

# 북한 핵 문제에 대한 인식

- Gallup International 14개국 비교 조사 -

## 세계 조사 개요

2017년 9월 20일~10월 1일 14개국 성인 총 17,107명 조사

4개국 3,988명 전화조사 / 8개국 9,822명 온라인조사 / 1개국 1,797명 SMS조사 / 1개국 1,500명 면접조사

## 한국 조사 개요

2017년 9월 26~28일 전국 만 19세 이상 남녀 1,006명 전화조사, 표본오차  $\pm 3.1\%$ 포인트(95% 신뢰수준)

휴대전화 RDD 표본 프레임에서 무작위 추출(집전화 RDD 15% 포함), 응답률: 17%(총 통화 5,851명 중 1,006명 응답 완료)

## 조사 내용

북한의 핵무기 사용 가능성, 북한 문제 대응: 평화·외교적 vs 군사적 해결책



# 북한의 핵무기 사용 가능성

2017년 9월 20일~10월 1일 14개국 조사	북한의 핵무기 사용 가능성							이 사안을 잘 알지 못한다	모름/ 응답거절
	가능성 있다 (계)			가능성 없다 (계)					
	많이 있다	약간 있다	가능성 없다 (계)	별로 없다	전혀 없다				
가능성 高	Vietnam	54%	18%	36%	23%	20%	3%	23%	
	Pakistan	51%	22%	29%	34%	23%	11%	10%	5%
	Australia	49%	16%	33%	51%	33%	18%		
	Germany	48%	7%	41%	45%	34%	11%	5%	2%
	Austria	47%	10%	38%	47%	35%	12%	5%	1%
	UK	46%	11%	35%	40%	29%	11%	4%	9%
	USA	46%	12%	34%	35%	24%	11%	6%	14%
	Japan	45%	14%	31%	40%	25%	15%	5%	11%
	Hong Kong	43%	6%	37%	48%	39%	9%	7%	2%
	France	42%	15%	28%	33%	18%	15%	23%	2%
	Bulgaria	37%	8%	28%	56%	38%	18%	5%	2%
	Italy	37%	14%	23%	46%	29%	17%	11%	6%
	<b>South Korea</b>	<b>35%</b>	<b>12%</b>	<b>23%</b>	<b>59%</b>	<b>35%</b>	<b>24%</b>	<b>1%</b>	<b>5%</b>
가능성 低	Russia	23%	2%	21%	68%	53%	15%	5%	4%

\*'가능성 있다' 응답 내림차순. 한국갤럽 www.gallup.co.kr | SOURCE :Gallup International

질문) 귀하는 북한이 핵무기를 실제로 사용할 가능성이 있다고 보십니까, 혹은 없다고 보십니까?

2017년 9월 4주(26~28일) 한국 조사	사례수 (명)	북한의 핵무기 사용 가능성						
		가능성 있다 (계)			별로 없다	전혀 없다	이 사안을 잘 알지 못한다	모름/ 응답거절
		많이 있다	약간 있다	가능성 없다 (계)				
전체	1,006	35%	12%	23%	35%	24%	1%	5%
성별								
남성	499	34%	13%	21%	30%	31%	0%	4%
여성	507	37%	11%	25%	40%	17%	1%	6%
연령별								
19-29세	173	53%	18%	35%	34%	10%		3%
30대	177	34%	11%	23%	35%	26%	0%	5%
40대	210	31%	11%	21%	32%	32%	1%	4%
50대	202	27%	9%	18%	39%	29%	0%	5%
60대 이상	243	35%	13%	22%	35%	21%	1%	8%
지역별								
서울	198	33%	11%	23%	36%	26%	0%	4%
인천/경기	300	34%	11%	23%	36%	26%	0%	4%
강원	31	-	-	-	-	-	-	-
대전/세종/충청	105	41%	16%	25%	31%	19%	2%	7%
광주/전라	101	25%	7%	18%	38%	28%	1%	8%
대구/경북	102	41%	11%	30%	33%	22%		4%
부산/울산/경남	157	38%	15%	24%	36%	22%	1%	4%
제주	12	-	-	-	-	-	-	-
직업별								
농/임/어업	28	-	-	-	-	-	-	-
자영업	162	36%	12%	23%	29%	29%	1%	5%
블루칼라	125	29%	11%	19%	36%	27%	1%	7%
화이트칼라	313	33%	11%	22%	34%	31%		2%
가정주부	209	37%	10%	26%	42%	13%	1%	8%
학생	73	52%	18%	34%	38%	10%		1%
무직/은퇴/기타	95	36%	16%	21%	34%	22%		8%
이념 성향별								
보수	276	39%	13%	26%	40%	17%		4%
중도	308	40%	14%	25%	33%	21%	1%	5%
진보	322	28%	9%	19%	35%	36%	1%	1%
모름/응답거절	100	37%	15%	22%	29%	12%	2%	19%

\*50사례 미만은 수치를 제시하지 않음. 한국갤럽 www.gallup.co.kr

# 북한 문제 대응: 평화·외교적 vs 군사적 해결책

2017년 9월 20일~10월 1일 14개국 조사	북한 문제 대응		(모름/응답거절 포함)		
	평화·외교적 해결책 찾는 노력 계속	군사적 해결책 필요	평화·외교적 해결책 찾는 노력 계속	군사적 해결책 필요	모름/ 응답거절
평화적 해결책 高	Russia 96%	4%			
	Germany 92%	9%			
	Bulgaria 91%	9%			
	Austria 88%	12%			
	Italy 87%	13%			
	France 87%	13%	80%	12%	8%
	Vietnam 84%	16%	74%	14%	13%
	UK 83%	17%			
	Australia 81%	19%			
	USA 75%	25%	65%	21%	14%
	Hong Kong 71%	29%			
	<b>South Korea 66%</b>	<b>34%</b>	<b>61%</b>	<b>32%</b>	<b>7%</b>
	Pakistan 51%	49%	50%	48%	2%
低	Japan 51%	49%			

\*'평화·외교적 해결책' 응답 내림차순.

\*5개국은 '모름/응답거절' 허용. 국가 간 비교를 위해 이를 제외하고 재계산한 수치를 왼쪽에 제시

\*한국갤럽 www.gallup.co.kr | SOURCE :Gallup International

질문) 북한은 핵실험과 미사일 시험발사를 계속하고 있습니다.

귀하는 다음 중 어떻게 대응하는 것이 좋다고 보십니까? (보기 2개 로테이션 제시)

- 평화적·외교적 해결책을 찾는 노력을 계속해야 한다

- 평화적·외교적 해결책은 효과 없으므로 군사적 해결책이 필요하다

2017년 9월 4주(26~28일) 한국 조사	사례수 (명)	북한 문제 대응		
		평화·외교적 해결책 찾는 노력 계속	군사적 해결책 필요	모름/ 응답거절
전체	1,006	61%	32%	7%
성별				
남성	499	58%	36%	6%
여성	507	64%	28%	8%
연령별				
19-29세	173	56%	40%	3%
30대	177	72%	24%	4%
40대	210	68%	26%	6%
50대	202	61%	34%	5%
60대 이상	243	50%	36%	15%
지역별				
서울	198	63%	31%	5%
인천/경기	300	64%	31%	5%
강원	31	-	-	-
대전/세종/충청	105	54%	34%	12%
광주/전라	101	75%	19%	6%
대구/경북	102	47%	42%	11%
부산/울산/경남	157	59%	35%	6%
제주	12	-	-	-
직업별				
농/임/어업	28	-	-	-
자영업	162	58%	36%	6%
블루칼라	125	65%	30%	5%
화이트칼라	313	67%	28%	5%
가정주부	209	58%	32%	10%
학생	73	61%	38%	1%
무직/은퇴/기타	95	51%	34%	15%
이념				
보수	276	44%	51%	5%
성향별				
중도	308	63%	30%	7%
진보	322	78%	18%	4%
모름/응답거절	100	46%	35%	19%
북한				
사용 가능성 있다	357	44%	48%	8%
핵무기 가능성 없다	594	71%	23%	5%

\*50사례 미만은 수치를 제시하지 않음. 한국갤럽 www.gallup.co.kr

# 응답자 특성표

주요 분석 단위별 표본오차(95% 신뢰수준 기준)와 지역/성/직업/생활수준과 연령 분포 구성입니다. 2017년 4월 행정자치부 주민등록인구 기준 8개 권역/성/연령별 가중 처리 결과

**질문** 귀하는 어느 시도에 살고 계십니까? 주소지 기준으로 말씀해 주십시오. (저희가 전화번호를 무작위 추출해 지역을 알지 못합니다.)

**질문** 실례지만, 귀하의 연세는 올해 어떻게 되십니까?

**질문** 귀하의 직업은 무엇입니까?

**질문** 우리 국민들의 생활수준을 상, 중상, 중, 중하, 하의 다섯 단계로 나눈다면 귀댁의 생활수준은 어디에 속한다고 생각하십니까?

응답자 특성표 2017년 9월 4주 (26~28일)	조사완료		목표할당		가중값 배율 (B/A)	표본오차 95% 신뢰수준
	사례수 (명)(A)	비율	사례수 (명)(B)	비율		
전체	1,006	100%	1,006	100%	1.00	±3.1%P
지역별						
서울	212	21%	198	20%	0.94	±6.7%P
인천/경기	299	30%	300	30%	1.00	±5.7%P
강원	32	3%	31	3%	0.95	±17.3%P
대전/세종/충청	99	10%	105	10%	1.06	±9.8%P
광주/전라	99	10%	101	10%	1.02	±9.8%P
대구/경북	100	10%	102	10%	1.02	±9.8%P
부산/울산/경남	153	15%	157	16%	1.03	±7.9%P
제주	12	1%	12	1%	1.02	±28.3%P
성별						
남성	528	52%	499	50%	0.94	±4.3%P
여성	478	48%	507	50%	1.06	±4.5%P
연령별						
19~29세	178	18%	173	17%	0.97	±7.3%P
30대	181	18%	177	18%	0.98	±7.3%P
40대	190	19%	210	21%	1.11	±7.1%P
50대	209	21%	202	20%	0.97	±6.8%P
60대 이상	248	25%	243	24%	0.98	±6.2%P
직업별						
농/임/어업	26	3%	28	3%		±19.2%P
자영업	167	17%	162	16%		±7.6%P
블루칼라	129	13%	125	12%		±8.6%P
화이트칼라	315	31%	313	31%		±5.5%P
가정주부	195	19%	209	21%		±7.0%P
학생	76	8%	73	7%		±11.2%P
무직/은퇴/기타	98	10%	95	9%		±9.9%P
생활 수준별						
상/중상	148	15%	146	15%		±8.1%P
중	453	45%	449	45%		±4.6%P
중하	248	25%	253	25%		±6.2%P
하	141	14%	141	14%		±8.3%P

\*표본오차는 조사완료 사례수 기준. 한국갤럽 www.gallup.co.kr

\*목표할당 사례수는 2017년 4월 행정부 주민등록인구 기준 지역/성/연령 가중 처리 결과

2017년 9월 4주 (26~28일)	조사완료 사례수 (명)	주민등록인구 기준 가중 처리 후 결과					
		목표할당 사례수	연령 분포				
			19~29세	30대	40대	50대	60대+
전체	1,006	1,006	17%	18%	21%	20%	24%
지역별							
서울	212	198	19%	19%	20%	19%	23%
인천/경기	299	300	18%	19%	22%	20%	20%
강원	32	31	-	-	-	-	-
대전/세종/충청	99	105	17%	17%	20%	20%	26%
광주/전라	99	101	16%	15%	20%	20%	29%
대구/경북	100	102	16%	16%	20%	21%	28%
부산/울산/경남	153	157	17%	17%	20%	21%	26%
제주	12	12	-	-	-	-	-
성별							
남성	528	499	18%	18%	21%	21%	22%
여성	478	507	16%	17%	21%	20%	27%
직업별							
농/임/어업	26	28	-	-	-	-	-
자영업	167	162	3%	13%	22%	38%	25%
블루칼라	129	125	15%	17%	33%	18%	17%
화이트칼라	315	313	20%	30%	26%	18%	6%
가정주부	195	209	2%	13%	21%	22%	42%
학생	76	73	94%	4%		1%	
무직/은퇴/기타	98	95	18%	8%	8%	10%	56%
생활 수준별							
상/중상	148	146	23%	19%	21%	21%	16%
중	453	449	20%	20%	20%	20%	20%
중하	248	253	14%	20%	26%	18%	22%
하	141	141	8%	5%	16%	22%	48%

\*50사례 미만은 수치를 제시하지 않음. 한국갤럽



**STRICTLY EMBARGOED UNTIL 00.01am (GMT) FRIDAY 6<sup>th</sup> OCTOBER**

# North Korea – fears still don't provoke a desire for war

**Gallup International Association**  
 opinion poll in 14 countries  
 across the globe

20 September – 01 October 2017

Disclaimer: Gallup International Association or its members are not related to Gallup Inc., headquartered in Washington D.C which is no longer a member of Gallup International Association. Gallup International Association does not accept responsibility for opinion polling other than its own. We require that our surveys be credited fully as Gallup International (not Gallup or Gallup Poll).

**STRICTLY EMBARGOED UNTIL 00.01am (GMT) FRIDAY 6<sup>th</sup> OCTOBER**

## **NORTH KOREA – SIGNIFICANT FEAR THAT NUCLEAR WARHEADS WILL BE USED BUT LITTLE DESIRE FOR MILITARY RESPONSE**

- A poll out today from Gallup International\* reveals that 43% of people surveyed believe that it is likely that North Korea will move forward and use a nuclear weapon, 46% believing they will not. The poll, representing the opinions of more than 1 billion of the world's population (Australia, Austria, Bulgaria, France, Germany, Hong Kong, Italy, Japan, Pakistan, Russia, South Korea, UK, USA and Vietnam) reveals on average that one in ten think it 'very likely'. Countries where concern is greatest include Pakistan (51%), Germany (48%), Australia (49%), Austria (48%) and the UK and US (both 46%). Interestingly Japan (45%) is significantly more worried than Pyongyang's neighbor South Korea (35%). The least worried are in Russia (23%) and Bulgaria (36%).
- In the country that is under the greatest direct risk - South Korea - the overall ratio between likely and unlikely is 1:2 in favor of unlikely.
- Despite some tense rhetoric in recent weeks our survey reveals that a peaceful diplomatic solution of the North Korea crisis is overwhelmingly preferred over a military solution - on average over 3/4 of those polled favored giving diplomacy more time. A diplomatic solution is almost the unanimous preference for Russians (96%) while Pakistan and Japan both reveal an even split – 51% favouring diplomacy, 49% military. And neighboring South Korea – well one in three (34%) prefer the military option, 66% diplomacy.

**Kancho Stoychev**, President of the Gallup International Association:

*"This snap poll done across the world in only 10 days reflects the opinion of over one billion people and covers the two superpowers US and Russia, the two potentially the most affected countries - South Korea and Japan as well as the two EU heavy weights Germany and France. It shows the extent to which people are worried about the nuclear activities of North Korea. Despite these fears, a clear majority prefer a diplomatic and peaceful resolution of the crisis. In Japan public opinion is split between peaceful and non-peaceful approaches which is fully understandable because, together with South Korea, Japan carries the highest risk; the logic being that it is better to solve the problem once and forever."*

**Johnny Heald**, Research Director at Gallup International Association:

*"Despite significant proportions in a majority of those countries surveyed believing that Kim Jong-Un will actually use a nuclear weapon, the majority of people still want to see a diplomatic rather than military response. A military response to a leader with nuclear warheads who has previously launched intercontinental ballistic missiles is possibly considered to be too risky for many of those surveyed. Yet despite having had rockets flown over their territory it is the Japanese that appear to want a tougher response with 49% favouring a military response"*

**For more information:**

[k.stoychev@gallup-international.bg](mailto:k.stoychev@gallup-international.bg)

[jheald@orb-international.com](mailto:jheald@orb-international.com)

**Disclaimer:** Gallup International Association or its members are not related to Gallup Inc., headquartered in Washington D.C which is no longer a member of Gallup International Association. Gallup International Association does not accept responsibility for opinion polling other than its own. We require that our surveys be credited fully as Gallup International (not Gallup or Gallup Poll).

## METHODOLOGY

A total of 17,107 persons were interviewed across 14 countries around the globe. In each country a nationally representative sample of adult men and women was interviewed either via telephone (4 countries; n=3,988), online (8 countries; n=9,822), via sms survey (1 country, n=1,797) and f2f (1 country, n=1,500). The fieldwork took place between 20<sup>th</sup> September and 01<sup>st</sup> October 2017, the data was weighted accordingly for each country.

## COVERAGE

Country	Company	Sample size	Method
Australia	Roy Morgan Research	1,797	Sms
Austria	Österreichisches Gallup Institut	1,000	CAWI
Bulgaria	Gallup International BG	1,000	CATI
France	BVA Group	974	CATI
Germany	Österreichisches Gallup Institut	1,947	CAWI
Hong Kong	CSG	501	Online
Italy	DOXA	1,008	CATI
Japan	Nippon Research Center	1,103	Online
Pakistan	Gallup Pakistan	1,500	Face-to-face
Russia	Romir	1,200	Online
South Korea	Gallup Korea	1,006	CATI
UK	ORB International	2,041	Online
USA	GIA	1,001	Online
Vietnam	Indochina Research	1,029	Online

## ABOUT GALLUP INTERNATIONAL ASSOCIATION

**Gallup International was formally founded in May 1947 with 11 pioneering research institutes and Dr George H Gallup as its first President.**

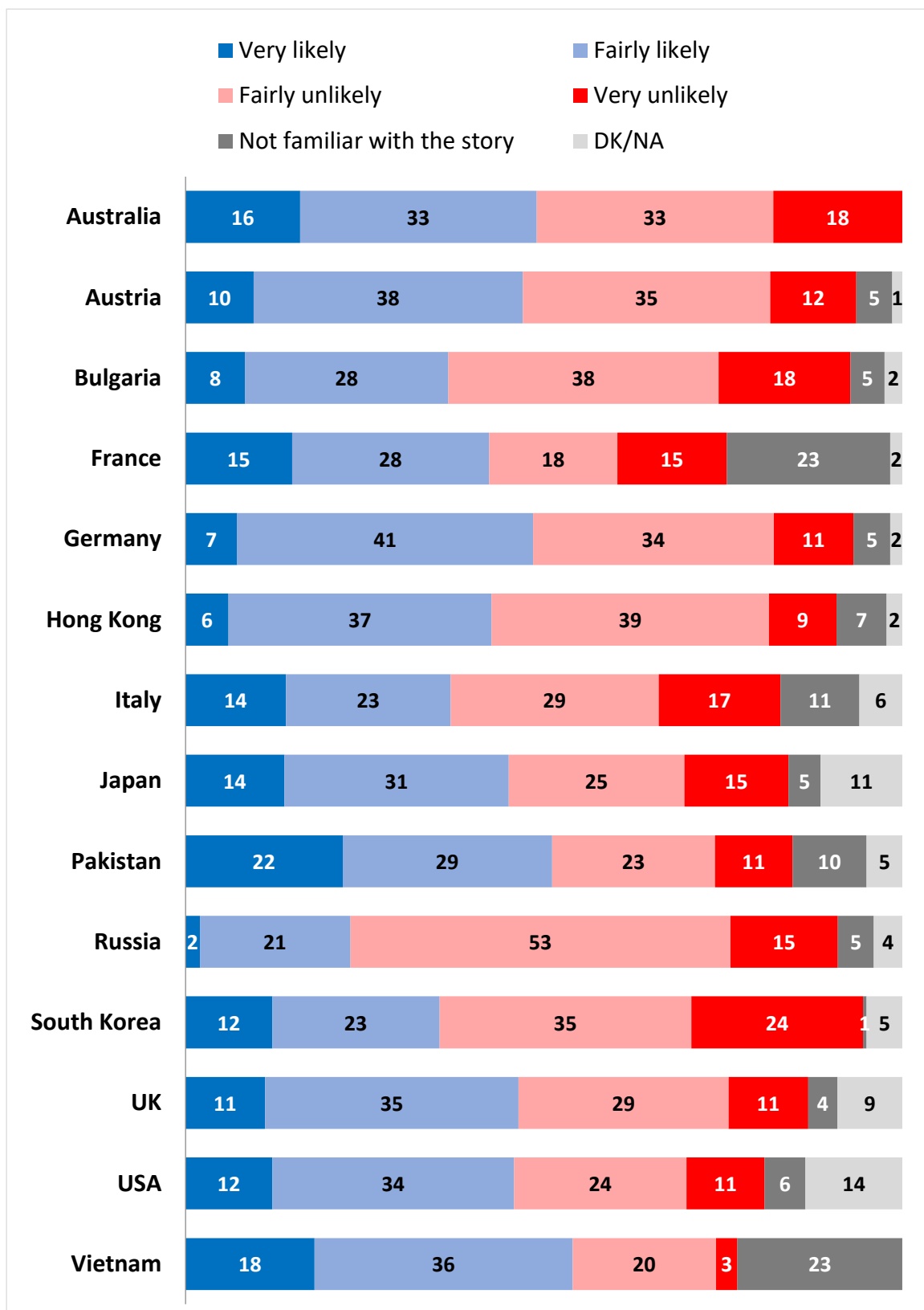
For 70 years Gallup International Members have demonstrated their expert ability to conduct multi-country surveys on a comparable basis and deliver the highest quality. Their Members are leading national institutes with a profound local knowledge of research methods and techniques, statistical sources, customs and culture differences of its own country and carefully selected by the Association Board. With only one Member agency per country, Members work together on a daily basis to share knowledge, new research techniques and tools, as well as to provide the most appropriate solutions to international research projects and service our clients to the best of our abilities.

The accumulated expertise of the Association is formidable - they have internationally renowned experts in public opinion, Third World issues, advertising, and media research as well as in commercial fields such as IT/telecommunications, healthcare, retail, economics, corporate research and so on. Members are at the leading edge of technical and methodological developments, which have impacted on not only the research industry but also the whole commercial world.



## Nuclear Weapon Usage by North Korea

*"In your opinion how likely is it that North Korea will use a nuclear weapon?"*



\* Countries presented in alphabetical order.





## Nuclear Weapon Usage by North Korea

*“In your opinion how likely is it that North Korea will use a nuclear weapon?”*

	Country	Very likely	Fairly likely	Fairly unlikely	Very unlikely	Not familiar with the story	DK/NA
	Australia	16	33	33	18	*	*
	Austria	10	38	35	12	5	1
	Bulgaria	8	28	38	18	5	2
	France	15	28	18	15	23	2
	Germany	7	41	34	11	5	2
	Hong Kong	6	37	39	9	7	2
	Italy	14	23	29	17	11	6
	Japan	14	31	25	15	5	11
	Pakistan	22	29	23	11	10	5
	Russia	2	21	53	15	5	4
	South Korea	12	23	35	24	1	5
	UK	11	35	29	11	4	9
	USA	12	34	24	11	6	14
	Vietnam	18	36	20	3	23	*

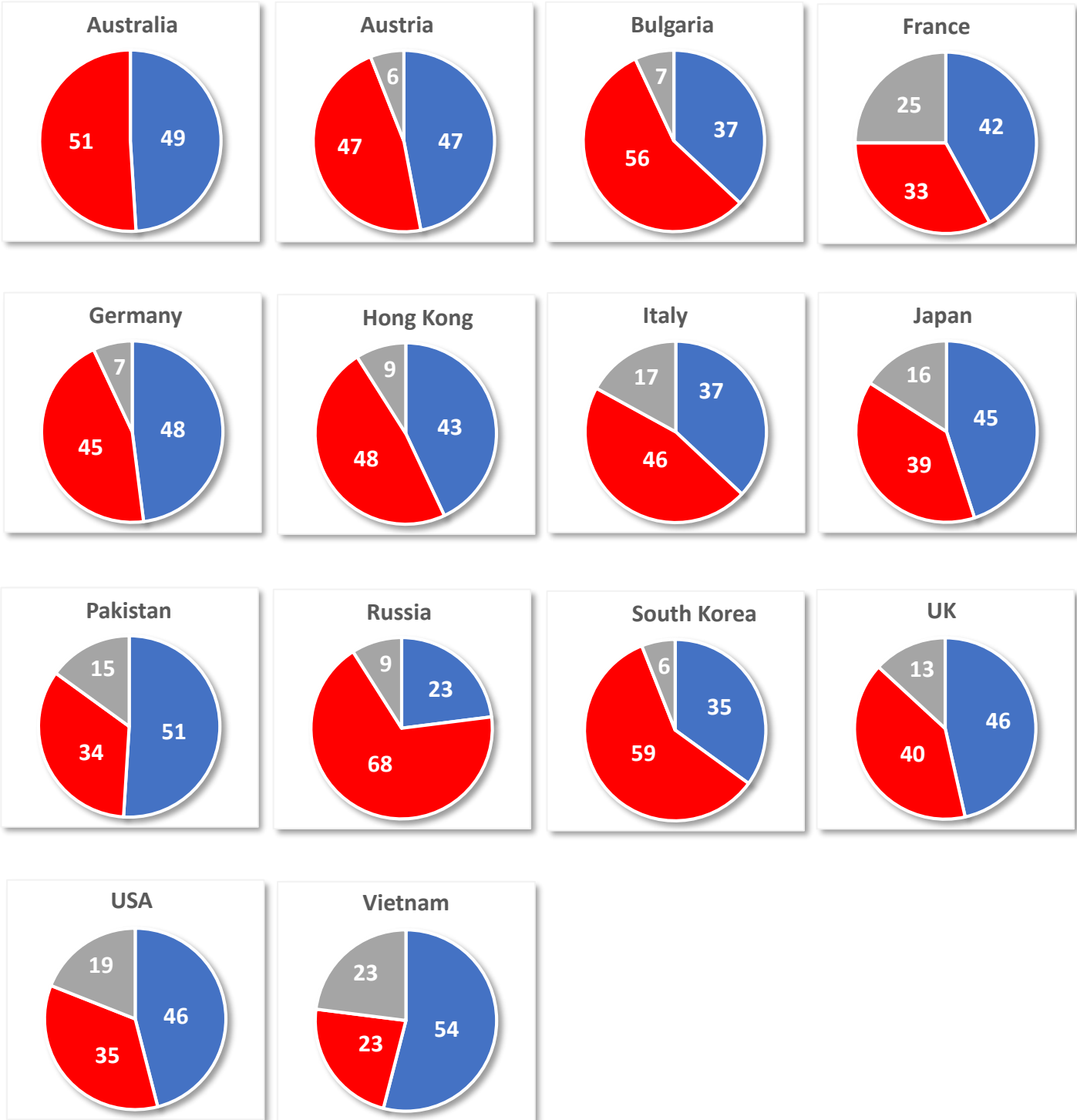
\* Countries presented in alphabetical order.



## Nuclear Weapon Usage by North Korea

*"In your opinion how likely is it that North Korea will use a nuclear weapon?"*

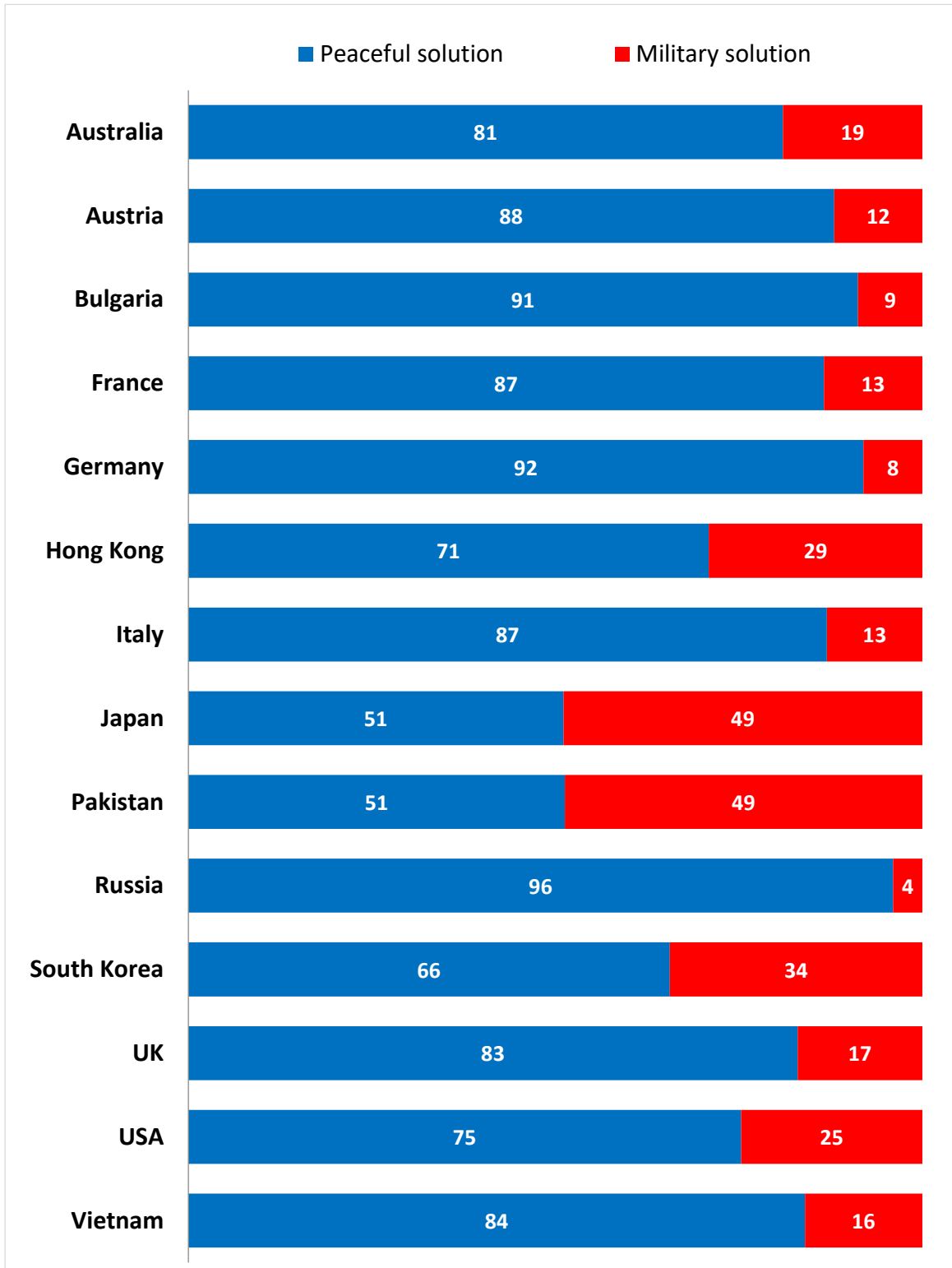
■ Likely   
 ■ Unlikely   
 ■ Other (not familiar with the story, DK/NA)



\* Countries presented in alphabetical order.

## Diplomatic or Military Solution

*“Which of these two options would you support with regards to North Korea and their ongoing nuclear and missile tests: continue to try to reach a peaceful diplomatic solution or a peaceful diplomatic solution is not working; a military one is needed?”*



\* Countries presented in alphabetical order

\*\* Answer “Don’t Know” excluded from calculations



## Diplomatic or Military Solution

***“Which of these two options would you support with regards to North Korea and their ongoing nuclear and missile tests: continue to try to reach a peaceful diplomatic solution or a peaceful diplomatic solution is not working; a military one is needed?”***

	Country	Peaceful solution	Military solution
	Australia	81	19
	Austria	88	12
	Bulgaria	91	9
	France	87	13
	Germany	92	8
	Hong Kong	71	29
	Italy	87	13
	Japan	51	49
	Pakistan	51	49
	Russia	96	4
	South Korea	66	34
	UK	83	17
	USA	75	25
	Vietnam	84	16

\* Countries presented in alphabetical order

\*\* Answer “Don’t Know” excluded from calculations

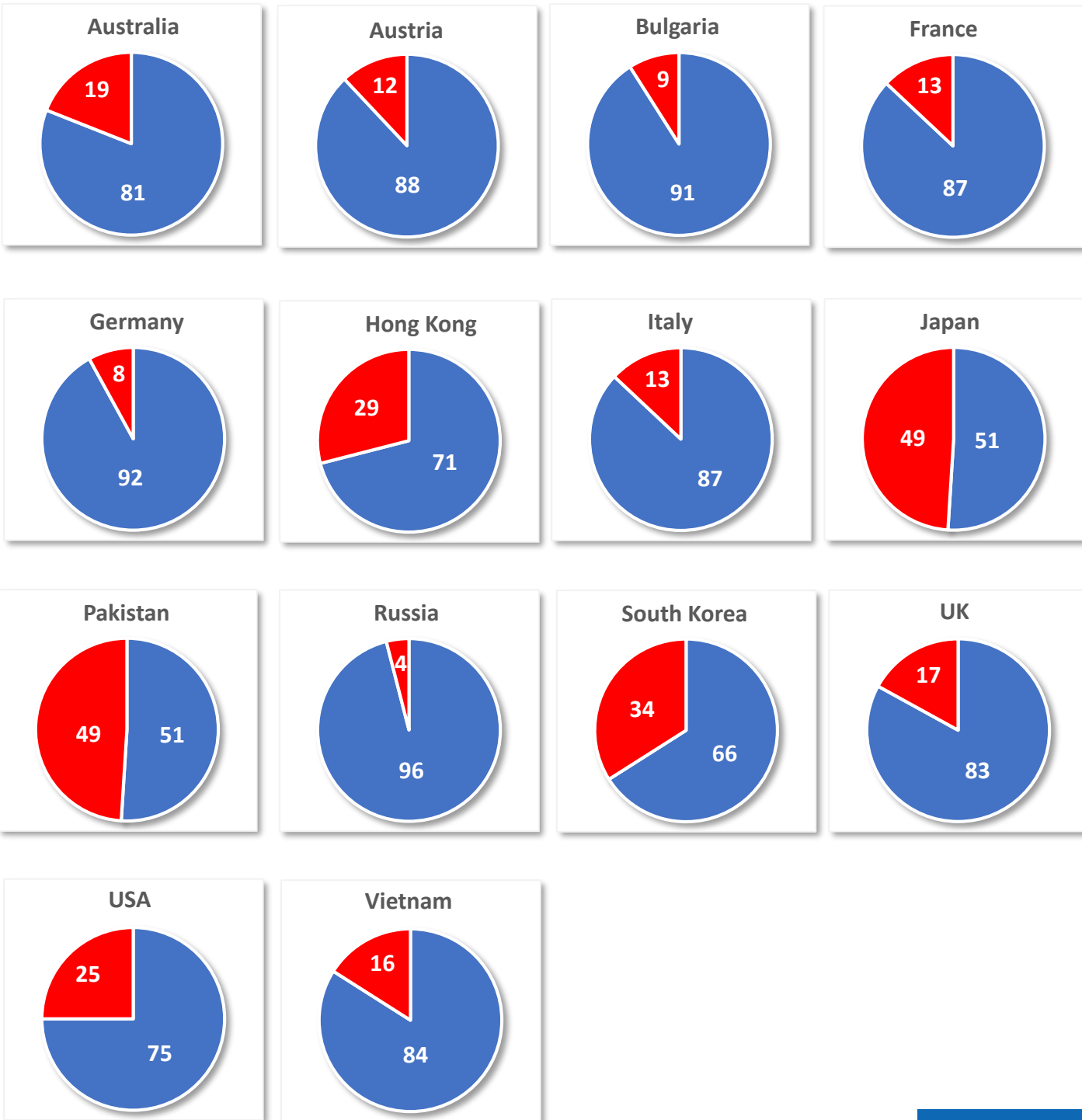


## Diplomatic or Military Solution

*“Which of these two options would you support with regards to North Korea and their ongoing nuclear and missile tests: continue to try to reach a peaceful diplomatic solution or a peaceful diplomatic solution is not working; a military one is needed?”*

■ Peaceful solution

■ Military solution



\* Countries presented in alphabetical order  
 \*\* Answer “Don’t Know” excluded from calculations

