

미국 대통령선거에 대한 인식

Gallup International 다국가 조사

미국 대통령선거 선호 후보 | 당선될 것 같은 후보 | 미국 대선외의 자국 영향력 | 해리스/트럼프 당선 시 미국의 국제적 위상

세계 조사 개요

2024년 9~10월 43개국(미국 제외) 성인 총 40,888명 전화/온라인/면접조사(문항별 참여국 상이)

한국 조사 개요

- 조사기간: 2024년 9월 10~12일
- 표본추출: 이동통신 3사 제공 무선전화 가상번호 무작위 추출
- 응답방식: 전화조사원 인터뷰(CATI)
- 조사대상: 전국 만 18세 이상 1,002명
- 표본오차: $\pm 3.1\%$ 포인트(95% 신뢰수준)
- 응답률: 10.4%(총 접촉 9,615명 중 1,002명 응답 완료)
- 의뢰처: 한국갤럽-Gallup International 자체 조사




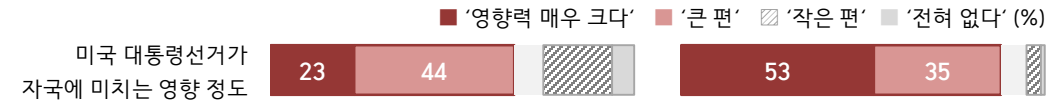
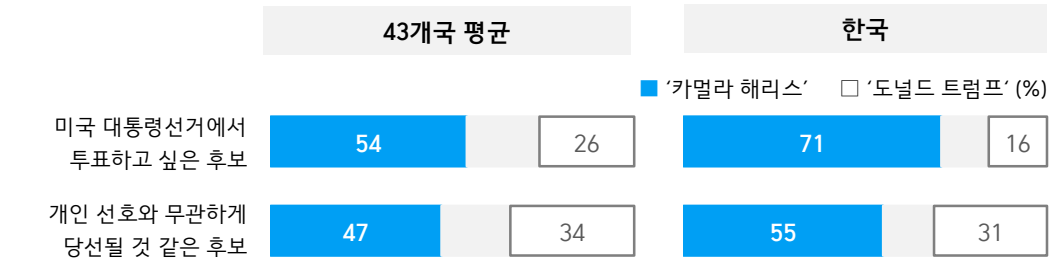
갤럽리포트 G20241031



43개국

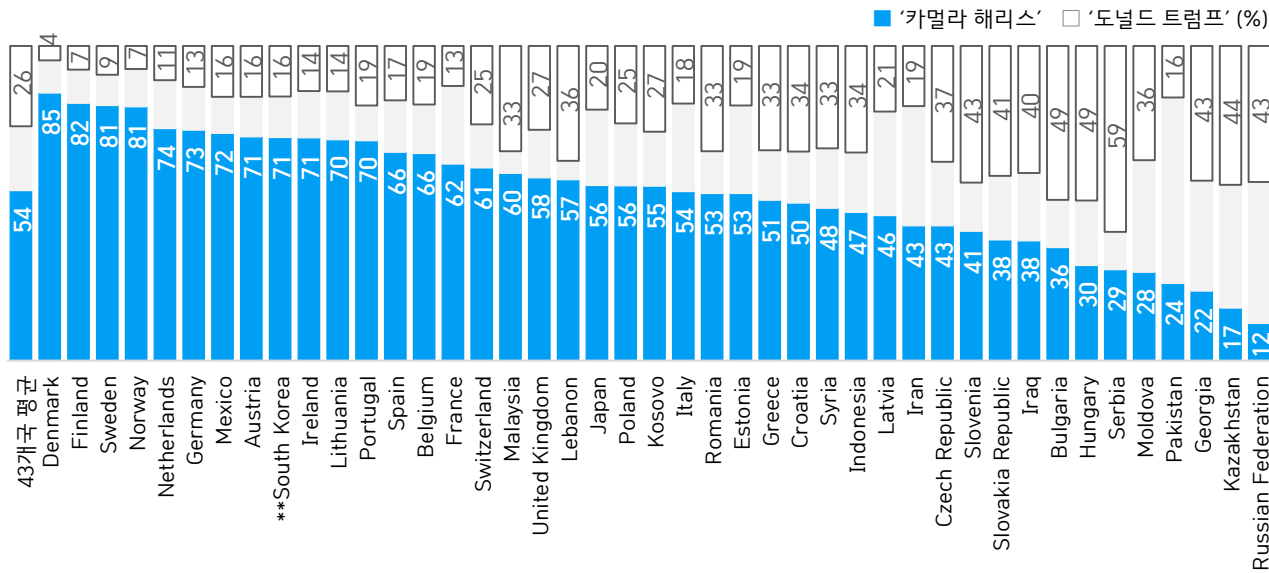
조사 결과 요약

● 미국 대통령선거 관련 인식 요약



- Gallup Internatioanl 2024년 9~10월 43개국(미국 제외) 성인 40,888명 조사
 - 한국은 2024년 9월 10~12일 전국 유권자 1,002명 전화조사(CATI). 한국갤럽 www.gallup.co.kr

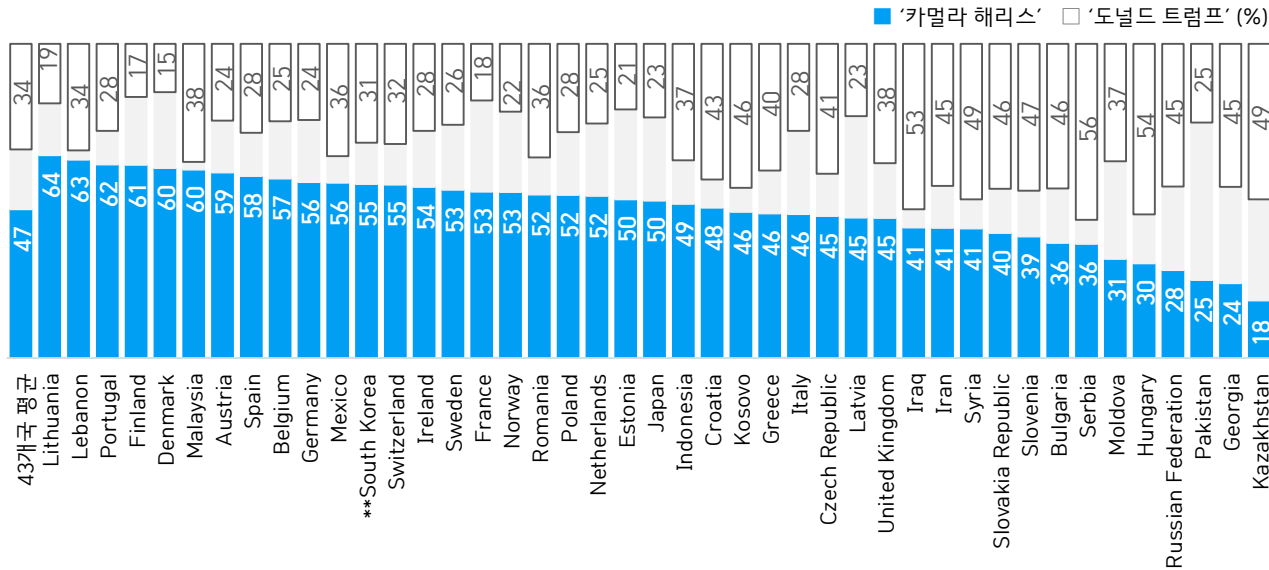
● 미국 대통령선거에 투표한다면 투표하고 싶은 후보: 국가별



- '카멀라 해리스에게 투표하고 싶다' 응답 내림차순. Gallup Internatioanl 2024년 9~10월 43개국(미국 제외) 성인 40,888명 조사

- 한국은 2024년 9월 10~12일 전국 유권자 1,002명 전화조사(CATI). 한국갤럽 www.gallup.co.kr

● 개인 선호와 무관하게 당선될 것 같은 미국 대선 후보: 국가별



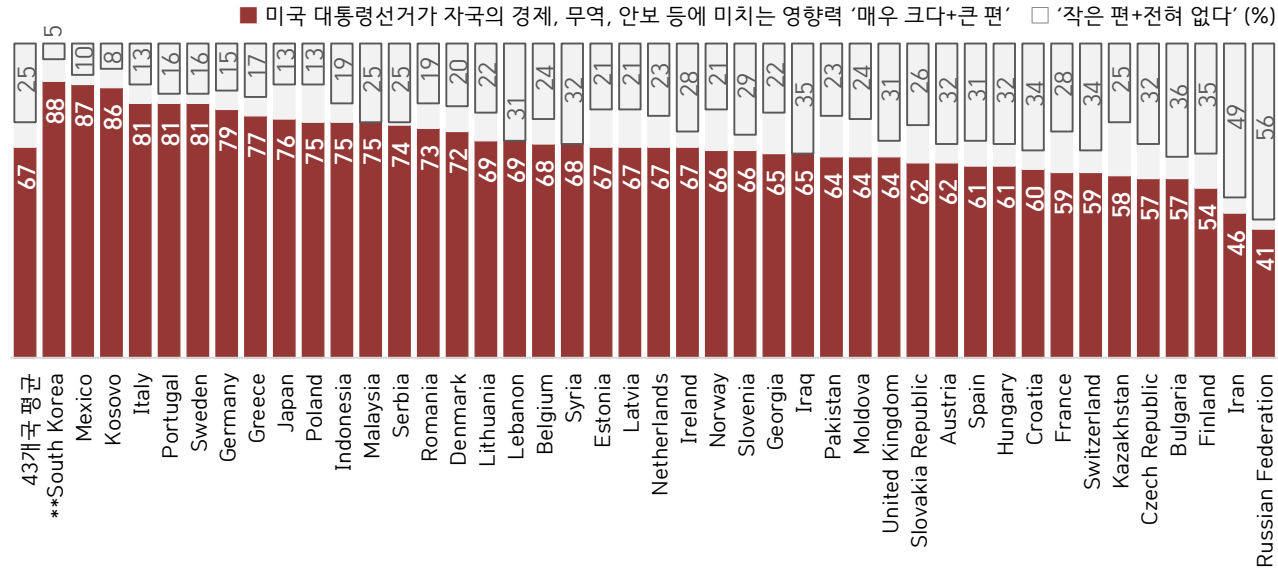
- '카멀라 해리스가 당선될 것 같다' 응답 내림차순. Gallup Internatioanl 2024년 9~10월 43개국(미국 제외) 성인 40,888명 조사

- 한국은 2024년 9월 10~12일 전국 유권자 1,002명 전화조사(CATI). 한국갤럽 www.gallup.co.kr

● 미국 대통령선거에 투표한다면 투표하고 싶은 후보, 당선될 것 같은 후보: 국가별

2024년 9~10월 43개국 조사 (미국 제외)	사례 수 (명)	투표하고 싶은 후보			당선될 것 같은 후보		
		카멀라 해리스	도널드 트럼프	모름/ 응답거절	카멀라 해리스	도널드 트럼프	모름/ 응답거절
전체 평균	40,888	54%	26%	21%	47%	34%	19%
Austria	1,000	71%	16%	13%	59%	24%	17%
Belgium	1,000	66%	19%	16%	57%	25%	18%
Bulgaria	800	36%	49%	15%	36%	46%	18%
Croatia	959	50%	34%	16%	48%	43%	9%
Czech Republic	1,000	43%	37%	20%	45%	41%	14%
Denmark	1,132	85%	4%	10%	60%	15%	24%
Estonia	1,125	53%	19%	28%	50%	21%	29%
Finland	1,029	82%	7%	11%	61%	17%	22%
France	1,000	62%	13%	25%	53%	18%	29%
Georgia	1,700	22%	43%	35%	24%	45%	31%
Germany	1,000	73%	13%	14%	56%	24%	20%
Greece	900	51%	33%	16%	46%	40%	14%
Hungary	1,000	30%	49%	21%	30%	54%	16%
Indonesia	361	47%	34%	19%	49%	37%	14%
Iran	1,002	43%	19%	38%	41%	45%	13%
Iraq	1,133	38%	40%	22%	41%	53%	6%
Ireland	1,000	71%	14%	15%	54%	28%	18%
Italy	1,002	54%	18%	28%	46%	28%	27%
Japan	1,143	56%	20%	24%	50%	23%	27%
Kazakhstan	806	17%	44%	39%	18%	49%	32%
**South Korea	1,002	71%	16%	13%	55%	31%	13%
Kosovo	573	55%	27%	17%	46%	46%	8%
Latvia	1,000	46%	21%	33%	45%	23%	32%
Lebanon	395	57%	36%	6%	63%	34%	3%
Lithuania	1,039	70%	14%	15%	64%	19%	17%
Malaysia	1,001	60%	33%	7%	60%	38%	3%
Mexico	1,009	72%	16%	12%	56%	36%	9%
Moldova	658	28%	36%	36%	31%	37%	31%
Netherlands	1,000	74%	11%	15%	52%	25%	23%
Norway	1,000	81%	7%	12%	53%	22%	26%
Pakistan	1,000	24%	16%	59%	25%	25%	50%
Poland	1,040	56%	25%	20%	52%	28%	20%
Portugal	1,003	70%	19%	11%	62%	28%	11%
Romania	1,001	53%	33%	13%	52%	36%	12%
Russian Federation	1,014	12%	43%	45%	28%	45%	27%
Serbia	540	29%	59%	12%	36%	56%	8%
Slovakia Republic	973	38%	41%	20%	40%	46%	14%
Slovenia	905	41%	43%	15%	39%	47%	15%
Spain	1,064	66%	17%	16%	58%	28%	14%
Sweden	1,058	81%	9%	10%	53%	26%	21%
Switzerland	959	61%	25%	14%	55%	32%	13%
Syria	562	48%	33%	19%	41%	49%	9%
United Kingdom	1,000	58%	27%	15%	45%	38%	18%

● 미국 대통령선거의 자국 영향력: 국가별



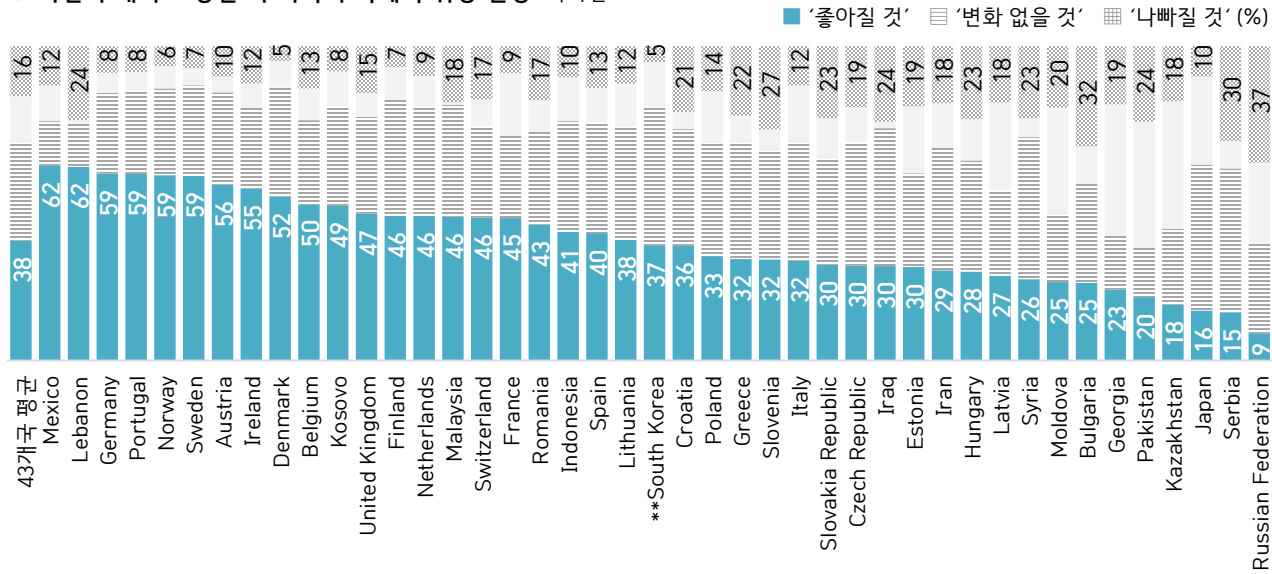
- 영향력 '매우 크다+큰 편' 응답 내림차순. Gallup Internatioanl 2024년 9~10월 43개국(미국 제외) 성인 40,888명 조사

- 한국은 2024년 9월 10~12일 전국 유권자 1,002명 전화조사(CATI). 한국갤럽 www.gallup.co.kr

● 미국 대통령선거의 자국 영향력: 국가별

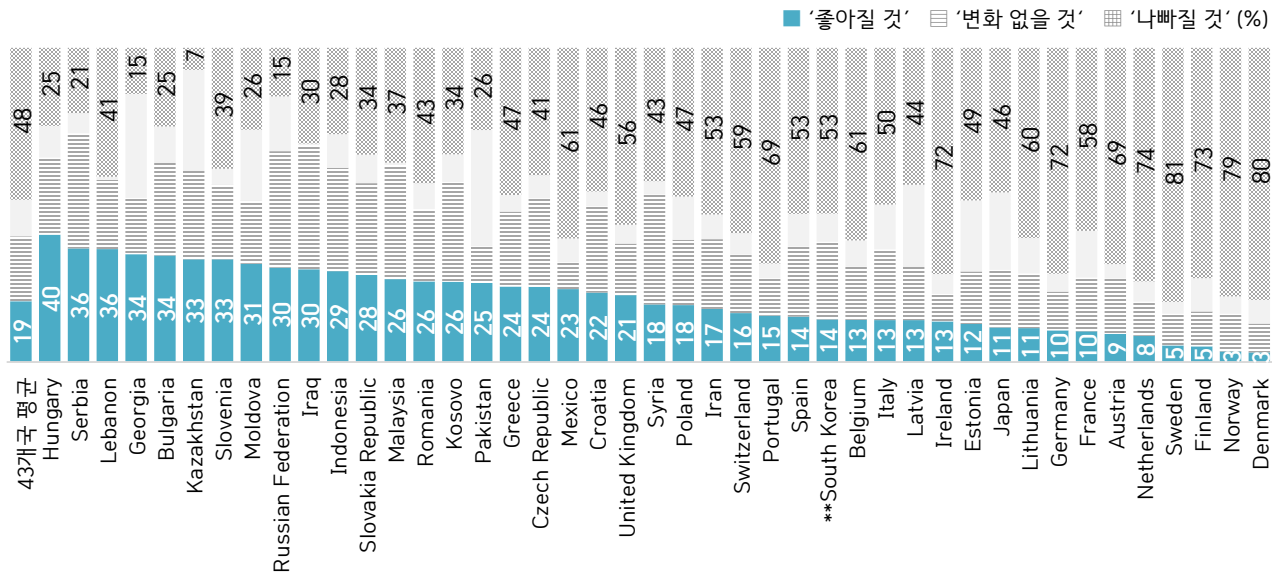
2024년 9~10월 43개국 조사 (미국 제외)	미국 대통령선거의 자국 영향력					크다 (계㉠)	작거나 없다 (계㉡)	Net Score (㉠-㉡)
	매우 크다	큰 편	작은 편	전혀 없다	모름 응답 거절			
전체 평균	23%	44%	19%	6%	8%	67%	25%	42
Austria	13%	49%	28%	4%	6%	62%	32%	30
Belgium	17%	51%	21%	3%	9%	68%	24%	44
Bulgaria	17%	40%	24%	12%	6%	57%	36%	21
Croatia	12%	48%	27%	7%	5%	60%	34%	26
Czech Republic	13%	44%	27%	5%	12%	57%	32%	25
Denmark	16%	56%	19%	1%	8%	72%	20%	52
Estonia	21%	46%	19%	2%	11%	67%	21%	46
Finland	9%	45%	32%	3%	10%	54%	35%	19
France	13%	46%	23%	5%	13%	59%	28%	31
Georgia	32%	33%	17%	5%	12%	65%	22%	43
Germany	23%	56%	14%	1%	6%	79%	15%	64
Greece	22%	55%	14%	3%	6%	77%	17%	60
Hungary	14%	47%	26%	6%	6%	61%	32%	29
Indonesia	30%	45%	14%	5%	5%	75%	19%	56
Iran	19%	27%	31%	18%	5%	46%	49%	-3
Iraq	37%	28%	13%	22%	0%	65%	35%	30
Ireland	18%	49%	23%	5%	6%	67%	28%	39
Italy	29%	52%	12%	1%	6%	81%	13%	68
Japan	26%	50%	10%	3%	10%	76%	13%	63
Kazakhstan	18%	40%	13%	12%	17%	58%	25%	33
**South Korea	53%	35%	4%	1%	6%	88%	5%	83
Kosovo	38%	48%	6%	2%	5%	86%	8%	78
Latvia	25%	42%	17%	4%	12%	67%	21%	46
Lebanon	35%	34%	27%	4%		69%	31%	38
Lithuania	20%	49%	18%	4%	9%	69%	22%	47
Malaysia	20%	55%	21%	4%	0%	75%	25%	50
Mexico	67%	20%	7%	3%	2%	87%	10%	77
Moldova	26%	38%	13%	11%	12%	64%	24%	40
Netherlands	10%	57%	21%	2%	9%	67%	23%	44
Norway	14%	52%	20%	1%	13%	66%	21%	45
Pakistan	40%	24%	7%	16%	12%	64%	23%	41
Poland	28%	47%	11%	2%	12%	75%	13%	62
Portugal	37%	44%	13%	3%	4%	81%	16%	65
Romania	29%	44%	13%	6%	7%	73%	19%	54
Russian Federation	13%	28%	28%	28%	4%	41%	56%	-15
Serbia	18%	56%	22%	3%	2%	74%	25%	49
Slovakia Republic	16%	46%	20%	6%	12%	62%	26%	36
Slovenia	16%	50%	26%	3%	5%	66%	29%	37
Spain	12%	49%	28%	3%	8%	61%	31%	30
Sweden	24%	57%	16%	0%	3%	81%	16%	65
Switzerland	14%	45%	29%	5%	7%	59%	34%	25
Syria	28%	40%	21%	11%	1%	68%	32%	36
United Kingdom	17%	47%	26%	5%	6%	64%	31%	33

● 카말라 해리스 당선 시 미국의 국제적 위상 전망: 국가별



- '해리스 당선 시 미국 위상 좋아질 것' 응답 내림차순. Gallup Internatioanl 2024년 9~10월 43개국(미국 제외) 성인 40,888명 조사
 - 한국은 2024년 9월 10~12일 전국 유권자 1,002명 전화조사(CATI). 한국갤럽 www.gallup.co.kr

● 도널드 트럼프 당선 시 미국의 국제적 위상 전망: 국가별



- '트럼프 당선 시 미국 위상 좋아질 것' 응답 내림차순. Gallup Internatioanl 2024년 9~10월 43개국(미국 제외) 성인 40,888명 조사
 - 한국은 2024년 9월 10~12일 전국 유권자 1,002명 전화조사(CATI). 한국갤럽 www.gallup.co.kr

● 미국 대통령선거 결과에 따른 미국의 국제적 위상 전망: 국가별

2024년 9~10월 43개국 조사 (미국 제외)	해리스 당선 시 미국 위상				Net Score (㉑-㉒)	트럼프 당선 시 미국 위상				Net Score (㉑-㉒)
	좋아질 것	변화 없을 것	나빠질 것	모름 응답 거절		좋아질 것	변화 없을 것	나빠질 것	모름 응답 거절	
	㉑	㉒	㉓	㉔		㉑	㉒	㉓	㉔	
전체 평균	38%	32%	16%	14%	22	19%	21%	48%	12%	-29
Austria	56%	29%	10%	5%	46	9%	18%	69%	5%	-60
Belgium	50%	27%	13%	10%	37	13%	17%	61%	8%	-48
Bulgaria	25%	31%	32%	12%	-7	34%	29%	25%	12%	9
Croatia	36%	37%	21%	5%	15	22%	28%	46%	5%	-24
Czech Republic	30%	39%	19%	11%	11	24%	28%	41%	7%	-17
Denmark	52%	35%	5%	8%	47	3%	9%	80%	8%	-77
Estonia	30%	30%	19%	21%	11	12%	17%	49%	23%	-37
Finland	46%	37%	7%	10%	39	5%	11%	73%	11%	-68
France	45%	26%	9%	20%	36	10%	17%	58%	15%	-48
Georgia	23%	17%	19%	42%	4	34%	18%	15%	33%	19
Germany	59%	26%	8%	6%	51	10%	12%	72%	6%	-62
Greece	32%	37%	22%	8%	10	24%	24%	47%	5%	-23
Hungary	28%	35%	23%	13%	5	40%	25%	25%	10%	15
Indonesia	41%	35%	10%	14%	31	29%	33%	28%	11%	1
Iran	29%	39%	18%	14%	11	17%	22%	53%	8%	-36
Iraq	30%	44%	24%	2%	6	30%	39%	30%	1%	0
Ireland	55%	26%	12%	8%	43	13%	9%	72%	6%	-59
Italy	32%	38%	12%	18%	20	13%	22%	50%	14%	-37
Japan	16%	46%	10%	28%	6	11%	18%	46%	25%	-35
Kazakhstan	18%	24%	18%	41%	0	33%	28%	7%	32%	26
**South Korea	37%	44%	5%	14%	32	14%	25%	53%	9%	-39
Kosovo	49%	32%	8%	11%	41	26%	32%	34%	9%	-8
Latvia	27%	27%	18%	28%	9	13%	17%	44%	26%	-31
Lebanon	62%	14%	24%	1%	38	36%	22%	41%	1%	-5
Lithuania	38%	36%	12%	14%	26	11%	17%	60%	11%	-49
Malaysia	46%	36%	18%	1%	28	26%	36%	37%	1%	-11
Mexico	62%	14%	12%	11%	50	23%	9%	61%	8%	-38
Moldova	25%	22%	20%	34%	5	31%	20%	26%	23%	5
Netherlands	46%	35%	9%	10%	37	8%	11%	74%	6%	-66
Norway	59%	28%	6%	7%	53	3%	12%	79%	5%	-76
Pakistan	20%	16%	24%	40%	-4	25%	12%	26%	37%	-1
Poland	33%	36%	14%	17%	19	18%	21%	47%	14%	-29
Portugal	59%	27%	8%	6%	51	15%	12%	69%	5%	-54
Romania	43%	30%	17%	10%	26	26%	23%	43%	8%	-17
Russian Federation	9%	29%	37%	26%	-28	30%	37%	15%	17%	15
Serbia	15%	46%	30%	9%	-15	36%	37%	21%	6%	15
Slovakia Republic	30%	34%	23%	13%	7	28%	29%	34%	9%	-6
Slovenia	32%	35%	27%	6%	5	33%	24%	39%	5%	-6
Spain	40%	35%	13%	11%	27	14%	22%	53%	10%	-39
Sweden	59%	29%	7%	5%	52	5%	10%	81%	4%	-76
Switzerland	46%	29%	17%	9%	29	16%	19%	59%	7%	-43
Syria	26%	45%	23%	6%	3	18%	35%	43%	4%	-25
United Kingdom	47%	31%	15%	8%	32	21%	16%	56%	6%	-35

한국

조사 결과 집계표

한국 응답자 특성표

주요 분석 단위별 표본오차(95% 신뢰수준 기준)와 지역/성/지지정당/직업/생활수준/성향과 연령 분포 구성입니다. 2024년 6월 말 행정안전부 주민등록인구 기준 8개 권역/성/연령별 셀 가중 결과

- 질문)** - 귀하는 어느 시도에 살고 계십니까? 주소지 기준으로 말씀해 주십시오. (저희가 전화번호를 무작위 추출해 지역을 알지 못합니다.)
- 실례지만, 귀하의 연세는 올해 만으로 어떻게 되십니까?
- 귀하의 직업은 무엇입니까?
- 우리 국민들의 생활수준을 상, 중상, 중, 중하, 하의 다섯 단계로 나눈다면 귀댁 생활수준은 어디에 속한다고 생각하십니까?
- 귀하 본인의 정치적 성향은 다음 중 어디에 해당한다고 생각하십니까? (항목 로테이션 제시) 매우 보수적 / 약간 보수적 / 중도적 / 약간 진보적 / 매우 진보적

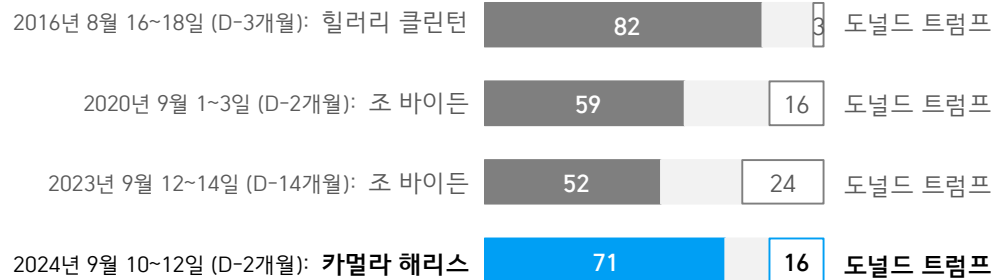
한국 응답자 특성표 2024년 9월 10~12일 전화조사(CATI)		조사완료		가중값 적용 기준		가중값 배율 (B/A)	표본오차 95% 신뢰수준
		사례수 (명) (A)	비율	사례수 (명) (B)	비율		
전체		1,002	100%	1,002	100%	1.00	±3.1%P
지역별	서울	187	19%	188	19%	1.00	±7%P
	인천/경기	318	32%	322	32%	1.01	±6%P
	강원	33	3%	30	3%	0.90	±17%P
	대전/세종/충청	107	11%	107	11%	1.00	±10%P
	광주/전라	97	10%	97	10%	1.00	±10%P
	대구/경북	95	9%	97	10%	1.02	±10%P
	부산/울산/경남	151	15%	149	15%	0.98	±8%P
	제주	14	1%	13	1%	0.92	±26%P
성별	남성	521	52%	497	50%	0.95	±4%P
	여성	481	48%	505	50%	1.04	±5%P
연령별	18~29세	138	14%	157	16%	1.13	±8%P
	30대	163	16%	149	15%	0.91	±8%P
	40대	172	17%	177	18%	1.02	±8%P
	50대	199	20%	197	20%	0.98	±7%P
	60대	186	19%	175	17%	0.94	±7%P
	70대 이상	144	14%	146	15%	1.01	±8%P

- 표본오차는 조사완료 사례수 기준. 세부 단위 표본오차는 소수점 이하 반올림하여 제시
- 가중값 적용 기준 사례수는 2024년 6월 행안부 주민등록인구 지역/성/연령비를 따름
- 가중값 배율은 소수점 이하 셋째 자리 버림. 한국갤럽 www.gallup.co.kr

한국 응답자 특성표 2024년 9월 10~12일 전화조사(CATI)		조사완료 사례수 (명)	주민등록인구 기준 가중값 적용 결과						
			가중적용 사례수	연령 분포					
				18~29세	30대	40대	50대	60대	70대+
전체		1,002	1,002	16%	15%	18%	20%	17%	15%
지역별	서울	187	188	18%	17%	17%	18%	16%	14%
	인천/경기	318	322	16%	16%	19%	20%	16%	12%
	강원	33	30	-	-	-	-	-	-
	대전/세종/충청	107	107	15%	14%	18%	20%	18%	15%
	광주/전라	97	97	15%	12%	16%	20%	18%	18%
	대구/경북	95	97	14%	13%	16%	20%	19%	17%
	부산/울산/경남	151	149	14%	13%	17%	20%	19%	16%
	제주	14	13	-	-	-	-	-	-
성별	남성	521	497	16%	16%	18%	20%	17%	12%
	여성	481	505	15%	14%	17%	19%	18%	17%
주요 지지	더불어민주당	322	326	10%	14%	27%	22%	17%	11%
정당별	국민의힘	294	285	8%	13%	12%	15%	24%	27%
	조국혁신당	85	83	7%	12%	14%	42%	19%	5%
	무당(無黨)층	249	257	31%	19%	15%	15%	11%	10%
직업별	농/임/어업	30	27	-	-	-	-	-	-
	자영업	145	138	2%	14%	21%	35%	22%	6%
	기능노무/서비스	174	174	11%	10%	19%	27%	20%	13%
	사무/관리	314	314	14%	32%	26%	21%	6%	2%
	전업주부	181	187	1%	5%	14%	14%	31%	35%
	학생	66	74	99%	1%				
	무직/은퇴/기타	92	88	16%	4%	8%	4%	26%	42%
	생활 수준별	상/중상	174	171	20%	20%	17%	19%	14%
	중하	435	435	18%	15%	19%	22%	17%	10%
	중하	206	207	13%	16%	21%	22%	19%	8%
	하	169	172	8%	9%	11%	13%	23%	37%
성향별	보수	298	290	14%	15%	14%	18%	20%	19%
	중도	322	325	19%	18%	21%	17%	16%	10%
	진보	269	272	12%	14%	23%	27%	15%	8%
	모름/응답거절	113	115	16%	9%	6%	14%	21%	34%
평소 정치에 관심이	많이 있다	197	193	4%	8%	19%	25%	25%	20%
	약간 있다	483	476	14%	16%	19%	20%	16%	14%
	별로 없다	210	212	21%	19%	16%	18%	16%	10%
	전혀 없다/모름	112	120	29%	16%	12%	13%	15%	15%

- 성향은 5점 척도 측정: 보수=(매우+약간) 보수적, 중도=중도적, 진보=(매우+약간) 진보적
- 50사례 미만은 수치 제시하지 않음. 한국갤럽 www.gallup.co.kr

● **한국인의 미국 대통령선거 선호 후보 (%)**



- 시기별 전국 유권자 약 1,000명 전화조사(CATI). 한국갤럽 www.gallup.co.kr

[참고] 한반도 주변국 정치 지도자(頂上) 개별 호감 여부 2013-2021

조사 시기	미국 대통령		중국 국가주석		일본 총리		러시아 대통령		북한 국무위원장		
	호감	비호감	호감	비호감	호감	비호감	호감	비호감	호감	비호감	
	오바마		시진핑		아베		푸틴		김정은		
2013년 8월 5~8일	71%	16%	51%	25%	3%	90%	26%	36%	4%	89%	← 8.27 북핵 6개국 회담
9월 23~26일	71%	14%	48%	25%	3%	89%	31%	31%	6%	86%	← 러시아 G20 정상회담
2014년 7월 8~10일			59%	15%							← 시진핑 방한 직후
	트럼프										
2017년 5월 23~25일	9%	85%	25%	64%	4%	90%	13%	67%			← 중국 사드 경제 보복
11월 14~16일	25%	66%	29%	59%	6%	89%	14%	68%			← 트럼프 방한
2018년 3월 13~15일	24%	67%	19%	66%	5%	89%	13%	68%	10%	83%	← 남북회담 성사 직후
5월 29~31일	32%	51%							31%	55%	← 2차 남북회담 직후
12월 11~13일									24%	59%	← 김정은 연내 답방 무산
2019년 2월 12~14일	24%	64%							27%	62%	← 2차 북미회담 직전
11월 19~21일	15%	77%	15%	73%	3%	92%	17%	61%	9%	82%	
	바이든				기시다						
2021년 11월 9~11일	49%	35%	8%	85%	6%	80%	19%	65%	7%	88%	← 이탈리아 G20 정상회담

- '호감이 간다', '호감 가지 않는다' 2점 척도로 측정. 미국 바이든 2020년 11월, 일본 기시다 2021년 10월 당선

- 시기별 전국 유권자 약 1,000명 전화조사(CATI). 한국갤럽 www.gallup.co.kr

질문) 만약 귀하가 미국 대통령선거에 투표하신다면 누구에게 투표하시겠습니까?
- 카멀라 해리스 / 도널드 트럼프 (항목 로테이션)

2024년 9월 10~12일 한국 전화조사(CATI)	조사완료 사례수 (명)	가중적용 사례수 (명)	미국 대통령선거 선호 후보		
			카멀라 해리스	도널드 트럼프	모름/ 응답거절
전체	1,002	1,002	71%	16%	13%
지역별					
서울	187	188	75%	14%	11%
인천/경기	318	322	70%	18%	11%
강원	33	30	-	-	-
대전/세종/충청	107	107	79%	11%	10%
광주/전라	97	97	72%	13%	15%
대구/경북	95	97	69%	21%	9%
부산/울산/경남	151	149	66%	15%	19%
제주	14	13	-	-	-
성별					
남성	521	497	69%	21%	10%
여성	481	505	73%	11%	16%
연령별					
18~29세	138	156	53%	28%	18%
30대	163	151	64%	24%	12%
40대	172	177	70%	18%	12%
50대	199	197	78%	13%	9%
60대	186	175	84%	7%	9%
70대 이상	144	146	73%	8%	19%
주요 지지 정당별					
더불어민주당	322	326	77%	16%	8%
국민의힘	294	285	74%	18%	9%
조국혁신당	85	83	80%	14%	6%
무당(無黨)층	249	257	60%	13%	27%
직업별					
농/임/어업	30	27	-	-	-
자영업	145	138	76%	14%	10%
기능노무/서비스	174	174	70%	19%	11%
사무/관리	314	314	69%	19%	12%
전업주부	181	187	75%	8%	17%
학생	66	74	57%	24%	19%
무직/은퇴/기타	92	88	69%	18%	14%
생활 수준별					
상/중상	174	171	78%	13%	9%
중	435	435	67%	18%	15%
중하	206	207	73%	20%	8%
하	169	172	72%	10%	18%
성향별					
보수	298	290	67%	23%	9%
중도	322	325	71%	14%	15%
진보	269	272	79%	12%	9%
모름/응답거절	113	115	60%	12%	27%
대통령 직무					
긍정 평가자	214	205	70%	21%	9%
부정 평가자	699	706	74%	13%	13%
평소 많이 있다	197	193	79%	12%	9%
정치에 약간 있다	483	476	73%	16%	11%
관심이 별로 없다	210	212	64%	18%	17%
전혀 없다/모름	112	120	63%	18%	19%

- 50사례 미만은 수치 제시하지 않음. 한국갤럽 www.gallup.co.kr

질문) 귀하의 개인적 선호와 무관하게 누가 미국 대통령으로 당선될 것 같습니까?
- 카멀라 해리스 / 도널드 트럼프 (항목 로테이션)

2024년 9월 10~12일 한국 전화조사(CATI)	조사완료 사례수 (명)	가중적용 사례수 (명)	미국 대통령선거에서 당선될 것 같은 후보		
			카멀라 해리스	도널드 트럼프	모름/ 응답거절
전체	1,002	1,002	55%	31%	13%
지역별					
서울	187	188	53%	36%	12%
인천/경기	318	322	55%	31%	15%
강원	33	30	-	-	-
대전/세종/충청	107	107	61%	31%	9%
광주/전라	97	97	60%	30%	9%
대구/경북	95	97	55%	31%	14%
부산/울산/경남	151	149	54%	31%	15%
제주	14	13	-	-	-
성별					
남성	521	497	58%	34%	9%
여성	481	505	53%	29%	18%
연령별					
18~29세	138	156	32%	53%	15%
30대	163	151	38%	53%	9%
40대	172	177	53%	38%	9%
50대	199	197	70%	23%	7%
60대	186	175	69%	15%	15%
70대 이상	144	146	64%	10%	27%
주요 지지 정당별					
더불어민주당	322	326	58%	31%	11%
국민의힘	294	285	59%	28%	13%
조국혁신당	85	83	63%	32%	5%
무당(無黨)층	249	257	47%	33%	20%
직업별					
농/임/어업	30	27	-	-	-
자영업	145	138	62%	31%	7%
기능노무/서비스	174	174	60%	27%	13%
사무/관리	314	314	50%	39%	11%
전업주부	181	187	57%	18%	24%
학생	66	74	31%	60%	9%
무직/은퇴/기타	92	88	61%	23%	16%
성향별					
보수	298	290	52%	37%	11%
중도	322	325	55%	33%	13%
진보	269	272	64%	30%	6%
모름/응답거절	113	115	45%	18%	37%
대통령 직무					
긍정 평가자	214	205	56%	29%	15%
부정 평가자	699	706	58%	32%	11%
미 대선 선호 후보					
카멀라 해리스	711	711	68%	22%	10%
도널드 트럼프	163	161	20%	72%	8%
모름/응답거절	128	130	29%	34%	37%
평소 많이 있다	197	193	62%	25%	13%
정치에 약간 있다	483	476	58%	30%	12%
관심이 별로 없다	210	212	54%	34%	12%
전혀 없다/모름	112	120	36%	41%	23%

- 50사례 미만은 수치 제시하지 않음. 한국갤럽 www.gallup.co.kr

질문) 귀하는 미국 대통령선거가 우리나라의 경제, 무역, 안보 등에
어느 정도 영향력 있다고 보십니까? (4점 척도)

2024년 9월 10~12일 한국 전화조사(CATI)		가중적용 사례수 (명)	미국 대선이 우리나라에 미치는 영향력					크다 (계)
			매우 크다	큰 편	작은 편	전혀 없다	의견 유보	
전체		1,002	53%	35%	4%	1%	6%	88%
지역별	서울	188	59%	31%	3%	1%	6%	90%
	인천/경기	322	57%	32%	5%	2%	4%	89%
	강원	30	-	-	-	-	-	-
	대전/세종/충청	107	54%	33%	7%	1%	6%	86%
	광주/전라	97	55%	33%	2%	1%	9%	88%
	대구/경북	97	45%	44%	4%	2%	5%	89%
	부산/울산/경남	149	47%	41%	4%	1%	6%	88%
	제주	13	-	-	-	-	-	-
성별	남성	497	61%	29%	5%	1%	3%	91%
	여성	505	46%	41%	4%	1%	9%	86%
연령별	18~29세	156	46%	43%	5%	2%	4%	89%
	30대	151	57%	39%	1%	1%	2%	96%
	40대	177	59%	37%	2%	1%	1%	97%
	50대	197	59%	32%	6%	1%	2%	91%
	60대	175	56%	30%	7%		6%	87%
	70대 이상	146	40%	30%	5%	5%	21%	69%
주요 지지 정당별	더불어민주당	326	57%	33%	4%	1%	5%	90%
	국민의힘	285	52%	37%	4%	2%	5%	89%
	조국혁신당	83	63%	31%	2%		4%	94%
	무당(無黨)층	257	46%	38%	6%	3%	8%	84%
직업별	농/임/어업	27	-	-	-	-	-	-
	자영업	138	59%	33%	5%	1%	2%	92%
	기능노무/서비스	174	51%	33%	4%	3%	8%	84%
	사무/관리	314	61%	34%	2%	1%	2%	95%
	전업주부	187	40%	40%	5%	2%	12%	81%
	학생	74	42%	46%	8%		5%	88%
	무직/은퇴/기타	88	56%	28%	6%	3%	7%	85%
성향별	보수	290	54%	35%	4%	1%	5%	90%
	중도	325	55%	37%	3%	2%	3%	92%
	진보	272	59%	34%	5%		2%	93%
	모름/응답거절	115	33%	33%	5%	5%	25%	65%
대통령 직무	긍정 평가자	205	46%	40%	4%	3%	7%	86%
	부정 평가자	706	57%	34%	4%	1%	4%	92%
미 대선 선호 후보	카말라 해리스	711	57%	34%	5%	0%	4%	91%
	도널드 트럼프	161	49%	39%	5%	4%	3%	88%
	모름/응답거절	130	41%	36%	2%	4%	18%	76%
평소 정치에 관심이	많이 있다	193	62%	28%	4%	1%	5%	90%
	약간 있다	476	57%	34%	4%	1%	4%	92%
	별로 없다	212	44%	43%	4%	1%	8%	88%
	전혀 없다/모름	120	40%	36%	7%	6%	11%	76%

- 2016년 8월 16~18일 미 대선은 우리나라에 '영향력 (많이+약간) 있다' 91%

- 50사례 미만은 수치 제시하지 않음. 한국갤럽 www.gallup.co.kr

질문) 카말라 해리스가 대통령이 된다면 미국의 국제적 위상이 어떠할 것으로 보십니까?

- 좋아질 것 / 변화 없을 것 / 나빠질 것 (항목 로테이션)

2024년 9월 10~12일 한국 전화조사사(CATI)		가중적용 사례수 (명)	해리스 당선 시 미국의 국제적 위상 전망			
			좋아질 것	변화 없을 것	나빠질 것	모름/ 응답거절
전체		1,002	37%	44%	5%	14%
지역별	서울	188	28%	48%	6%	17%
	인천/경기	322	35%	48%	5%	12%
	강원	30	-	-	-	-
	대전/세종/충청	107	41%	40%	5%	14%
	광주/전라	97	52%	29%	4%	15%
	대구/경북	97	31%	47%	4%	18%
	부산/울산/경남	149	38%	44%	4%	14%
	제주	13	-	-	-	-
성별	남성	497	36%	48%	6%	10%
	여성	505	37%	39%	4%	19%
연령별	18~29세	156	24%	52%	4%	20%
	30대	151	26%	54%	9%	11%
	40대	177	29%	59%	6%	6%
	50대	197	40%	48%	3%	8%
	60대	175	50%	30%	4%	16%
	70대 이상	146	50%	18%	3%	29%
주요 지지 정당별	더불어민주당	326	42%	43%	4%	10%
	국민의힘	285	43%	37%	7%	13%
	조국혁신당	83	47%	44%	10%	10%
	무당(無黨)층	257	23%	48%	4%	25%
직업별	농/임/어업	27	-	-	-	-
	자영업	138	39%	48%	4%	9%
	기능노무/서비스	174	37%	43%	5%	14%
	사무/관리	314	31%	56%	6%	6%
	전업주부	187	42%	26%	5%	26%
	학생	74	24%	51%	4%	21%
	무직/은퇴/기타	88	40%	34%	2%	24%
성향별	보수	290	35%	46%	8%	10%
	중도	325	37%	47%	3%	12%
	진보	272	40%	45%	5%	10%
	모름/응답거절	115	32%	24%	2%	42%
미 대선 후보	카말라 해리스	711	46%	43%	2%	9%
	도널드 트럼프	161	14%	55%	17%	14%
	모름/응답거절	130	12%	37%	4%	48%
트럼프 당선 시 미국의 국제 위상	좋아질 것	135	38%	40%	11%	11%
	변화 없을 것	248	30%	55%	5%	9%
	나빠질 것	529	42%	45%	4%	9%
	모름/응답거절	89	19%	9%	2%	69%
평소 정치에 관심이	많이 있다	193	41%	38%	7%	13%
	약간 있다	476	42%	43%	5%	10%
	별로 없다	212	25%	51%	5%	19%
	전혀 없다/모름	120	27%	43%	3%	27%

- 트럼프 당선 시 미국의 국제적 위상 전망과 로테이션 질문

- 50사례 미만은 수치 제시하지 않음. 한국갤럽 www.gallup.co.kr

질문) 도널드 트럼프가 대통령이 된다면 미국의 국제적 위상이 어떠할 것으로 보십니까?

- 좋아질 것 / 변화 없을 것 / 나빠질 것 (항목 로테이션)


2024년 9월 10~12일 한국 전화조사사(CATI)		가중적용 사례수 (명)	트럼프 당선 시 미국의 국제적 위상 전망			
			좋아질 것	변화 없을 것	나빠질 것	모름/ 응답거절
전체		1,002	14%	25%	53%	9%
지역별	서울	188	11%	26%	54%	9%
	인천/경기	322	13%	27%	54%	6%
	강원	30	-	-	-	-
	대전/세종/충청	107	17%	16%	57%	9%
	광주/전라	97	14%	19%	58%	10%
	대구/경북	97	8%	35%	46%	11%
	부산/울산/경남	149	17%	23%	49%	10%
	제주	13	-	-	-	-
성별	남성	497	15%	24%	56%	5%
	여성	505	12%	26%	50%	12%
연령별	18~29세	156	19%	41%	30%	10%
	30대	151	20%	35%	41%	4%
	40대	177	9%	30%	61%	1%
	50대	197	14%	20%	61%	5%
	60대	175	8%	17%	62%	12%
	70대 이상	146	12%	7%	57%	23%
주요 지지 정당별	더불어민주당	326	11%	25%	57%	6%
	국민의힘	285	17%	20%	53%	10%
	조국혁신당	83	18%	19%	62%	1%
	무당(無黨)층	257	10%	30%	46%	13%
직업별	농/임/어업	27	-	-	-	-
	자영업	138	10%	23%	63%	3%
	기능노무/서비스	174	15%	32%	45%	8%
	사무/관리	314	17%	27%	52%	4%
	전업주부	187	12%	16%	54%	19%
	학생	74	17%	33%	39%	11%
	무직/은퇴/기타	88	7%	19%	58%	16%
성향별	보수	290	17%	24%	52%	7%
	중도	325	12%	28%	53%	7%
	진보	272	10%	26%	60%	4%
	모름/응답거절	115	18%	15%	36%	30%
미 대선 후보	카말라 해리스	711	8%	22%	63%	7%
	도널드 트럼프	161	39%	34%	23%	3%
	모름/응답거절	130	12%	26%	34%	28%
해리스 당선 시 미국의 국제 위상	좋아질 것	367	14%	20%	61%	5%
	변화 없을 것	440	12%	31%	55%	2%
	나빠질 것	50	30%	26%	39%	4%
	모름/응답거절	145	10%	16%	31%	43%
평소 정치에 관심이	많이 있다	193	15%	17%	59%	9%
	약간 있다	476	11%	24%	58%	6%
	별로 없다	212	14%	31%	42%	13%
	전혀 없다/모름	120	19%	27%	42%	12%

- 해리스 당선 시 미국의 국제적 위상 전망과 로테이션 질문

- 50사례 미만은 수치 제시하지 않음. 한국갤럽 www.gallup.co.kr

“조사는 결코 화려하거나 스스로 빛나는
업(業)이 아니다. 사회의 명암, 좌우 대립,
빈부 문제, 정보 격차, 과거와 미래 등을
두루 살펴 매 순간 어느 한쪽으로 치우치지
않도록 스스로 경계하며 꾸준히 공부하고
탐구하는 일이다. 때로는 관행과 시류에
맞서야 하고, 때로는 비난과 질시를 묵묵히
견뎌야 한다. 어렵지만 누군가는 반드시
해야 할 일, 힘들지만 그만큼 보람된 일이다.”

조사인의 길, 박무익



한국갤럽조사연구소는 1974년 6월 박무익 회장이 설립한
한국 최초의 법인 형태 조사 전문 회사입니다.

1970년대부터 사회 주요 현안 자체 조사 결과를 발표해 왔으며,
우리 국민의 71%가 한국갤럽을 알고 있습니다.

—
한국갤럽 홈페이지 갤럽리포트 게시판을 통해 공개한 자료는
모두 한국갤럽의 자산이므로 상업적 용도의 재판매를 금지합니다.

·
기사, 논문, SNS 공유 등 재판매 이외 용도로는
누구나, 무료로, 자유롭게 인용하실 수 있습니다.

·
인용하실 때는 반드시 출처를 밝혀 주십시오.
가능하면 조사 기간, 방법, 표본크기 등 개요까지 함께 표시하실 것을 권장합니다.

·
저희는 소수점 아래 수치를 제시하지 않는 것을 원칙으로 하고 있으니,
인용하실 때도 그에 따라 주실 것을 당부합니다.

—
한국갤럽 조사에 관심 가져주셔서 고맙습니다.

- 매주 새로운 조사 결과를 전합니다: [이메일 뉴스레터 구독 신청](#) | [카카오톡채널 추가](#)
- 문의: 전화 02-3702-2100(대표)/2571/2621/2622 또는 [홈페이지 Q&A](#)
- 주소: (본관) 03167 서울시 종로구 사직로 70, (신관) 03042 서울시 종로구 자하문로 70

—
이 문서에는 네이버 나눔글꼴과 한글과컴퓨터 함초롬체를 썼습니다.

President Kamala Harris to bring global stability and improve America's standing in the world

Strictly embargoed until 25 October 00:01 GMT

A Majority supports Kamala Harris

Results from a survey carried out in 43 countries across the world by the renowned Gallup International Association (founded 1947) reveals that while a majority of the world would vote for Kamala Harris (54%) over Donald Trump (26%) the expected result of the upcoming US Presidential election is a lot closer, with 47% believing Harris will win, 34% feeling Donald Trump will win and crucially, 19% unsure.

An Election with high impact on the world and the Standing of the US

Why should we worry? Because two in three people across 43 countries (67%) believe that the impact of the American election on their country will be "very high/high". Our survey of almost 41,000 adults reveals that a President Harris could improve America's standing in the world (38%), almost double to what President Trump could do (19%). Indeed, almost one in two (48%) feel that President Trump would cause a deterioration in America's standing in the world.

At a time of great global instability, what impact would both candidates have here? A President Harris could aid stability (32%), a President Trump could cause a decrease in global stability (49%). A clear majority of 59 % would advise the American President to pour more American resources into aiding Ukraine or maintain it at the current levels.

Regional differences show Kamala Harris is significantly more popular in Latin America and Western Europe, while Donald Trump fares better in Eastern Europe and South East Asia. Although the Kremlin remains coy on the election, the people of Russia show the greatest preference for Donald Trump (43% would vote for him, 12% for Kamala Harris).

Highest support for Kamala Harris was found in Denmark where 85% respondents said they would vote for her, followed by Finland (82%), Sweden (81%) and Norway (81%). Highest support for Trump was found in Serbia (59%), Hungary (49%), Bulgaria (49%) and Kazakhstan (44%).

Michael Nitsche, President of Gallup International comments: *"A significant part of the world shows a clear preference for Kamala Harris, a victory if achieved could in their eyes improve America's standing in the world and go some way to improving global stability. Yet the expected result of next week's election is far from clear, with less than half (47%) expecting her to win."*



Note to editors:

Sample Size and Mode of Field Work:

A total of 40.888 persons in 43 countries were interviewed globally. In each country a representative sample of around 1000 men and women was interviewed during October 2024 either face to face, via telephone or online. The margin of error for the survey is between +3-5% at 95% confidence level.

About Gallup International: Voice of The People. Truly Measured. Since 1947.

Gallup International Association (GIA) is the leading global independent association in opinion polling. For over 75 years Gallup International members have demonstrated their expert ability to conduct multi-country surveys on a comparable basis and deliver the highest quality. Our more than 50 members and partners are leading national institutes with a profound local knowledge of research methods and techniques, statistical sources, customs and culture differences of its own country and the region. This gives our network the ability to conduct opinion polls in more than 130 countries around the world.

For more information:

Michael Nitsche (in Vienna) +43 664 1230060

E: michael.nitsche@gallup-international

Kancho Stoychev (in Sofia), +359 88 8611025

E: k.stoychev@gallup-international.bg

Johnny Heald (in London), +44 7973 600308

E: johnny.heald@gallup-international.com

Bilal Gilani (in Islamabad) +92 302 8554656

E: bilal.gilani@gallup.com.pk

Luis H. Cardona (in Madrid) +34 659 457 929

E: luishcardona@sigmados.com

Ani Lortkipanidze (in Tbilisi) +995 591 033311

E: alortkipanidze@gorbi.com

Torbjorn Sjostrom (in Stockholm) +46 720700200

E: torbjorn.sjostrom@novus.se

Arwa Dagher (in Jordan) +49 176 30622779

E: arwa.daghir@gallup-international.com

For further details see website: www.gallup-international.com

Disclaimer: Gallup International Association or its members are not related to Gallup Inc., headquartered in Washington D.C. which is no longer a member of Gallup International Association. Gallup International Association does not accept responsibility for opinion polling other than its own. We require that our surveys be credited fully as Gallup International (not Gallup).

Gallup International Index of Imagined American Citizenship

**AMONG THE 'IMAGINED AMERICAN CITIZENS' IN THE
WORLD**

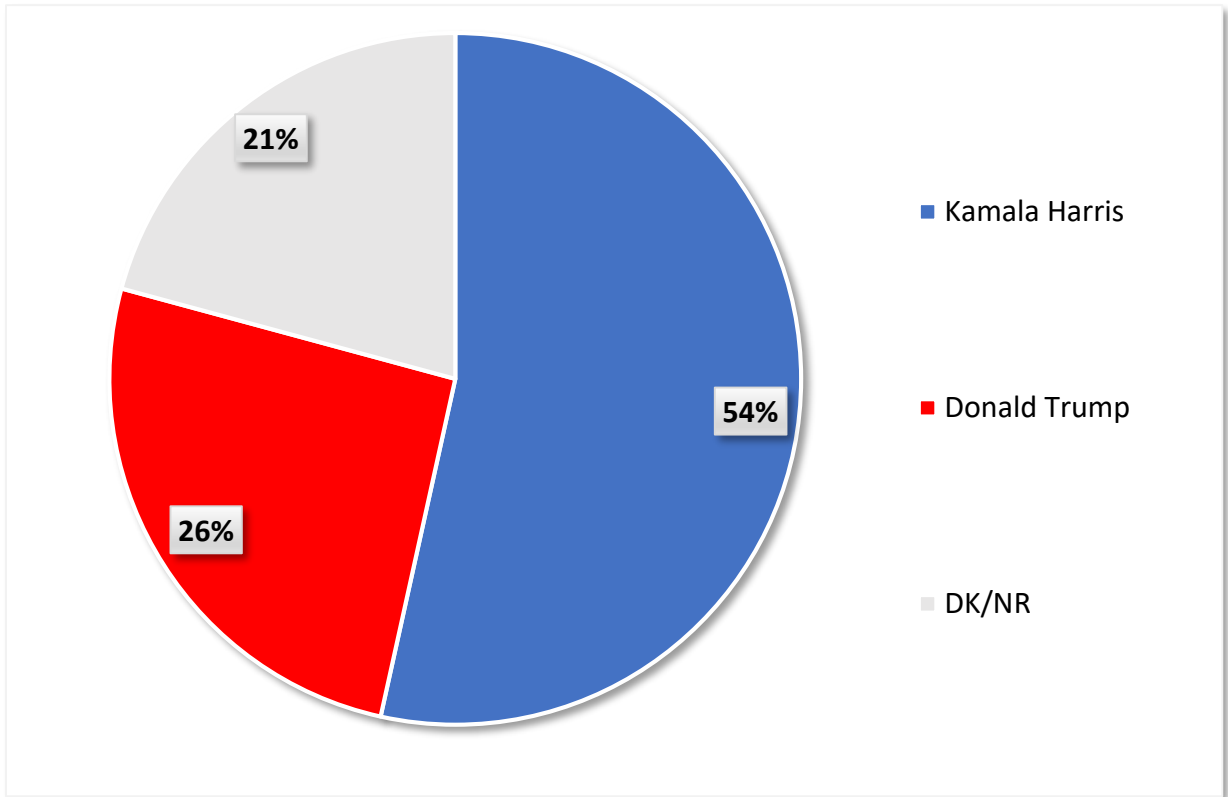
**HARRIS WINS BY A LANDSLIDE AGAINST TRUMP: 54%
to 26%**

Findings from a global survey conducted among approximately 41,000 men and women in 43 countries situated in Western & Eastern Europe, Latin America, The Middle East, Far East and the rest of Asia.

Disclaimer: Gallup International Association or its members are not related to Gallup Inc., headquartered in Washington D.C. which is no longer a member of Gallup International Association. Gallup International Association does not accept responsibility for opinion polling other than its own. We require that our surveys be credited fully as Gallup International (not Gallup).

US ELECTION 2024

If you were to vote in the American election for President, who would you vote for?



TOP 5 KAMALA HARRIS SUPPORTERS	TOP 5 DONALD TRUMP SUPPORTERS
DENMARK: 85%	SERBIA: 59%
FINLAND: 82%	HUNGARY: 49%
SWEDEN: 81%	BULGARIA: 49%
NORWAY: 81%	KAZAKHSTAN: 44%
NETHERLANDS: 74%	SLOVENIA: 43%

Minor deviations due to rounding are possible

If you were to vote in the American election for President, who would you vote for?

(Countries presented in alphabetical order)

Country	Kamala Harris	Donald Trump	DK / NR
Global Average	54%	26%	21%
AUSTRIA	71%	16%	13%
BELGIUM	66%	19%	16%
BULGARIA	36%	49%	15%
CROATIA	50%	34%	16%
CZECH REPUBLIC	43%	37%	20%
DENMARK	85%	4%	10%
ESTONIA	53%	19%	28%
FINLAND	82%	7%	11%
FRANCE	62%	13%	25%
GEORGIA	22%	43%	35%
GERMANY	73%	13%	14%
GREECE	51%	33%	16%
HUNGARY	30%	49%	21%
INDONESIA	47%	34%	19%
IRAN	43%	19%	38%
IRAQ	38%	40%	22%
IRELAND	71%	14%	15%
ITALY	54%	18%	28%
JAPAN	56%	20%	24%

If you were to vote in the American election for President, who would you vote for?

(Countries presented in alphabetical order)

Country	Kamala Harris	Donald Trump	DK / NR
KAZAKHSTAN	17%	44%	39%
SOUTH KOREA	71%	16%	13%
KOSOVO	55%	27%	17%
LATVIA	46%	21%	33%
LEBANON	57%	36%	6%
LITHUANIA	70%	14%	15%
MALAYSIA	60%	33%	7%
MEXICO	72%	16%	12%
MOLDOVA	28%	36%	36%
NETHERLANDS	74%	11%	15%
NORWAY	81%	7%	12%
PAKISTAN	24%	16%	59%
POLAND	56%	25%	20%
PORTUGAL	70%	19%	11%
ROMANIA	53%	33%	13%
RUSSIAN FEDERATION	12%	43%	45%
SERBIA	29%	59%	12%
SLOVAKIA REPUBLIC	38%	41%	20%
SLOVENIA	41%	43%	15%
SPAIN	66%	17%	16%

US ELECTION 2024

If you were to vote in the American election for President, who would you vote for?

(Countries presented in alphabetical order)

Country	Kamala Harris	Donald Trump	DK / NR
SWEDEN	81%	9%	10%
SWITZERLAND	61%	25%	14%
SYRIA	48%	33%	19%
UNITED KINGDOM	58%	27%	15%

US ELECTION 2024

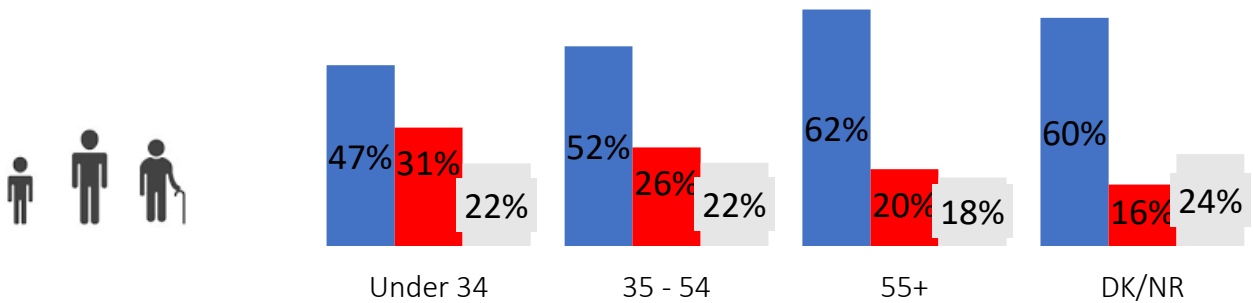
If you were to vote in the American election for President, who would you vote for?



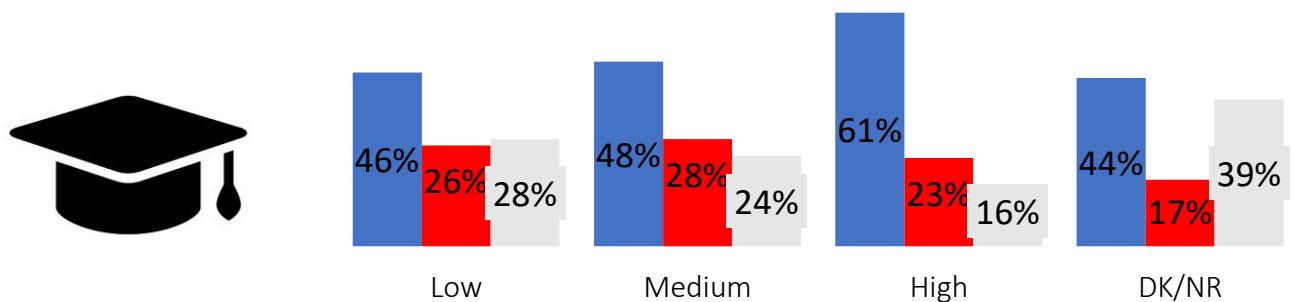
By gender



By age group



By education group

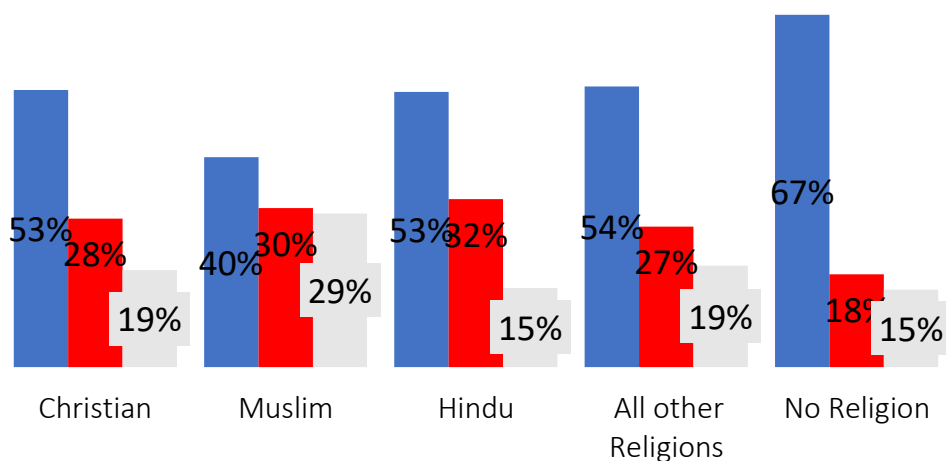


US ELECTION 2024

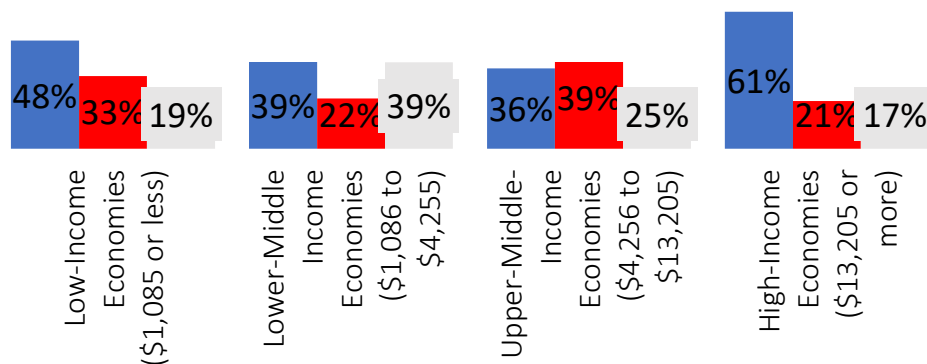
If you were to vote in the American election for President, who would you vote for?



By religion group

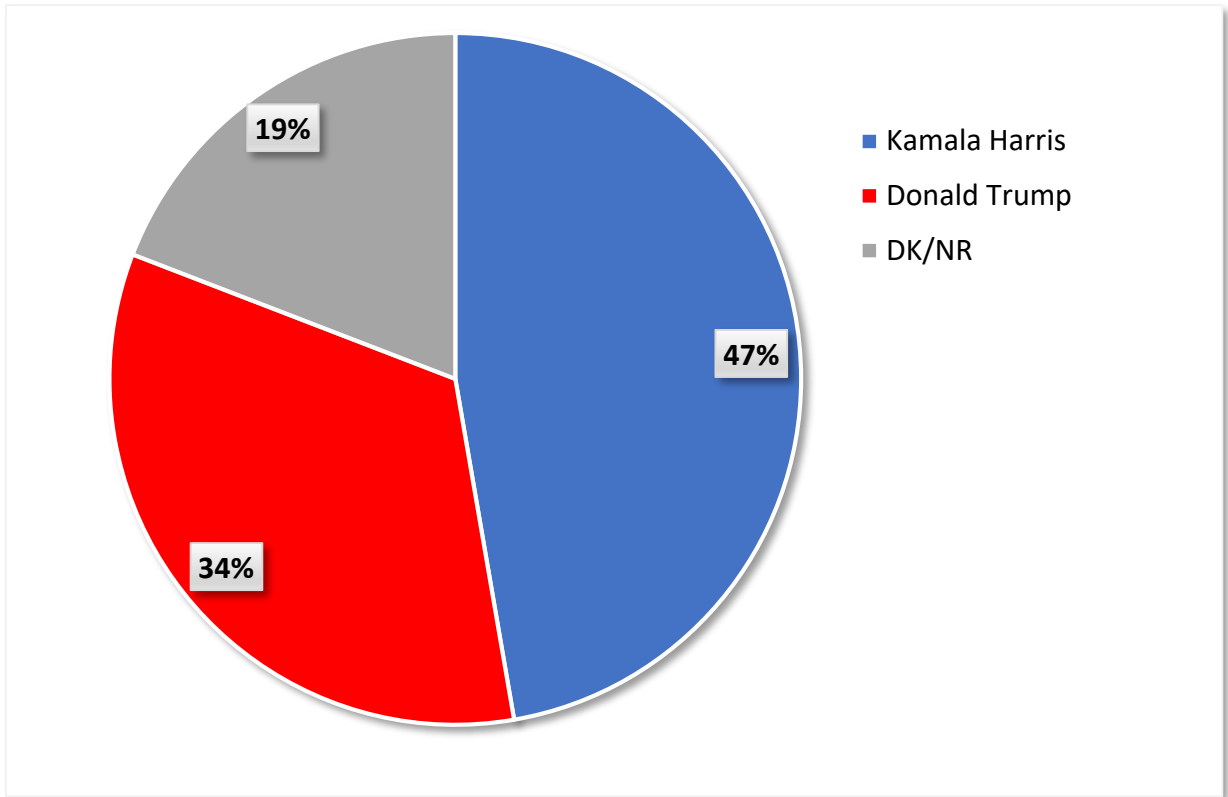


By income group



US ELECTION 2024

Regardless of your personal preference which candidate for a US President to be elected, which one do you believe will be elected on the 5th of November?



TOP 5 KAMALA HARRIS SUPPORTERS	TOP 5 DONALD TRUMP SUPPORTERS
LITHUANIA: 64%	SERBIA: 56%
LEBANON: 63%	HUNGARY: 54%
PORTUGAL: 62%	IRAQ: 53%
FINLAND: 61%	KAZAKHSTAN: 49%
DENMARK: 60%	SYRIA: 49%

Minor deviations due to rounding are possible

US ELECTION 2024

Regardless of your personal preference which candidate for a US President to be elected, which one do you believe will be elected on the 5th of November?

(Countries presented in alphabetical order)

Country	Kamala Harris	Donald Trump	DK / NR
Global Average	47%	34%	19%
AUSTRIA	59%	24%	17%
BELGIUM	57%	25%	18%
BULGARIA	36%	46%	18%
CROATIA	48%	43%	9%
CZECH REPUBLIC	45%	41%	14%
DENMARK	60%	15%	24%
ESTONIA	50%	21%	29%
FINLAND	61%	17%	22%
FRANCE	53%	18%	29%
GEORGIA	24%	45%	31%
GERMANY	56%	24%	20%
GREECE	46%	40%	14%
HUNGARY	30%	54%	16%
INDONESIA	49%	37%	14%
IRAN	41%	45%	13%
IRAQ	41%	53%	6%
IRELAND	54%	28%	18%
ITALY	46%	28%	27%
JAPAN	50%	23%	27%

Minor deviations due to rounding are possible

US ELECTION 2024

Regardless of your personal preference which candidate for a US President to be elected, which one do you believe will be elected on the 5th of November?

(Countries presented in alphabetical order)

Country	Kamala Harris	Donald Trump	DK / NR
KAZAKHSTAN	18%	49%	32%
SOUTH KOREA	55%	31%	13%
KOSOVO	46%	46%	8%
LATVIA	45%	23%	32%
LEBANON	63%	34%	3%
LITHUANIA	64%	19%	17%
MALAYSIA	60%	38%	3%
MEXICO	56%	36%	9%
MOLDOVA	31%	37%	31%
NETHERLANDS	52%	25%	23%
NORWAY	53%	22%	26%
PAKISTAN	25%	25%	50%
POLAND	52%	28%	20%
PORTUGAL	62%	28%	11%
ROMANIA	52%	36%	12%
RUSSIAN FEDERATION	28%	45%	27%
SERBIA	36%	56%	8%
SLOVAKIA REPUBLIC	40%	46%	14%
SLOVENIA	39%	47%	15%
SPAIN	58%	28%	14%

Minor deviations due to rounding are possible

US ELECTION 2024

Regardless of your personal preference which candidate for a US President to be elected, which one do you believe will be elected on the 5th of November?

(Countries presented in alphabetical order)

Country	Kamala Harris	Donald Trump	DK / NR
SWEDEN	53%	26%	21%
SWITZERLAND	55%	32%	13%
SYRIA	41%	49%	9%
UNITED KINGDOM	45%	38%	18%

US ELECTION 2024

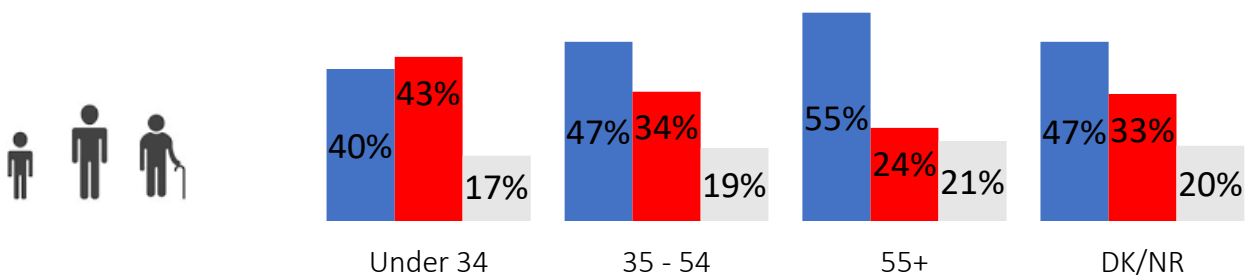
Regardless of your personal preference which candidate for a US President to be elected, which one do you believe will be elected on the 5th of November?



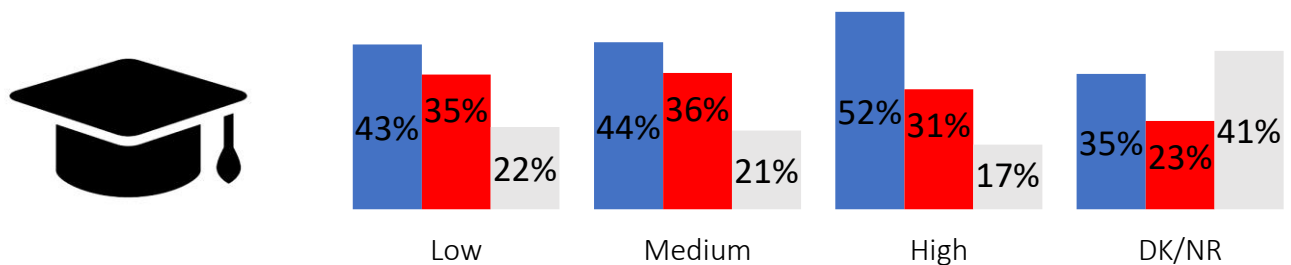
By gender



By age group



By education group

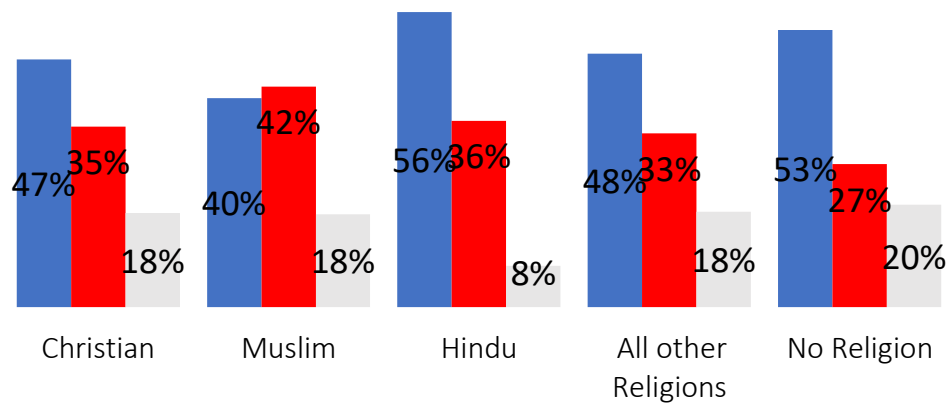


US ELECTION 2024

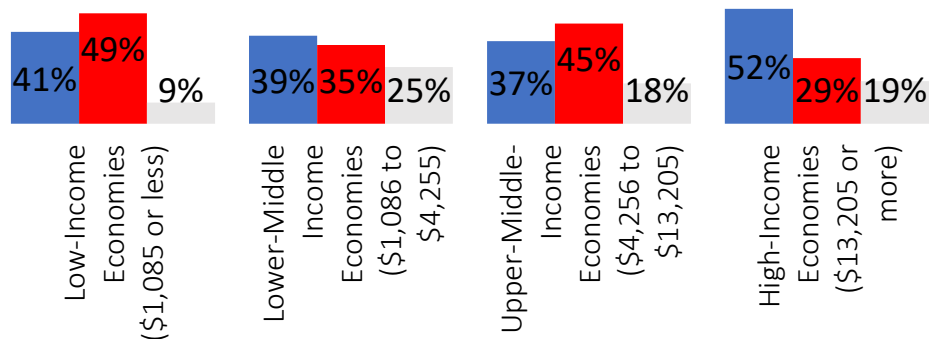
Regardless of your personal preference which candidate for a US President to be elected, which one do you believe will be elected on the 5th of November?



By religion group

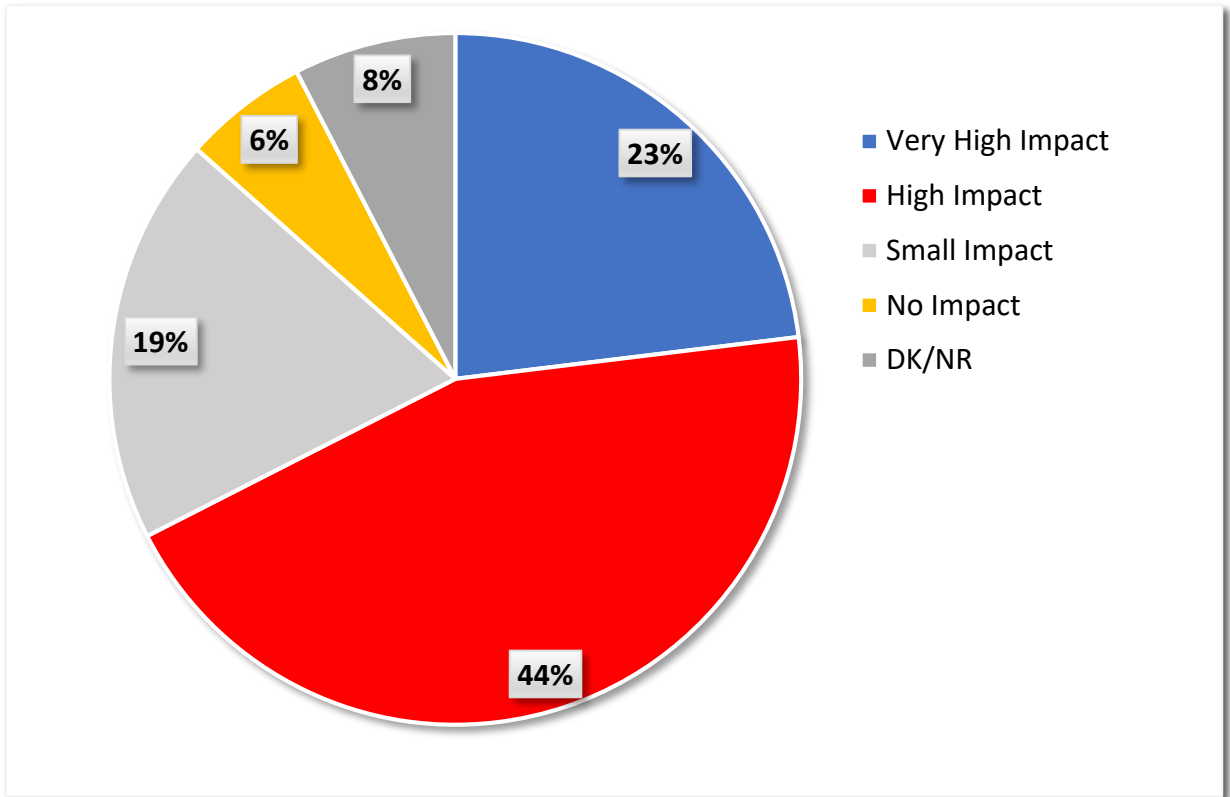


By income group



US ELECTION 2024

How much, in your view, is the impact of American election on your country, on issues such as economic progress, trade, peace etc. In other words, how much is the impact of American President on what happens in your country



TOP 5 HIGHEST NET IMPACT	TOP 5 LOWEST NET IMPACT
SOUTH KOREA: 83%	RUSSAIN FEDERATION: -14%
KOSOVO: 79%	IRAN -3%
MEXICO: 77%	FINLAND: 19%
ITALY: 68%	BULGARIA: 22%
PORTUGAL: 65%	CZECH REPUBLIC: 24%

Minor deviations due to rounding are possible

US ELECTION 2024

***How much, in your view, is the impact of American election on your country, on issues such as economic progress, trade, peace etc. In other words, how much is the impact of American President on what happens in your country
(Countries presented in alphabetical order)***

Country	Very High Impact	High Impact	Small Impact	No Impact	DK / NR
Global Average	23%	44%	19%	6%	8%
AUSTRIA	13%	49%	28%	4%	6%
BELGIUM	17%	51%	21%	3%	9%
BULGARIA	17%	40%	24%	12%	6%
CROATIA	12%	48%	27%	7%	5%
CZECH REPUBLIC	13%	44%	27%	5%	12%
DENMARK	16%	56%	19%	1%	8%
ESTONIA	21%	46%	19%	2%	11%
FINLAND	9%	45%	32%	3%	10%
FRANCE	13%	46%	23%	5%	13%
GEORGIA	32%	33%	17%	5%	12%
GERMANY	23%	56%	14%	1%	6%
GREECE	22%	55%	14%	3%	6%
HUNGARY	14%	47%	26%	6%	6%
INDONESIA	30%	45%	14%	5%	5%
IRAN	19%	27%	31%	18%	5%
IRAQ	37%	28%	13%	22%	0%
IRELAND	18%	49%	23%	5%	6%
ITALY	29%	52%	12%	1%	6%
JAPAN	26%	50%	10%	3%	10%

Minor deviations due to rounding are possible

US ELECTION 2024

How much, in your view, is the impact of American election on your country, on issues such as economic progress, trade, peace etc. In other words, how much is the impact of American President on what happens in your country?
(Countries presented in alphabetical order)

Country	Very High Impact	High Impact	Small Impact	No Impact	DK / NR
KAZAKHSTAN	18%	40%	13%	12%	17%
SOUTH KOREA	53%	35%	4%	1%	6%
KOSOVO	38%	48%	6%	2%	5%
LATVIA	25%	42%	17%	4%	12%
LEBANON	35%	34%	27%	4%	
LITHUANIA	20%	49%	18%	4%	9%
MALAYSIA	20%	55%	21%	4%	0%
MEXICO	67%	20%	7%	3%	2%
MOLDOVA	26%	38%	13%	11%	12%
NETHERLANDS	10%	57%	21%	2%	9%
NORWAY	14%	52%	20%	1%	13%
PAKISTAN	40%	24%	7%	16%	12%
POLAND	28%	47%	11%	2%	12%
PORTUGAL	37%	44%	13%	3%	4%
ROMANIA	29%	44%	13%	6%	7%
RUSSIAN FEDERATION	13%	28%	28%	28%	4%
SERBIA	18%	56%	22%	3%	2%
SLOVAKIA REPUBLIC	16%	46%	20%	6%	12%
SLOVENIA	16%	50%	26%	3%	5%
SPAIN	12%	49%	28%	3%	8%

Minor deviations due to rounding are possible

US ELECTION 2024

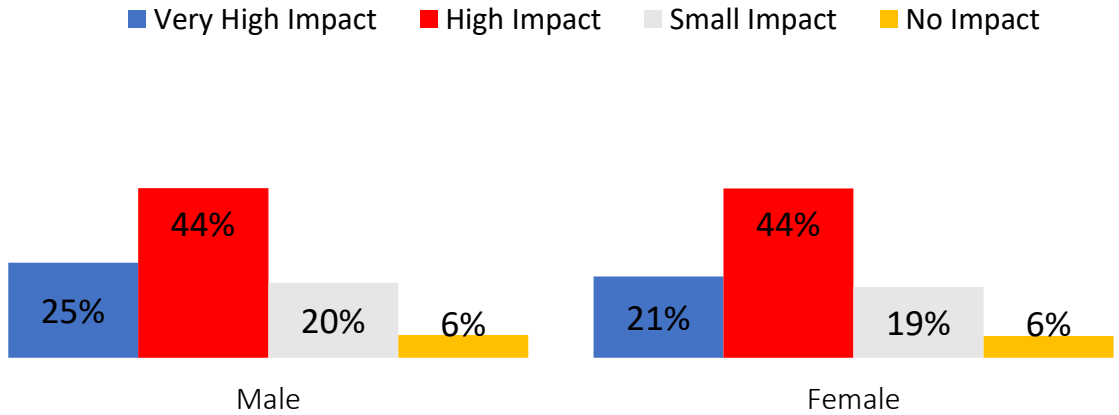
***How much, in your view, is the impact of American election on your country, on issues such as economic progress, trade, peace etc. In other words, how much is the impact of American President on what happens in your country
(Countries presented in alphabetical order)***

Country	Very High Impact	High Impact	Small Impact	No Impact	DK / NR
SWEDEN	24%	57%	16%	0%	3%
SWITZERLAND	14%	45%	29%	5%	7%
SYRIA	28%	40%	21%	11%	1%
UNITED KINGDOM	17%	47%	26%	5%	6%

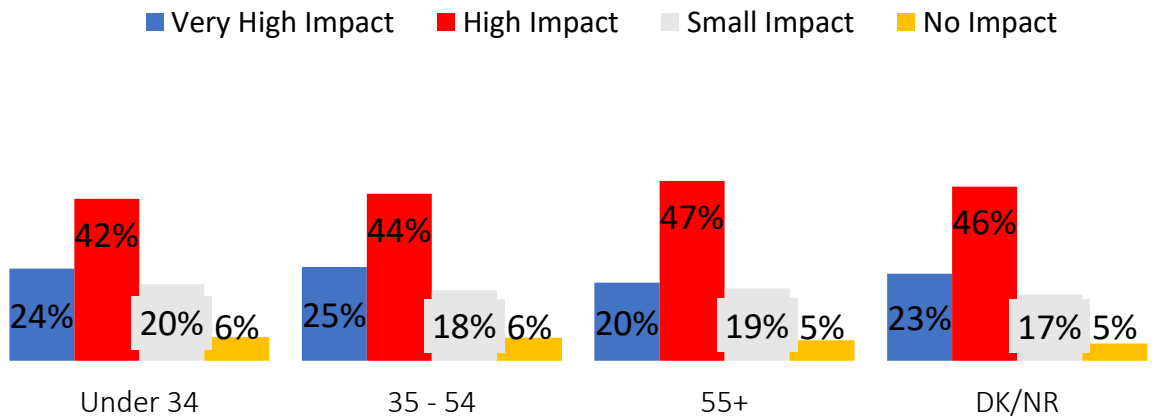
US ELECTION 2024

How much, in your view, is the impact of American election on your country, on issues such as economic progress, trade, peace etc. In other words, how much is the impact of American President on what happens in your country

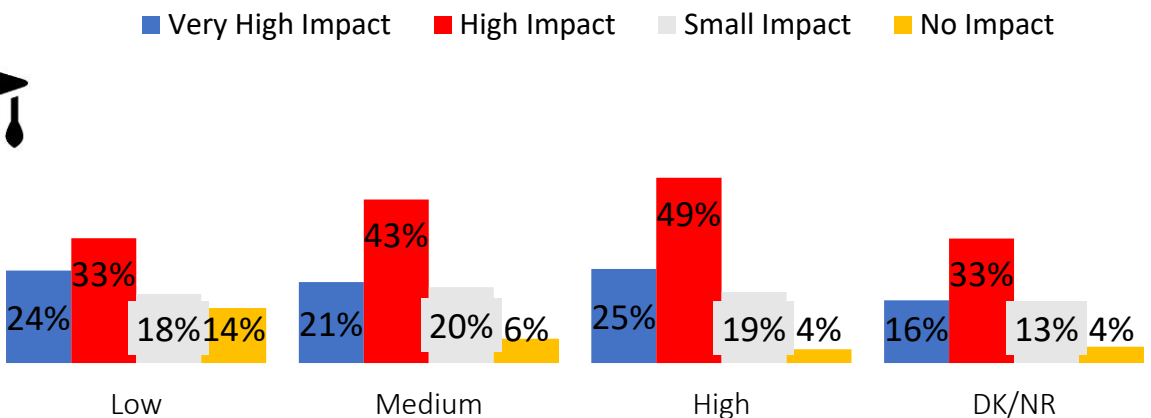
By gender



By age group



By education group



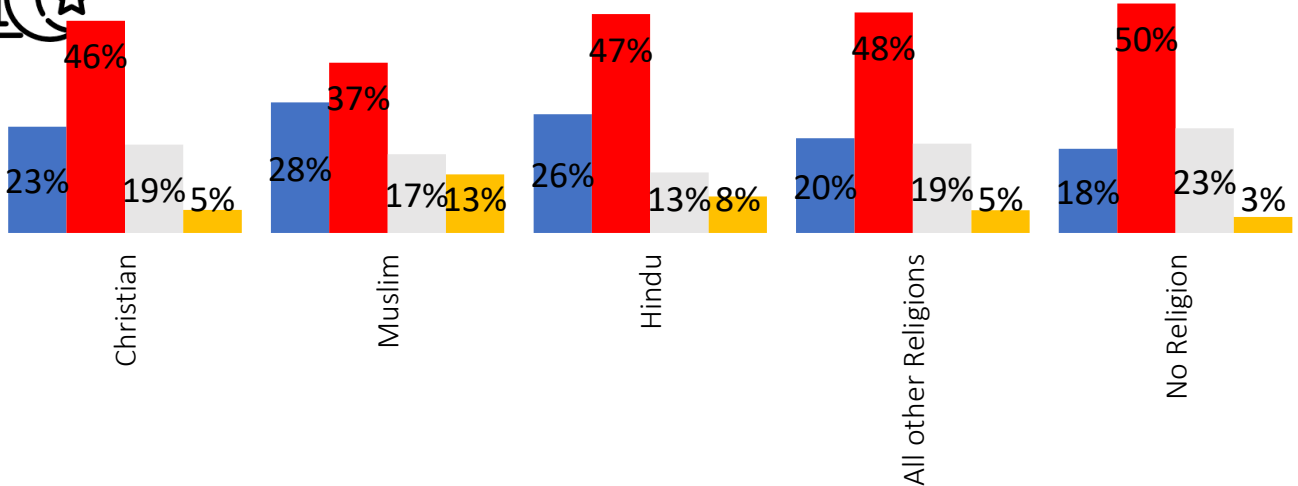
US ELECTION 2024

How much, in your view, is the impact of American election on your country, on issues such as economic progress, trade, peace etc. In other words, how much is the impact of American President on what happens in your country

By religion group



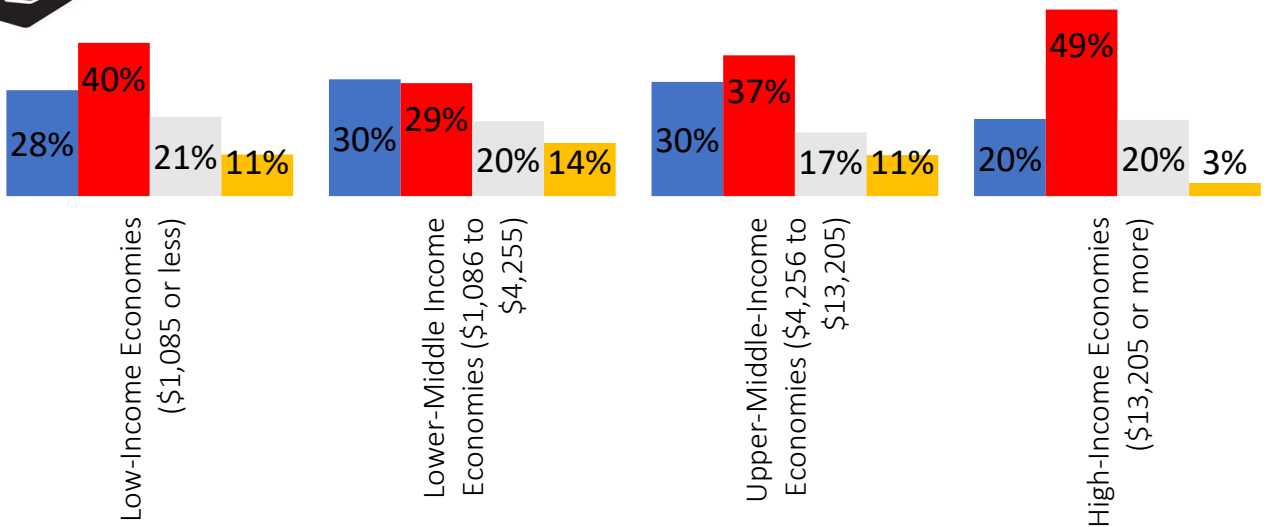
■ Very High Impact ■ High Impact ■ Small Impact ■ No Impact



By income group

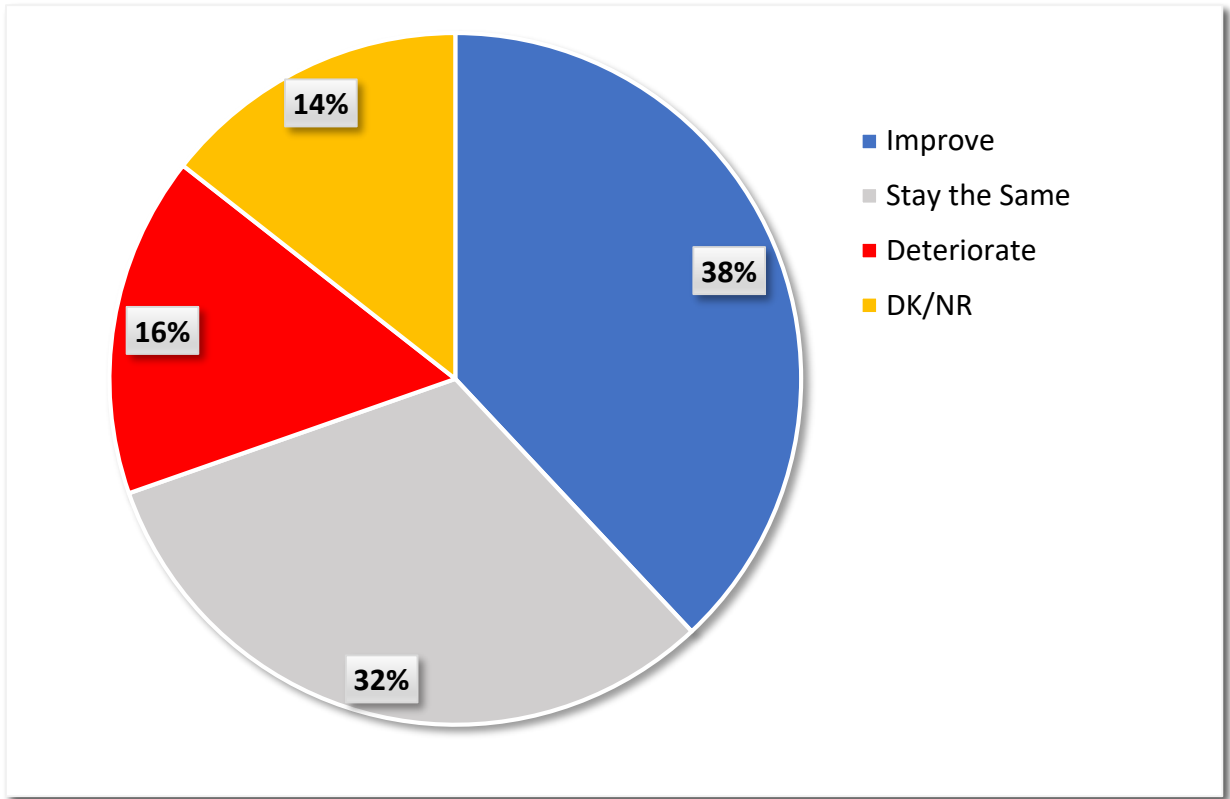


■ Very High Impact ■ High Impact ■ Small Impact ■ No Impact



US ELECTION 2024

Do you think America's standing in the world will improve or deteriorate with? - Kamala Harris as president



TOP 5 OPTIMISTS	TOP 5 PESSIMISTS
NORWAY: 53%	RUSSAIN FEDERATION: -29%
SWEDEN: 52%	SERBIA -15%
PORTUGAL: 51%	BULGARIA: -7%
GERMANY: 41%	PAKISTAN: -4%
MEXICO: 50%	KAZAKHSTAN: 0%

Minor deviations due to rounding are possible

US ELECTION 2024

Do you think America's standing in the world will improve or deteriorate with? - Kamala Harris as president

(Countries presented in alphabetical order)

Country	Improve	Stay the Same	Deteriorate	DK / NR
Global Average	38%	32%	16%	14%
AUSTRIA	56%	29%	10%	5%
BELGIUM	50%	27%	13%	10%
BULGARIA	25%	31%	32%	12%
CROATIA	36%	37%	21%	5%
CZECH REPUBLIC	30%	39%	19%	11%
DENMARK	52%	35%	5%	8%
ESTONIA	30%	30%	19%	21%
FINLAND	46%	37%	7%	10%
FRANCE	45%	26%	9%	20%
GEORGIA	23%	17%	19%	42%
GERMANY	59%	26%	8%	6%
GREECE	32%	37%	22%	8%
HUNGARY	28%	35%	23%	13%
INDONESIA	41%	35%	10%	14%
IRAN	29%	39%	18%	14%
IRAQ	30%	44%	24%	2%
IRELAND	55%	26%	12%	8%
ITALY	32%	38%	12%	18%
JAPAN	16%	46%	10%	28%

Minor deviations due to rounding are possible

US ELECTION 2024

Do you think America's standing in the world will improve or deteriorate with? - Kamala Harris as president

(Countries presented in alphabetical order)

Country	Improve	Stay the Same	Deteriorate	DK / NR
KAZAKHSTAN	18%	24%	18%	41%
SOUTH KOREA	37%	44%	5%	14%
KOSOVO	49%	32%	8%	11%
LATVIA	27%	27%	18%	28%
LEBANON	62%	14%	24%	1%
LITHUANIA	38%	36%	12%	14%
MALAYSIA	46%	36%	18%	1%
MEXICO	62%	14%	12%	11%
MOLDOVA	25%	22%	20%	34%
NETHERLANDS	46%	35%	9%	10%
NORWAY	59%	28%	6%	7%
PAKISTAN	20%	16%	24%	40%
POLAND	33%	36%	14%	17%
PORTUGAL	59%	27%	8%	6%
ROMANIA	43%	30%	17%	10%
RUSSIAN FEDERATION	9%	29%	37%	26%
SERBIA	15%	46%	30%	9%
SLOVAKIA REPUBLIC	30%	34%	23%	13%
SLOVENIA	32%	35%	27%	6%
SPAIN	40%	35%	13%	11%

Minor deviations due to rounding are possible

US ELECTION 2024

Do you think America's standing in the world will improve or deteriorate with? - Kamala Harris as president

(Countries presented in alphabetical order)

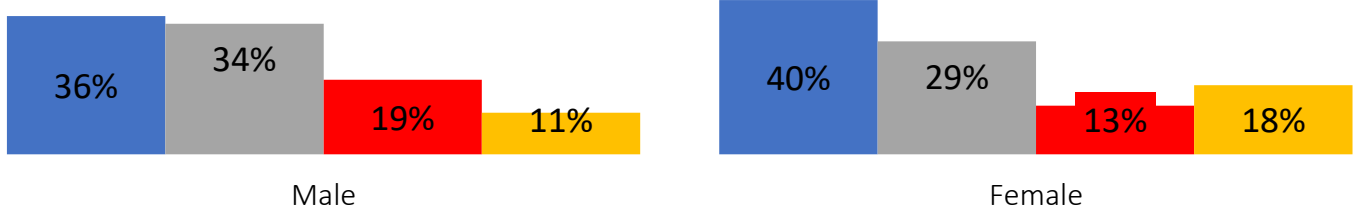
Country	Improve	Stay the Same	Deteriorate	DK / NR
SWEDEN	59%	29%	7%	5%
SWITZERLAND	46%	29%	17%	9%
SYRIA	26%	45%	23%	6%
UNITED KINGDOM	47%	31%	15%	8%

US ELECTION 2024

Do you think America's standing in the world will improve or deteriorate with? - Kamala Harris as president

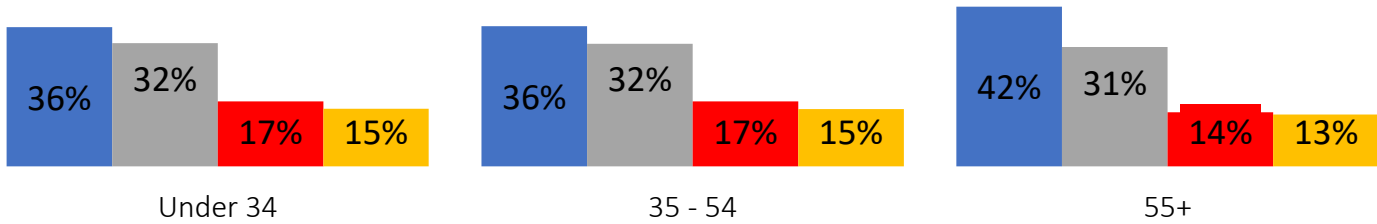
By gender

■ Improve ■ Stay the Same ■ Deteriorate ■ DK/NR



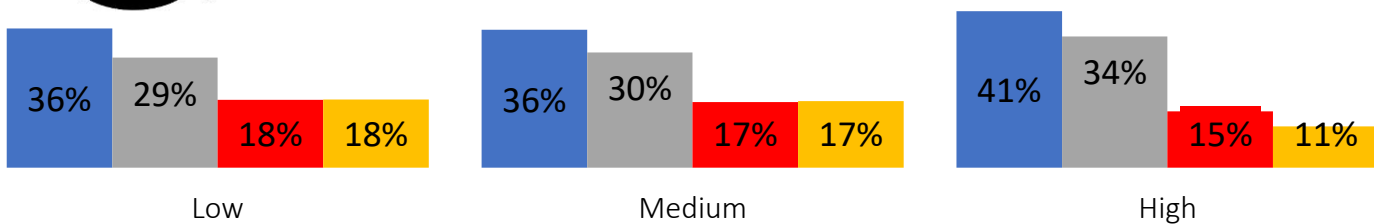
By age group

■ Improve ■ Stay the Same ■ Deteriorate ■ DK/NR



By education group

■ Improve ■ Stay the Same ■ Deteriorate ■ DK/NR



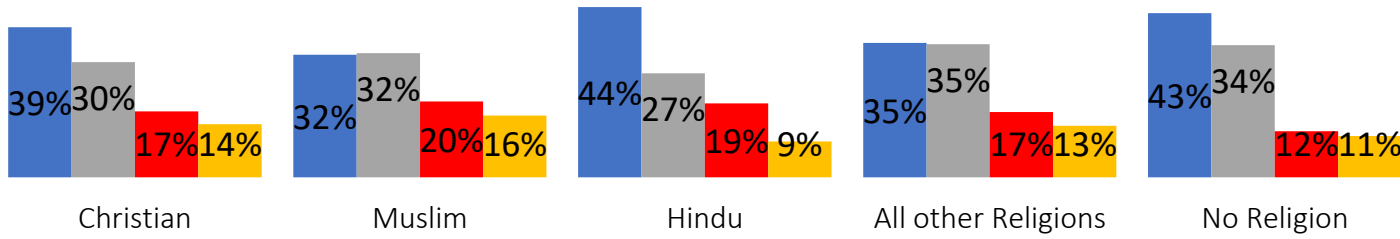
US ELECTION 2024

Do you think America's standing in the world will improve or deteriorate with? - Kamala Harris as president

By religion group



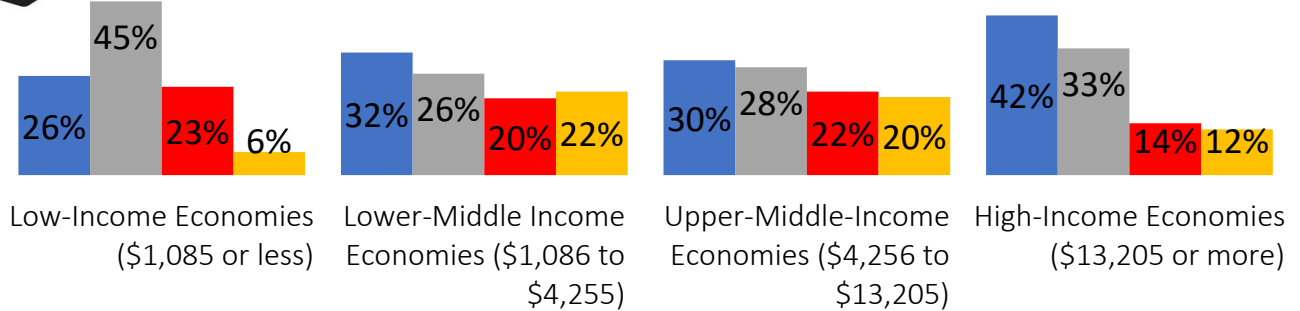
■ Improve ■ Stay the Same ■ Deteriorate ■ DK/NR



By income group

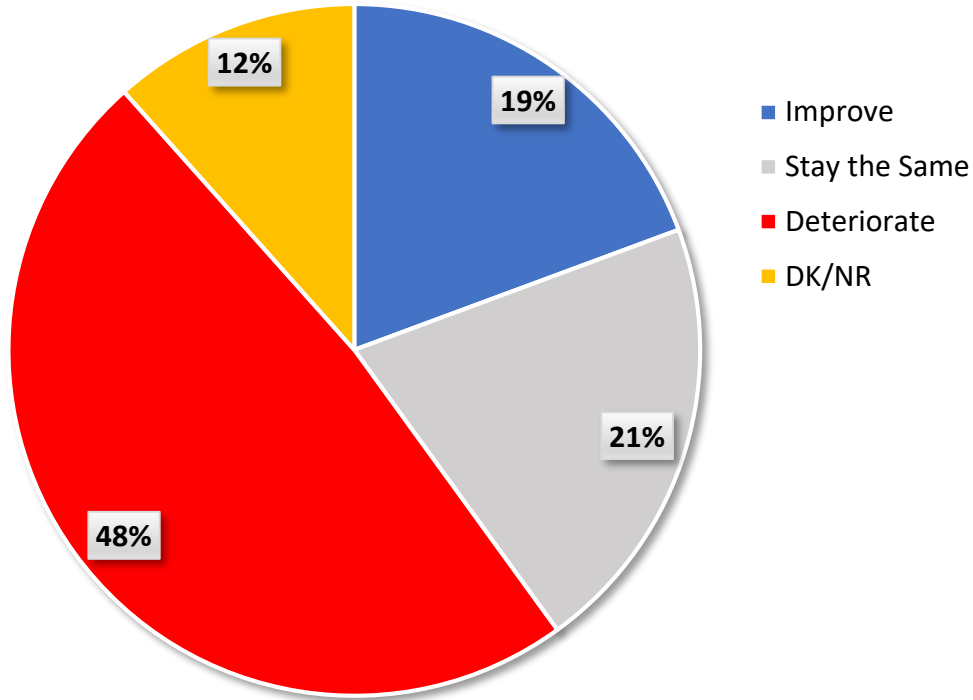


■ Improve ■ Stay the Same ■ Deteriorate ■ DK/NR



US ELECTION 2024

Do you think America's standing in the world will improve or deteriorate with? - Donald Trump as president



TOP 5 OPTIMISTS	TOP 5 PESSIMISTS
KAZAKHSTAN: 26%	DENMARK: -77%
GEORGIA: 20%	NORWAY: -76%
HUNGARY: 16%	SWEDEN: -76%
SERBIA: 15%	FINLAND: -68%
RUSSIAN FEDERATION: 15%	NETHERLANDS: -66%

Minor deviations due to rounding are possible

US ELECTION 2024

Do you think America's standing in the world will improve or deteriorate with? – Donald Trump as president

(Countries presented in alphabetical order)

Country	Improve	Stay the Same	Deteriorate	DK / NR
Global Average	19%	21%	48%	12%
AUSTRIA	9%	18%	69%	5%
BELGIUM	13%	17%	61%	8%
BULGARIA	34%	29%	25%	12%
CROATIA	22%	28%	46%	5%
CZECH REPUBLIC	24%	28%	41%	7%
DENMARK	3%	9%	80%	8%
ESTONIA	12%	17%	49%	23%
FINLAND	5%	11%	73%	11%
FRANCE	10%	17%	58%	15%
GEORGIA	34%	18%	15%	33%
GERMANY	10%	12%	72%	6%
GREECE	24%	24%	47%	5%
HUNGARY	40%	25%	25%	10%
INDONESIA	29%	33%	28%	11%
IRAN	17%	22%	53%	8%
IRAQ	30%	39%	30%	1%
IRELAND	13%	9%	72%	6%
ITALY	13%	22%	50%	14%
JAPAN	11%	18%	46%	25%

Minor deviations due to rounding are possible

US ELECTION 2024

Do you think America's standing in the world will improve or deteriorate with? – Donald Trump as president

(Countries presented in alphabetical order)

Country	Improve	Stay the Same	Deteriorate	DK / NR
KAZAKHSTAN	33%	28%	7%	32%
SOUTH KOREA	14%	25%	53%	9%
KOSOVO	26%	32%	34%	9%
LATVIA	13%	17%	44%	26%
LEBANON	36%	22%	41%	1%
LITHUANIA	11%	17%	60%	11%
MALAYSIA	26%	36%	37%	1%
MEXICO	23%	9%	61%	8%
MOLDOVA	31%	20%	26%	23%
NETHERLANDS	8%	11%	74%	6%
NORWAY	3%	12%	79%	5%
PAKISTAN	25%	12%	26%	37%
POLAND	18%	21%	47%	14%
PORTUGAL	15%	12%	69%	5%
ROMANIA	26%	23%	43%	8%
RUSSIAN FEDERATION	30%	37%	15%	17%
SERBIA	36%	37%	21%	6%
SLOVAKIA REPUBLIC	28%	29%	34%	9%
SLOVENIA	33%	24%	39%	5%
SPAIN	14%	22%	53%	10%

Minor deviations due to rounding are possible

US ELECTION 2024

Do you think America's standing in the world will improve or deteriorate with? – Donald Trump as president

(Countries presented in alphabetical order)

Country	Improve	Stay the Same	Deteriorate	DK / NR
SWEDEN	5%	10%	81%	4%
SWITZERLAND	16%	19%	59%	7%
SYRIA	18%	35%	43%	4%
UNITED KINGDOM	21%	16%	56%	6%

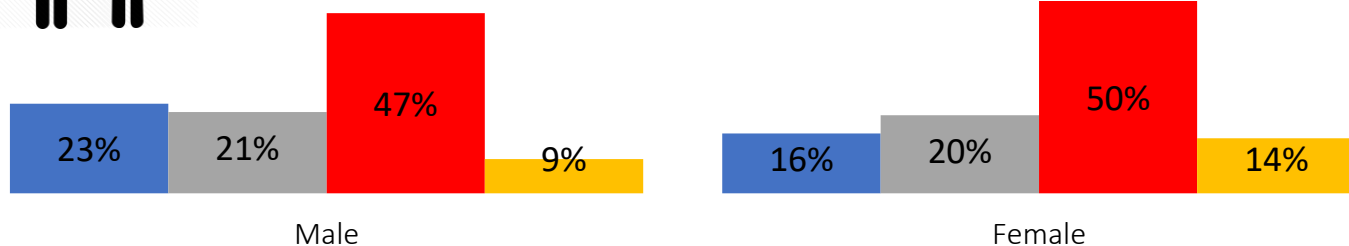
US ELECTION 2024

Do you think America's standing in the world will improve or deteriorate with? – Donald Trump as president

By gender



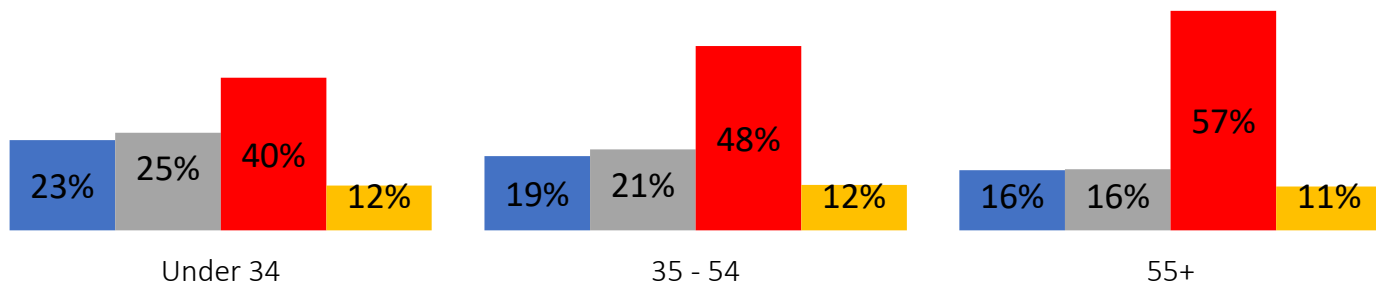
■ Improve ■ Stay the Same ■ Deteriorate ■ DK/NR



By age group



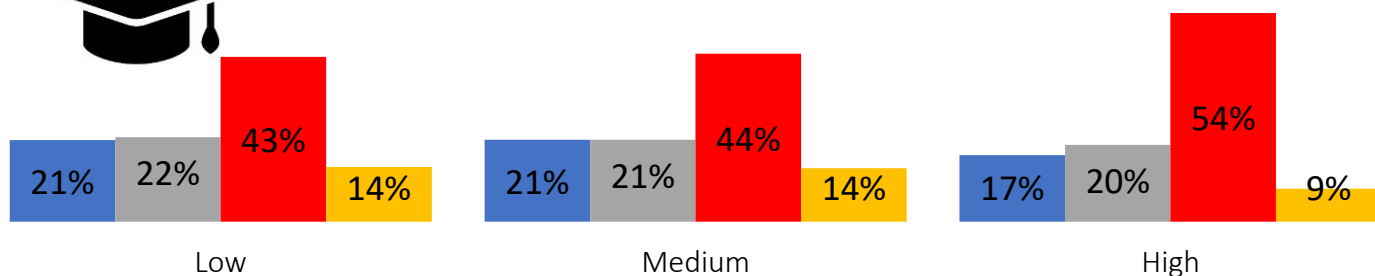
■ Improve ■ Stay the Same ■ Deteriorate ■ DK/NR



By education group



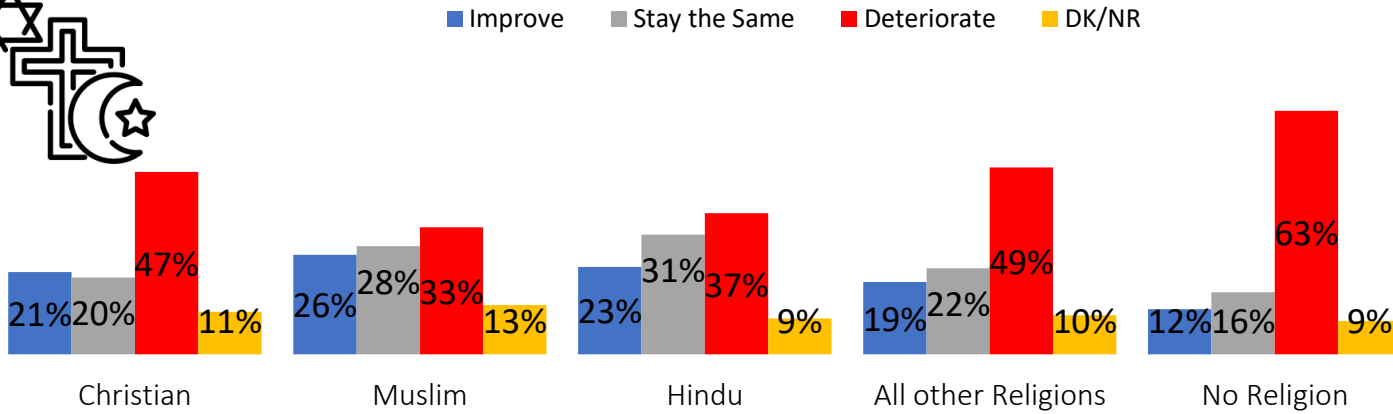
■ Improve ■ Stay the Same ■ Deteriorate ■ DK/NR



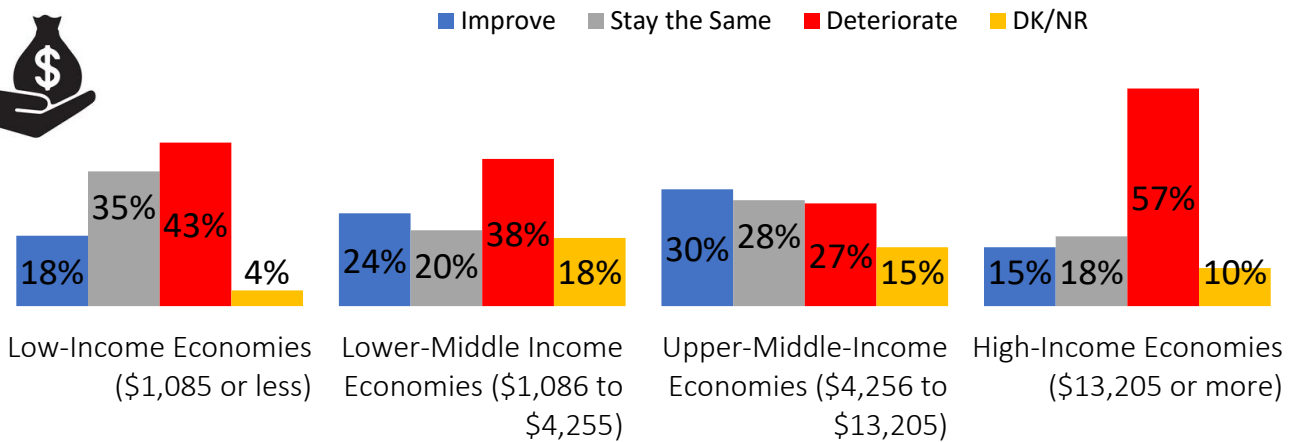
US ELECTION 2024

Do you think America's standing in the world will improve or deteriorate with? – Donald Trump as president

By religion group

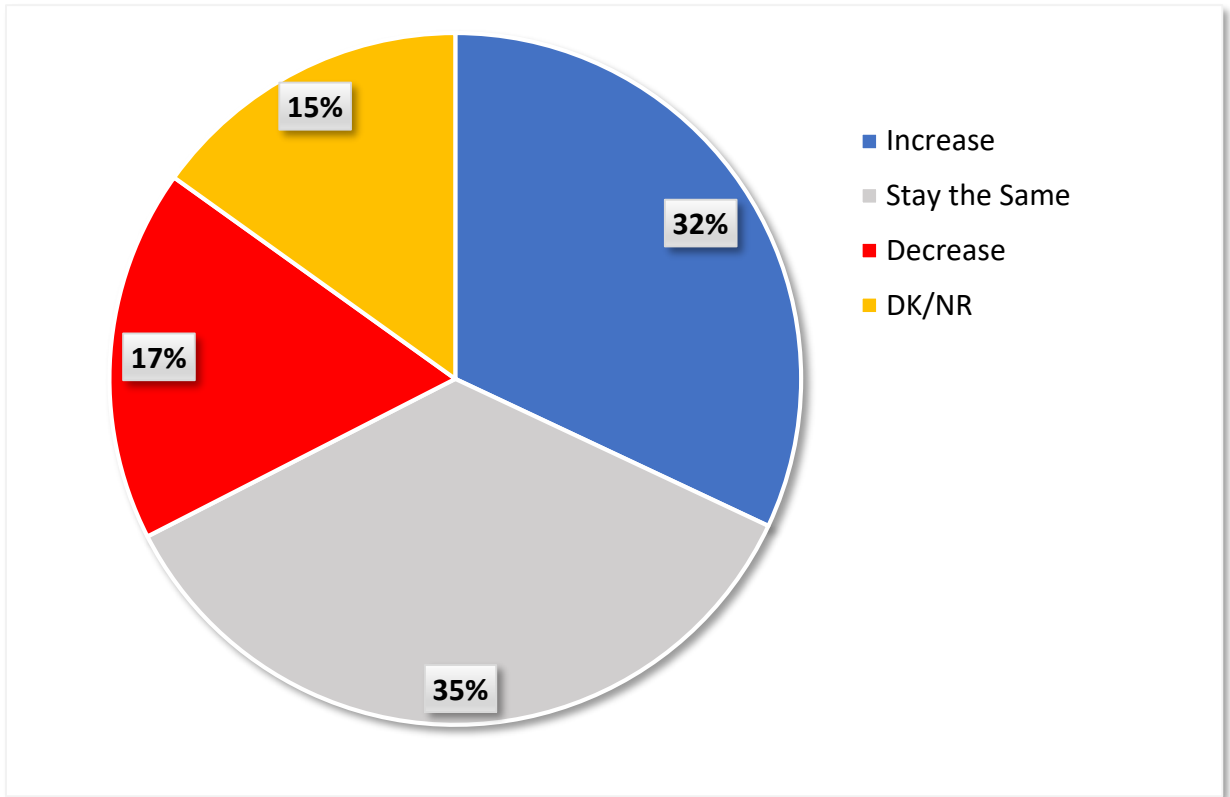


By income group



US ELECTION 2024

Do you think the stability in the world will increase or decrease with? - Kamala Harris as president



TOP 5 OPTIMISTS	TOP 5 PESSIMISTS
PORTUGAL: 41%	BULGARIA: -15%
LEBANON: 37%	SYRIA: -10%
DENMARK: 32%	SLOVENIA: -4%
MEXICO: 32%	KAZAKHSTAN: -3%
GERMANY: 31%	HUNGARY: -2%

Minor deviations due to rounding are possible

US ELECTION 2024

Do you think the stability in the world will increase or decrease with? - Kamala Harris as president

(Countries presented in alphabetical order)

Country	Improve	Stay the Same	Deteriorate	DK / NR
Global Average	32%	35%	17%	15%
AUSTRIA	41%	37%	13%	8%
BELGIUM	39%	36%	14%	11%
BULGARIA	20%	30%	35%	15%
CROATIA	29%	40%	25%	6%
CZECH REPUBLIC	25%	41%	24%	10%
DENMARK	36%	48%	4%	12%
ESTONIA	27%	29%	21%	23%
FINLAND	35%	45%	8%	13%
FRANCE	32%	37%	8%	23%
GEORGIA	21%	18%	20%	41%
GERMANY	42%	36%	11%	10%
GREECE	25%	39%	27%	9%
HUNGARY	25%	36%	27%	12%
INDONESIA	39%	35%	13%	13%
IRAN	25%	45%	18%	12%
IRAQ	28%	45%	25%	2%
IRELAND	38%	37%	14%	11%
ITALY	27%	40%	13%	20%
JAPAN	13%	46%	11%	29%

Minor deviations due to rounding are possible

US ELECTION 2024

Do you think the stability in the world will increase or decrease with? - Kamala Harris as president

(Countries presented in alphabetical order)

Country	Increase	Stay the Same	Decrease	DK / NR
KAZAKHSTAN	17%	24%	21%	38%
LATVIA	22%	31%	18%	29%
LEBANON	60%	16%	23%	1%
LITHUANIA	36%	37%	14%	14%
MALAYSIA	42%	39%	18%	0%
MEXICO	51%	18%	19%	12%
MOLDOVA	22%	20%	22%	35%
NETHERLANDS	34%	43%	11%	12%
NORWAY	37%	47%	7%	9%
PAKISTAN	28%	9%	23%	40%
POLAND	30%	38%	14%	18%
PORTUGAL	50%	35%	9%	5%
ROMANIA	39%	32%	19%	10%
SLOVAKIA REPUBLIC	29%	32%	28%	11%
SLOVENIA	28%	32%	32%	8%
SPAIN	34%	43%	13%	11%
SWEDEN	38%	44%	10%	7%
SWITZERLAND	37%	35%	18%	9%
SYRIA	23%	40%	32%	5%
UNITED KINGDOM	39%	38%	15%	9%

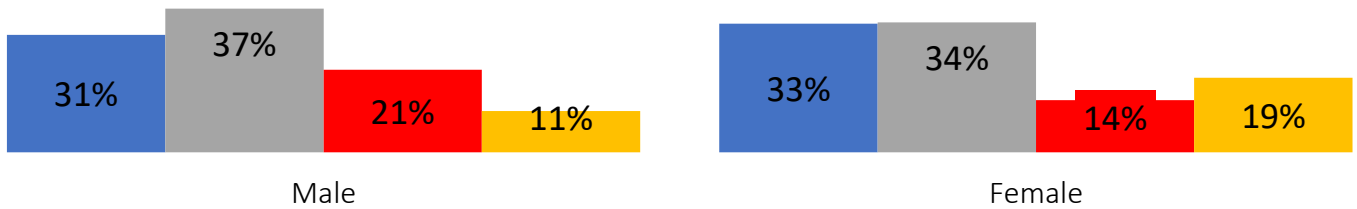
Minor deviations due to rounding are possible

US ELECTION 2024

Do you think the stability in the world will increase or decrease with? - Kamala Harris as president

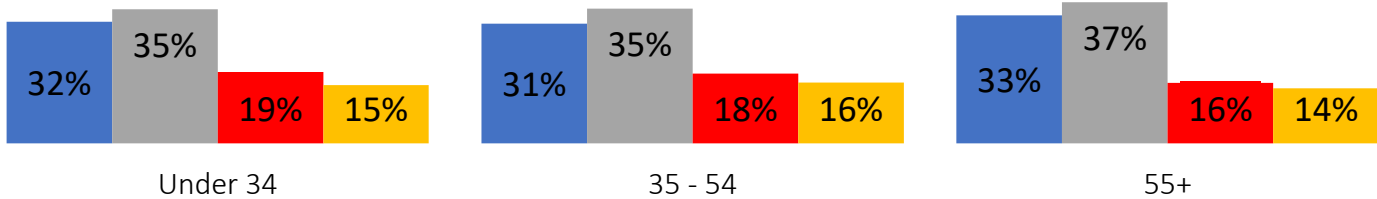
By gender

■ Improve ■ Stay the Same ■ Deteriorate ■ DK/NR



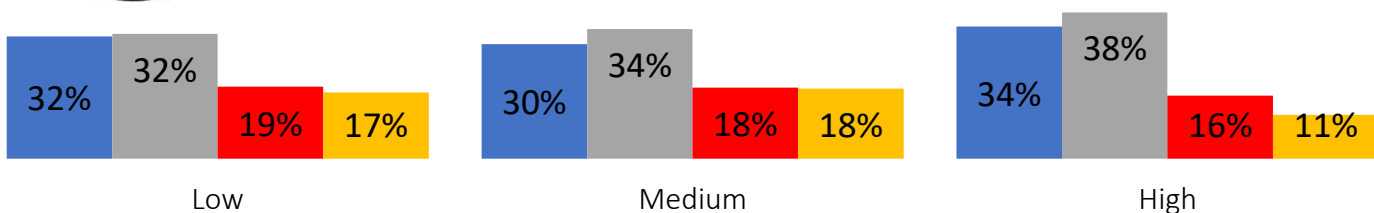
By age group

■ Improve ■ Stay the Same ■ Deteriorate ■ DK/NR



By education group

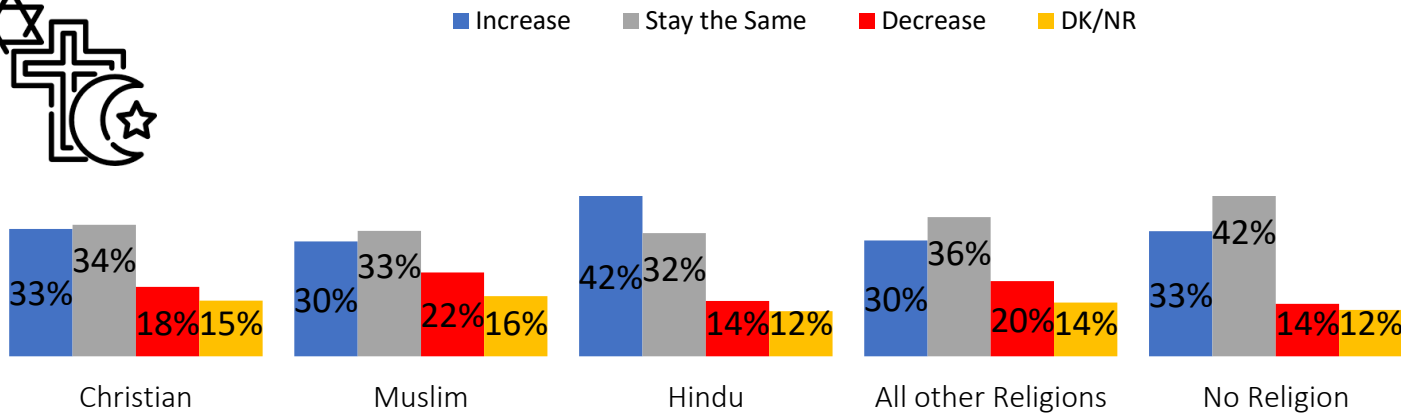
■ Increase ■ Stay the Same ■ Decrease ■ DK/NR



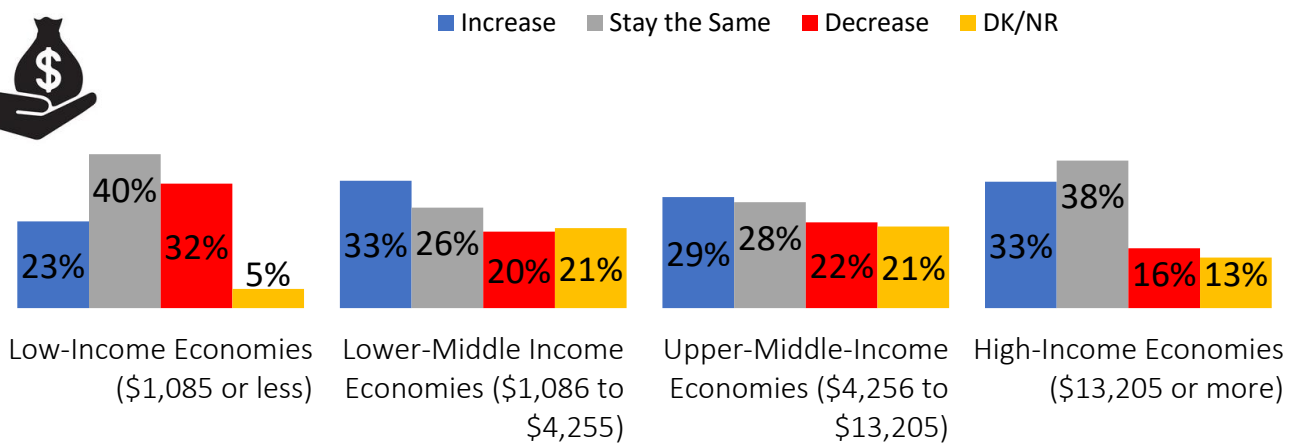
US ELECTION 2024

Do you think the stability in the world will increase or decrease with? - Kamala Harris as president

By religion group

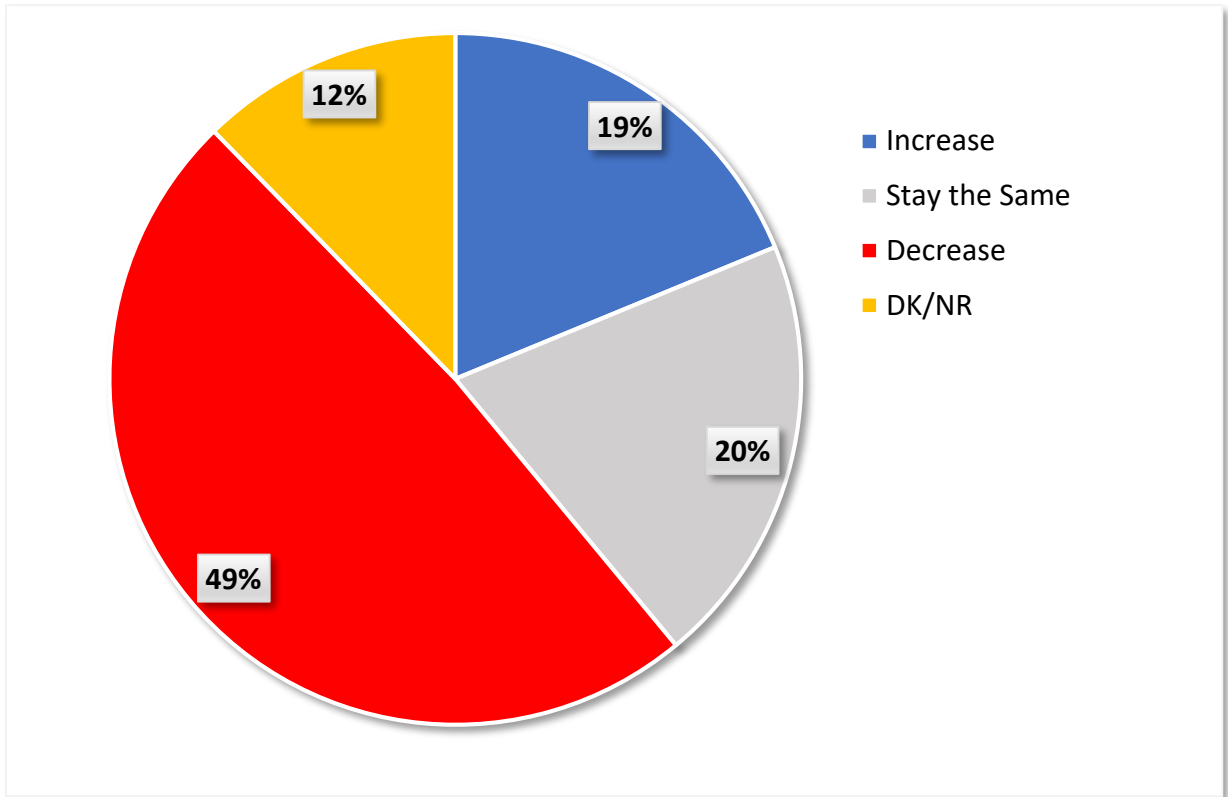


By income group



US ELECTION 2024

Do you think the stability in the world will increase or decrease with? - Donald Trump as president



TOP 5 OPTIMISTS	TOP 5 PESSIMISTS
KAZAKHSTAN: 27%	FINLAND: -70%
GEORGIA: 16%	DENMARK: -70%
BULGARIA: 11%	NORWAY: -65%
HUNGARY: 9%	NETHERLANDS: -64%
MOLDOVA: 3%	SWEDEN: -63%

Minor deviations due to rounding are possible

US ELECTION 2024

Do you think the stability in the world will increase or decrease with? - Donald Trump as president

(Countries presented in alphabetical order)

Country	Improve	Stay the Same	Deteriorate	DK / NR
Global Average	19%	20%	49%	12%
AUSTRIA	13%	17%	63%	7%
BELGIUM	14%	16%	62%	9%
BULGARIA	35%	33%	23%	9%
CROATIA	24%	26%	45%	5%
CZECH REPUBLIC	24%	31%	38%	8%
DENMARK	5%	11%	75%	10%
ESTONIA	10%	17%	51%	22%
FINLAND	4%	11%	75%	10%
FRANCE	9%	17%	57%	17%
GEORGIA	33%	17%	16%	34%
GERMANY	10%	14%	67%	9%
GREECE	24%	24%	46%	6%
HUNGARY	37%	27%	27%	9%
INDONESIA	28%	35%	27%	10%
IRAN	17%	25%	51%	7%
IRAQ	29%	39%	32%	1%
IRELAND	12%	11%	67%	9%
ITALY	14%	22%	48%	16%
JAPAN	10%	18%	47%	25%

Minor deviations due to rounding are possible

US ELECTION 2024

Do you think the stability in the world will increase or decrease with? - Donald Trump as president

(Countries presented in alphabetical order)

Country	Increase	Stay the Same	Decrease	DK / NR
KAZAKHSTAN	33%	32%	7%	28%
LATVIA	13%	17%	44%	26%
LEBANON	35%	9%	54%	2%
LITHUANIA	11%	15%	61%	13%
MALAYSIA	23%	39%	37%	1%
MEXICO	26%	12%	53%	9%
MOLDOVA	28%	21%	25%	25%
NETHERLANDS	8%	11%	72%	8%
NORWAY	8%	12%	73%	8%
PAKISTAN	26%	13%	23%	39%
POLAND	17%	19%	48%	16%
PORTUGAL	15%	16%	65%	4%
ROMANIA	23%	27%	42%	8%
SLOVAKIA REPUBLIC	27%	29%	35%	9%
SLOVENIA	33%	24%	38%	6%
SPAIN	14%	23%	53%	10%
SWEDEN	11%	11%	74%	4%
SWITZERLAND	18%	18%	56%	8%
SYRIA	15%	26%	56%	3%
UNITED KINGDOM	20%	18%	56%	6%

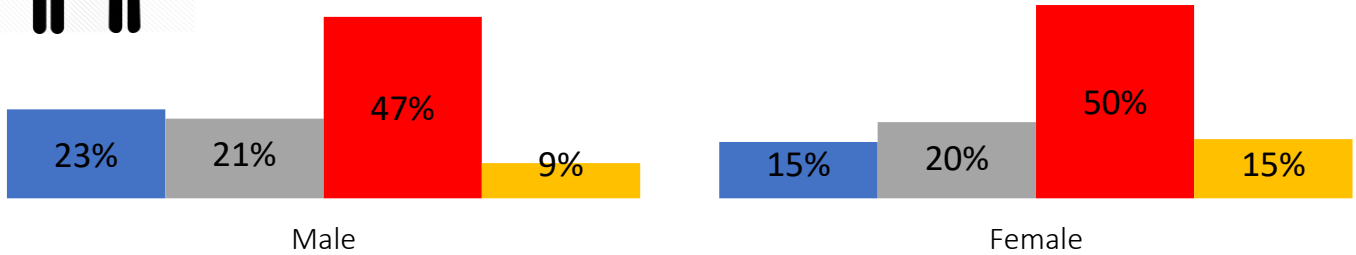
Minor deviations due to rounding are possible

US ELECTION 2024

Do you think the stability in the world will increase or decrease with? - Donald Trump as president

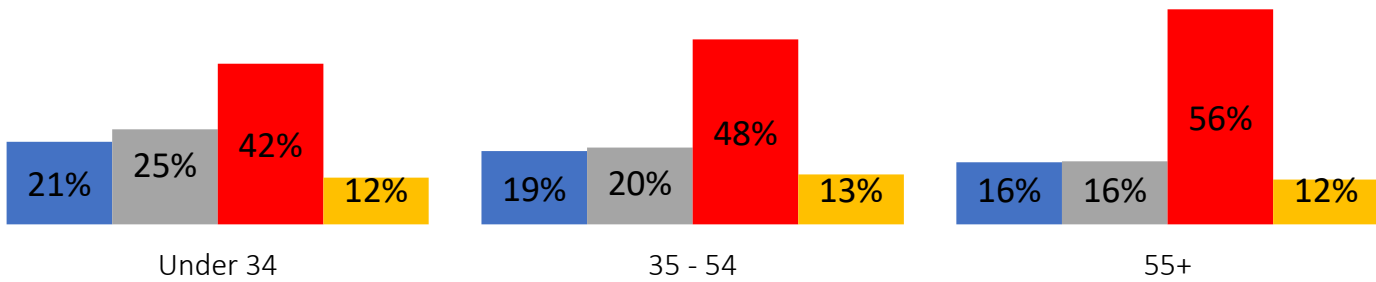
By gender

■ Improve ■ Stay the Same ■ Deteriorate ■ DK/NR



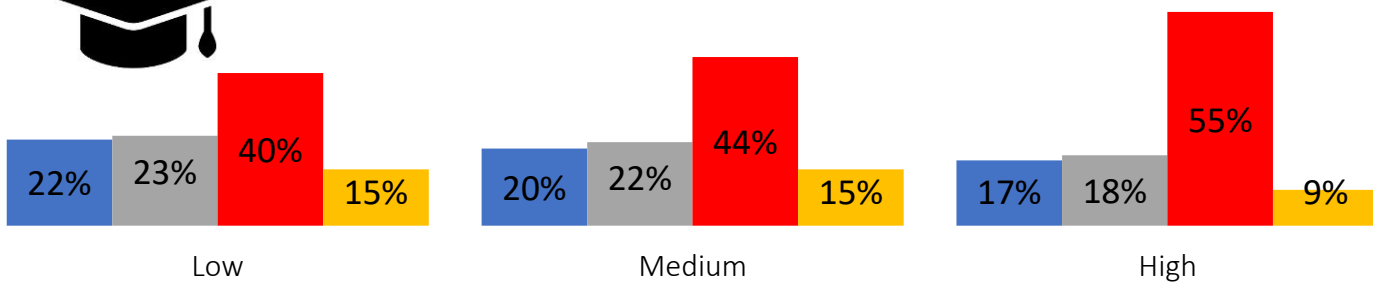
By age group

■ Improve ■ Stay the Same ■ Deteriorate ■ DK/NR



By education group

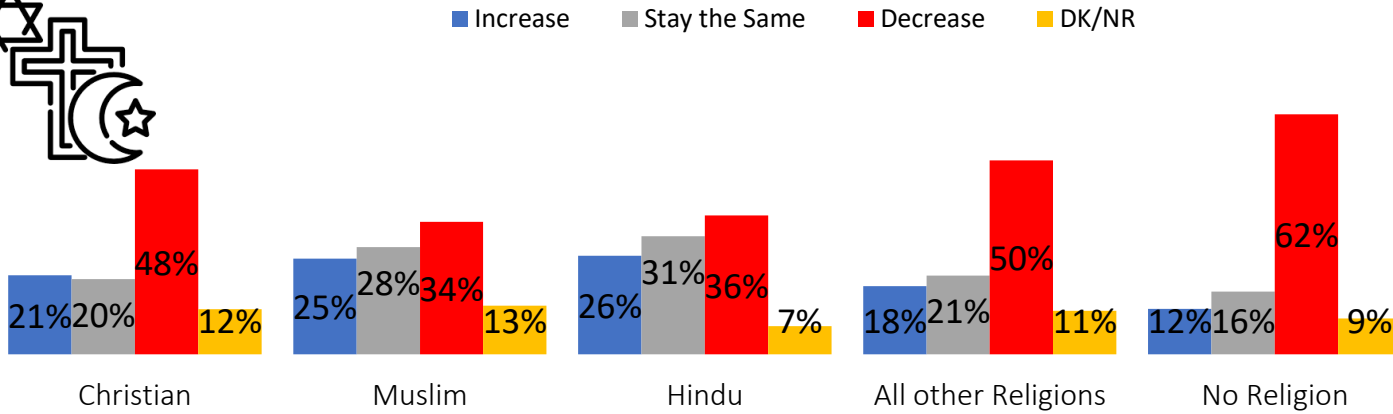
■ Increase ■ Stay the Same ■ Decrease ■ DK/NR



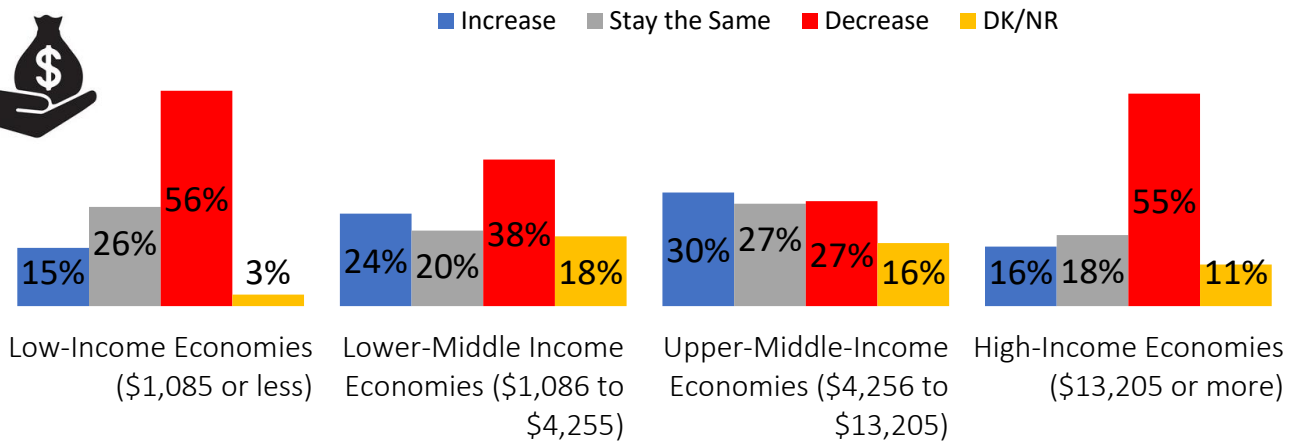
US ELECTION 2024

Do you think the stability in the world will increase or decrease with? - Donald Trump as president

By religion group

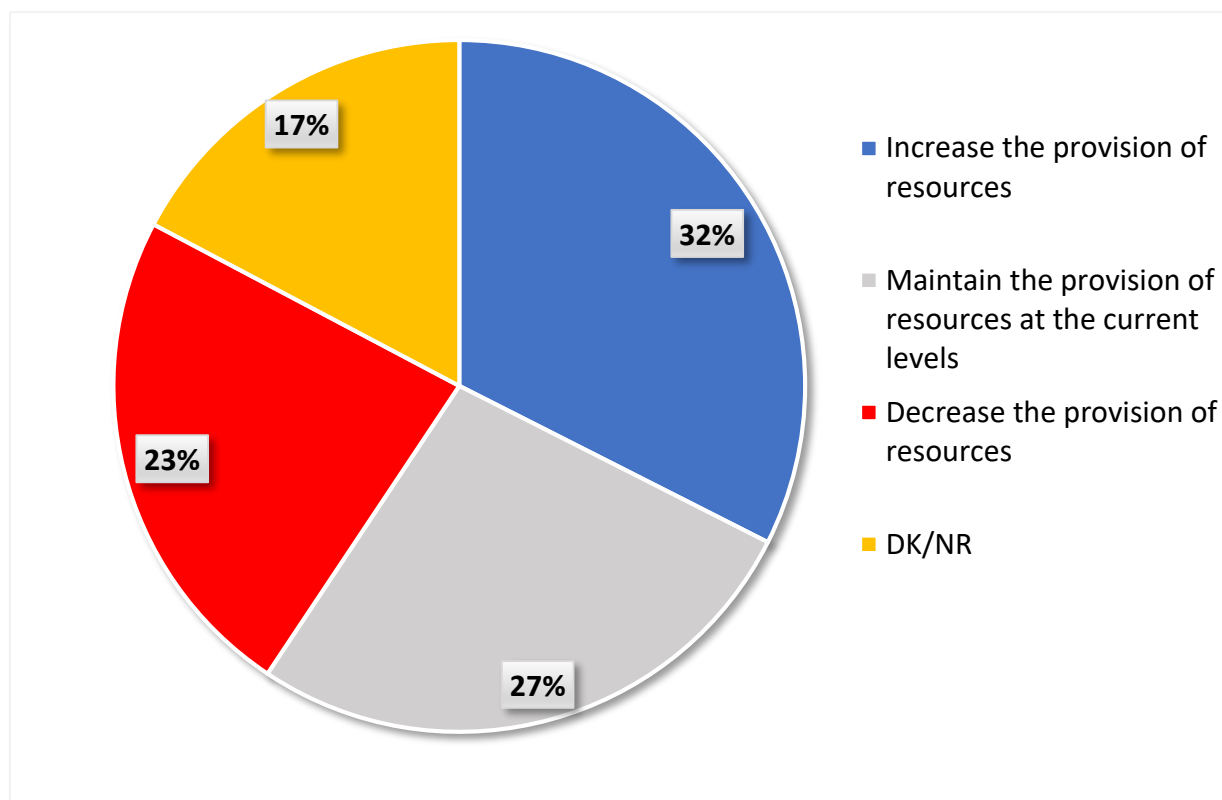


By income group



US ELECTION 2024

Would you advise the American President to pour more American resources into aiding Ukraine in Russo-Ukrainian conflict?



TOP 5 SUPPORTERS	LEAST 5 SUPPORTERS
SWEDEN: 54%	BULGARIA: -42%
FINLAND: 52%	HUNGARY: -28%
NORWAY: 40%	SLOVAKIA REPUBLIC: -23%
LITHUANIA: 39%	LEBANON: -21%
GEORGIA: 34%	SLOVENIA: -21%

Minor deviations due to rounding are possible

US ELECTION 2024

Would you advise the American President to pour more American resources into aiding Ukraine in Russo-Ukrainian conflict?

(Countries presented in alphabetical order)

Country	Increase the provision of resources	Maintain the provision of resources at the current levels	Decrease the provision of resources	DK / NR
Global Average	32%	27%	23%	17%
AUSTRIA	21%	26%	34%	20%
BELGIUM	32%	31%	19%	18%
BULGARIA	16%	17%	58%	9%
CROATIA	27%	30%	24%	20%
CZECH REPUBLIC	20%	29%	38%	13%
DENMARK	35%	36%	5%	23%
ESTONIA	48%	14%	17%	21%
FINLAND	56%	26%	3%	15%
FRANCE	24%	31%	17%	28%
GEORGIA	52%	12%	18%	18%
GERMANY	23%	28%	27%	22%
GREECE	19%	29%	37%	15%
HUNGARY	17%	25%	46%	12%
INDONESIA	41%	27%	18%	14%
IRAQ	32%	33%	33%	2%
IRELAND	37%	31%	15%	17%
ITALY	15%	31%	32%	22%
JAPAN	20%	36%	16%	28%
LATVIA	43%	11%	22%	24%

Minor deviations due to rounding are possible

US ELECTION 2024

Would you advise the American President to pour more American resources into aiding Ukraine in Russo-Ukrainian conflict?

(Countries presented in alphabetical order)

Country	Increase the provision of resources	Maintain the provision of resources at the current levels	Decrease the provision of resources	DK / NR
LEBANON	30%	18%	51%	2%
LITHUANIA	49%	30%	10%	12%
MALAYSIA	34%	33%	26%	6%
MEXICO	25%	31%	32%	12%
MOLDOVA	30%	13%	34%	24%
NETHERLANDS	39%	27%	12%	22%
NORWAY	48%	20%	8%	24%
PAKISTAN	16%	21%	26%	37%
POLAND	35%	29%	13%	22%
PORTUGAL	43%	36%	11%	10%
ROMANIA	27%	31%	25%	17%
SLOVAKIA REPUBLIC	20%	26%	43%	12%
SLOVENIA	17%	30%	38%	14%
SPAIN	37%	32%	13%	17%
SWEDEN	60%	22%	6%	12%
SWITZERLAND	28%	27%	30%	16%
SYRIA	28%	28%	37%	7%
UNITED KINGDOM	34%	38%	14%	15%

Minor deviations due to rounding are possible

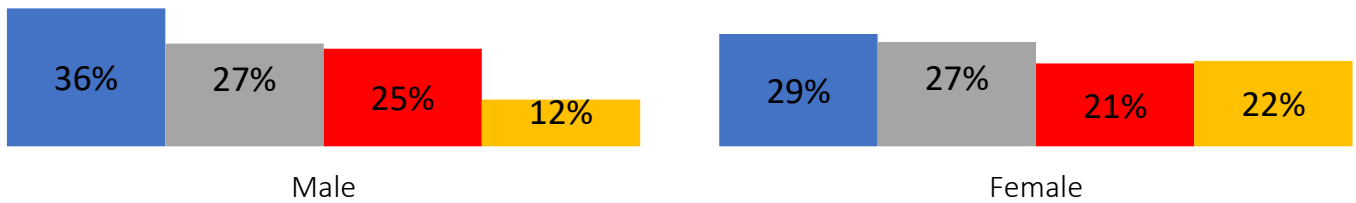
US ELECTION 2024

Would you advise the American President to pour more American resources into aiding Ukraine in Russo-Ukrainian conflict?

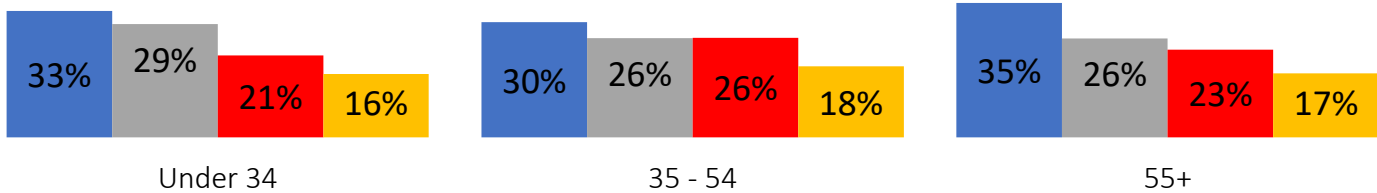
By gender



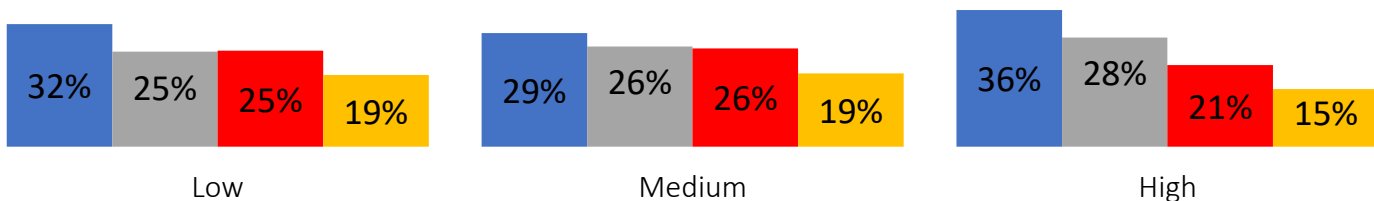
- Increase the provision of resources
- Maintain the provision of resources at the current levels
- Decrease the provision of resources
- DK/NR



By age group



By education group



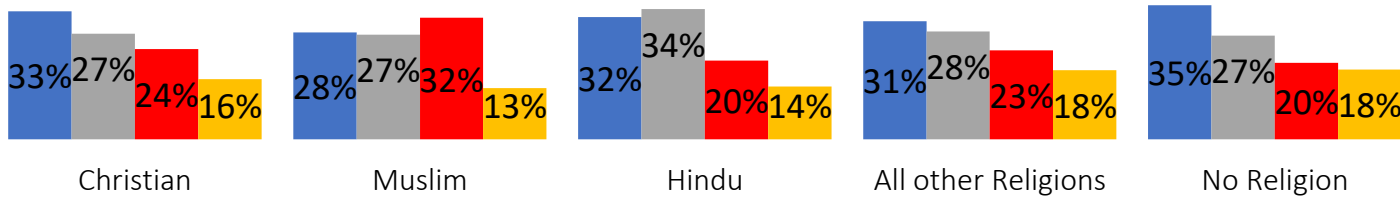
US ELECTION 2024

Would you advise the American President to pour more American resources into aiding Ukraine in Russo-Ukrainian conflict?

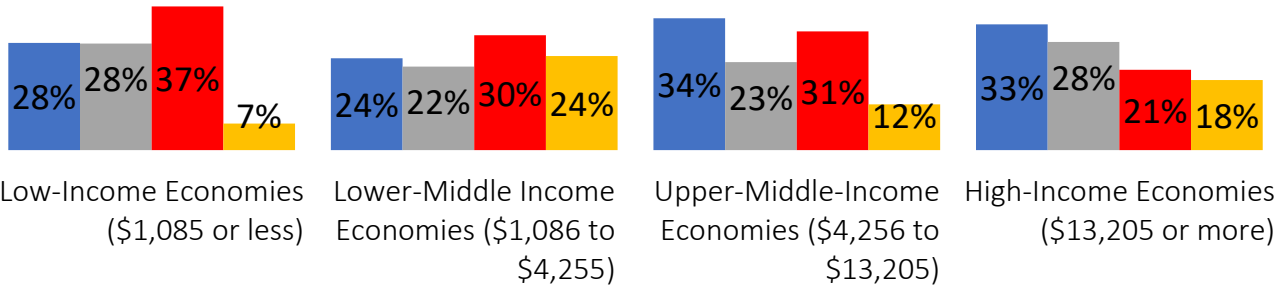
By religion group



- Increase the provision of resources
- Maintain the provision of resources at the current levels
- Decrease the provision of resources
- DK/NR



By income group



Disclaimer: Gallup International Association or its members are not related to Gallup Inc., headquartered in Washington D.C. which is no longer a member of Gallup International Association. Gallup International Association does not accept responsibility for opinion polling other than its own. We require that our surveys be credited fully as Gallup International (not Gallup).