

민주주의와 선거 관련 인식

Gallup International End of Year Survey 다국가 조사

민주주의 통치 체제 | 국민의 뜻에 따른 통치 | 선거의 자유와 공정성

세계 조사 개요

2023년 10~12월 43개국 성인 총 44,603명 전화/온라인/면접조사(주제별 참여국 상이)

한국 조사 개요

- 조사기간: 2023년 11월 2일~12월 4일
- 표본추출: 층화 집락 확률 비례 추출
- 응답방식: 면접조사원 인터뷰
- 조사대상: 전국(제주 제외) 만 19세 이상 1,550명
- 표본오차: $\pm 2.5\%$ 포인트(95% 신뢰수준)
- 응답률: 29.8%(총 접촉 5,196명 중 1,550명 응답 완료)
- 의뢰처: 한국갤럽-Gallup International 자체 조사

갤럽리포트 G20240404



응답자 특성표

주요 분석 단위별 표본오차(95% 신뢰수준 기준)와 성/연령/직업/지역과 연령 분포 구성입니다. 2023년 7월 행정안전부 주민등록인구 기준 7개 권역/성/연령별 셀 가중 결과

한국 응답자 특성표 2023년 11/2~12/4 면접조사(CAPI)	조사완료		가중값 적용		가중값 배율 (B/A)	표본오차 95% 신뢰수준
	사례수 (명)(A)	비율	사례수 (명)(B)	비율		
전체		1,550	100%	1,550	100%	1.00
성별	남성	774	50%	768	50%	0.99
	여성	776	50%	782	50%	1.01
연령별	19~29세	309	20%	240	16%	0.78
	30대	311	20%	234	15%	0.75
	40대	312	20%	283	18%	0.91
	50대	307	20%	305	20%	0.99
	60대 이상	311	20%	488	31%	1.57
지역별	서울	309	20%	295	19%	0.96
	인천/경기	436	28%	500	32%	1.15
	강원	51	3%	47	3%	0.93
	대전/세종/충청	210	14%	168	11%	0.80
	광주/전라	174	11%	153	10%	0.88
	대구/경북	150	10%	152	10%	1.01
	부산/울산/경남	220	14%	235	15%	1.07


- 표본오차는 조사완료 사례수 기준. 한국갤럽 www.gallup.co.kr

- 가중값 적용 사례수는 2023년 7월 행안부 주민등록인구 기준 지역/성/연령 셀 가중 결과

응답자 특성표 2023년 11/2~12/4 면접조사(CAPI)		조사완료 사례수 (명)	주민등록인구 기준 가중값 적용 결과					
			가중적용 사례수	연령 분포				
				19~29세	30대	40대	50대	60대+
전체		1,550	1,550	16%	15%	18%	20%	31%
성별	남성	774	768	16%	16%	19%	20%	29%
	여성	776	782	15%	14%	18%	19%	34%
지역별	서울	309	295	18%	17%	17%	18%	29%
	인천/경기	436	500	16%	16%	20%	20%	28%
	강원	51	47	-	-	-	-	-
	대전/세종/충청	210	168	15%	15%	18%	19%	32%
	광주/전라	174	153	15%	12%	17%	20%	36%
	대구/경북	150	152	14%	13%	17%	20%	36%
	부산/울산/경남	220	235	14%	14%	18%	20%	34%
직업별	농/임/어업	24	36	-	-	-	-	-
	자영업	211	243	2%	6%	18%	24%	50%
	기능노무/서비스	361	344	12%	14%	22%	25%	27%
	사무/관리	495	447	22%	32%	24%	16%	6%
	전업주부	270	307	1%	6%	15%	25%	53%
	학생	108	83	100%	0%			
	무직/은퇴/기타	81	91	12%	8%	5%	4%	70%
소득	300만 원 미만	287	335	10%	8%	4%	11%	67%
수준별	300만 원대	286	266	13%	19%	23%	16%	29%
	400만 원대	234	218	9%	16%	33%	20%	21%
	500만 원대	286	265	16%	14%	25%	26%	17%
	600만 원 이상	457	466	23%	18%	15%	24%	20%

- 50사례 미만은 수치 제시하지 않음. 한국갤럽 www.gallup.co.kr

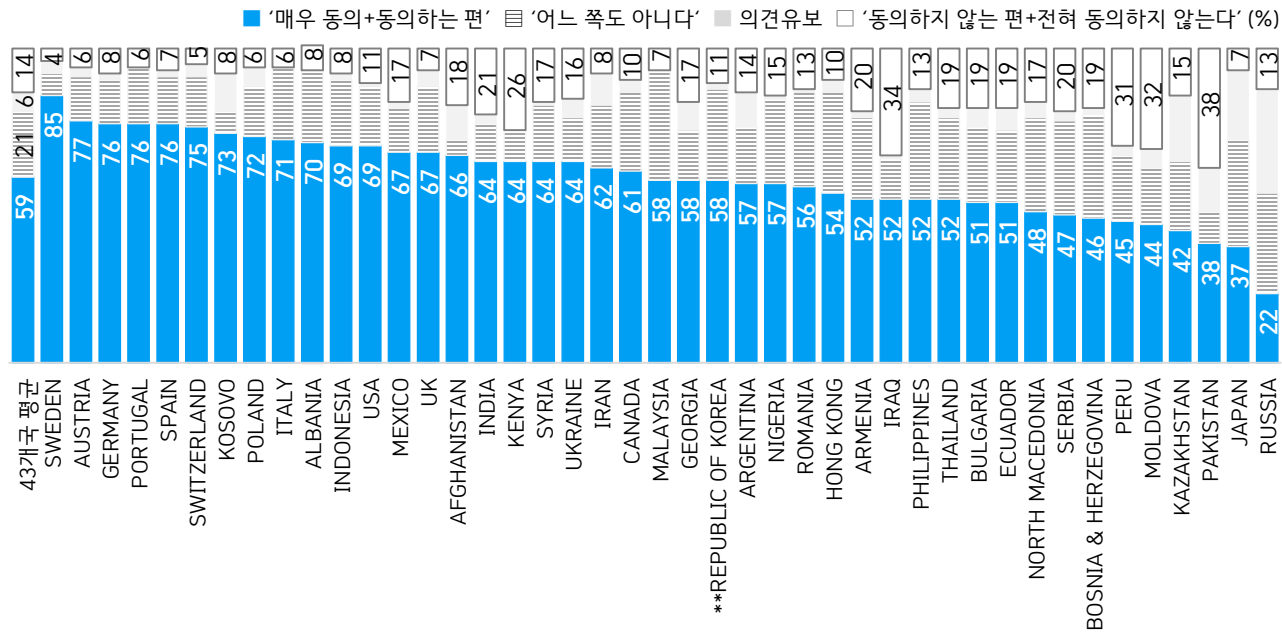
● 민주주의와 선거 관련 인식 요약



- 각 문항 5점 척도. 2023년 10~12월 43개국 성인 44,603명 Gallup Internatioanl EOY

- 한국은 2023년 11월 2일~12월 4일 전국(제주 제외) 만 19세 이상 1,550명 면접조사(CAPI). 한국갤럽 www.gallup.co.kr

● '민주주의에도 결점이 있지만, 가장 나은 통치 체제': 국가별



- 동의율 내림차순. 5점 척도. 2023년 10~12월 43개국 성인 44,603명 Gallup International E0Y

- 한국은 2023년 11월 2일~12월 4일 전국(제주 제외) 만 19세 이상 1,550명 면접조사(CAPI). 한국갤럽 www.gallup.co.kr

● 민주주의 통치 체제 인식: 국가별

2023년 10~12월 43개국 조사	'민주주의는 결점 있지만, 가장 나은 통치 체제'						동의 (계①)	비동의 (계②)	Net Score (①-②)
	매우 동의 한다	동의 하는 편	어느 쪽도 아니다	동의 하지 않는편	전혀 동의 않음	모름 응답 거절			
전체 평균	23%	36%	21%	9%	5%	6%	59%	14%	45
AFGHANISTAN	31%	35%	5%	6%	12%	10%	66%	18%	48
ALBANIA	14%	56%	23%	6%	2%	*	70%	8%	62
ARGENTINA	23%	34%	18%	6%	8%	11%	57%	14%	43
ARMENIA	29%	23%	26%	7%	13%	3%	52%	20%	32
AUSTRIA	43%	34%	14%	3%	3%	3%	77%	6%	71
BOSNIA & HERZEGOVINA	13%	33%	33%	17%	2%	2%	46%	19%	27
BULGARIA	17%	34%	24%	12%	7%	7%	51%	19%	32
CANADA	27%	34%	25%	5%	5%	3%	61%	10%	51
ECUADOR	15%	36%	23%	16%	3%	7%	51%	19%	32
GEORGIA	29%	29%	16%	14%	3%	9%	58%	17%	41
GERMANY	42%	34%	14%	5%	3%	3%	76%	8%	68
HONG KONG	13%	41%	32%	8%	2%	5%	54%	10%	44
INDIA	28%	36%	12%	13%	8%	3%	64%	21%	43
INDONESIA	21%	48%	21%	6%	2%	2%	69%	8%	61
IRAN	28%	34%	20%	6%	2%	9%	62%	8%	54
IRAQ	25%	27%	13%	16%	18%	1%	52%	34%	18
ITALY	32%	39%	23%	5%	1%	*	71%	6%	65
JAPAN	4%	33%	34%	5%	2%	21%	37%	7%	30
KAZAKHSTAN	17%	25%	22%	9%	6%	21%	42%	15%	27
KENYA	24%	40%	10%	16%	10%	1%	64%	26%	38
KOSOVO	20%	53%	7%	5%	3%	12%	73%	8%	65
NORTH MACEDONIA	11%	37%	30%	13%	4%	5%	48%	17%	31
MALAYSIA	14%	44%	35%	5%	2%	1%	58%	7%	51
MEXICO	18%	49%	14%	13%	4%	2%	67%	17%	50
MOLDOVA	15%	29%	18%	16%	16%	6%	44%	32%	12
NIGERIA	18%	39%	27%	13%	2%	1%	57%	15%	42
PAKISTAN	20%	18%	10%	14%	24%	14%	38%	38%	0
PERU	12%	33%	21%	25%	6%	3%	45%	31%	14
PHILIPPINES	7%	45%	31%	11%	2%	5%	52%	13%	39
POLAND	27%	45%	16%	4%	2%	6%	72%	6%	66
PORTUGAL	33%	43%	18%	4%	2%	1%	76%	6%	70
ROMANIA	22%	34%	30%	9%	4%	2%	56%	13%	43
RUSSIA	8%	14%	32%	8%	5%	34%	22%	13%	9
SERBIA	11%	36%	30%	16%	4%	3%	47%	20%	27
**REPUBLIC OF KOREA	8%	50%	29%	10%	1%	2%	58%	11%	47
SPAIN	40%	36%	15%	5%	2%	2%	76%	7%	69
SWEDEN	65%	20%	7%	2%	2%	4%	85%	4%	81
SWITZERLAND	36%	39%	16%	3%	2%	3%	75%	5%	70
SYRIA	22%	42%	18%	12%	5%	1%	64%	17%	47
THAILAND	10%	42%	26%	12%	7%	2%	52%	19%	33
UKRAINE	34%	30%	14%	10%	6%	6%	64%	16%	48
UK	29%	38%	21%	5%	2%	4%	67%	7%	60
USA	32%	37%	19%	6%	5%	1%	69%	11%	58

- 국가명 순. Net Score: 순(純) 지수, 동의-비동의 격차. Gallup International EOY

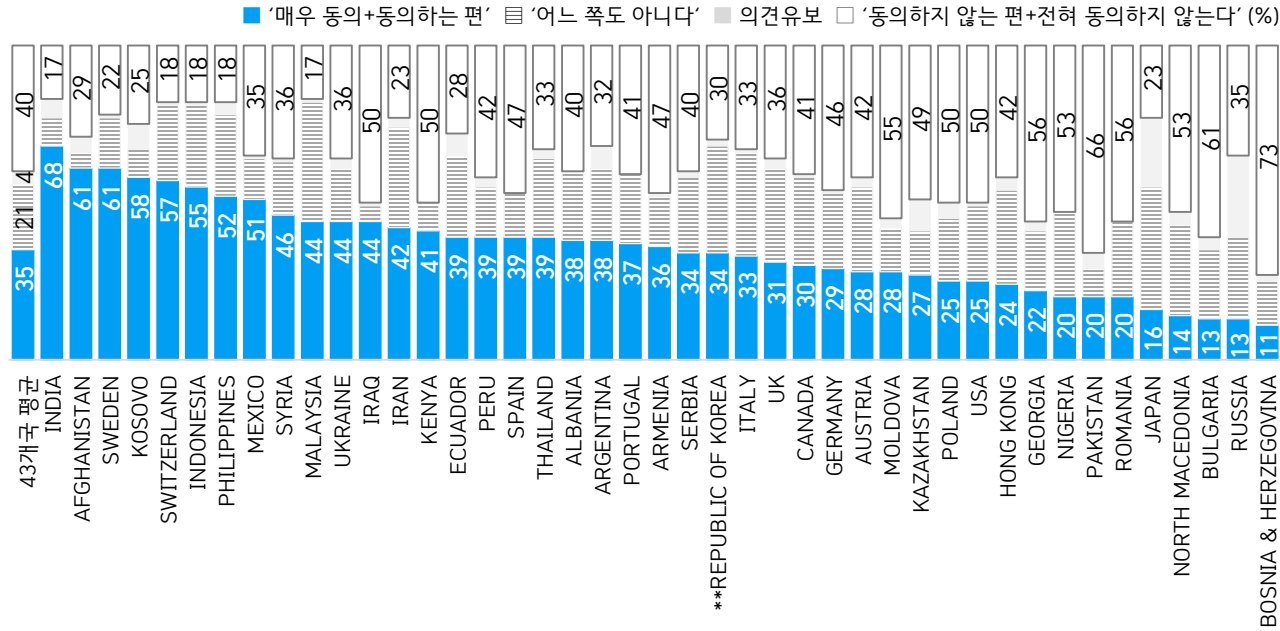
질문) '민주주의에도 결점이 있지만, 가장 나은 통치 체제'라는 주장에
동의하십니까, 동의하지 않습니까? (5점 척도)

2023년 11/2~12/4 한국 면접조사		사례수 (명)	'민주주의는 결점 있지만, 가장 나은 통치 체제'					동의 (계①)	비동의 (계②)	Net Score (①-②)	
			매우 동의 한다	동의 하는 편	어느 쪽도 아니다	동의 하지 않는편	전혀 동의 않음				모름 응답 거절
전체		1,550	8%	50%	29%	10%	1%	2%	58%	11%	47
성별	남성	768	8%	52%	28%	10%	2%	1%	59%	12%	47
	여성	782	9%	48%	29%	9%	1%	4%	57%	10%	47
연령별	19~29세	240	10%	53%	25%	9%	0%	2%	64%	9%	55
	30대	234	8%	52%	30%	8%	1%	0%	60%	9%	51
	40대	283	8%	52%	28%	9%	1%	1%	61%	10%	51
	50대	305	7%	50%	29%	11%	1%	3%	56%	12%	44
	60대 이상	488	8%	46%	30%	11%	2%	3%	55%	12%	43
성/ 연령별	남성 19~29세	126	9%	59%	24%	7%	1%	1%	67%	8%	59
	남성 30대	121	6%	54%	31%	8%	2%		60%	10%	50
	남성 40대	144	10%	49%	29%	10%	2%		59%	11%	48
	남성 50대	154	6%	52%	29%	12%		1%	59%	12%	47
	남성 60대 이상	223	8%	48%	28%	13%	3%	1%	56%	15%	41
	여성 19~29세	115	12%	48%	26%	10%		4%	60%	10%	50
	여성 30대	112	11%	50%	30%	8%	0%	1%	60%	9%	51
	여성 40대	139	7%	55%	27%	8%	1%	2%	62%	9%	53
	여성 50대	151	7%	47%	28%	11%	2%	5%	54%	13%	41
	여성 60대 이상	265	9%	45%	31%	9%	0%	5%	54%	10%	44
직업별	농/임/어업	36	-	-	-	-	-	-	-	-	-
	자영업	243	9%	50%	26%	14%	1%	1%	59%	15%	44
	기능노무/서비스	344	7%	47%	29%	13%	2%	2%	54%	15%	39
	사무/관리	447	9%	54%	29%	6%	1%	1%	63%	7%	56
	전업주부	307	7%	47%	34%	8%	1%	3%	54%	9%	45
	학생	83	14%	51%	23%	8%		3%	65%	8%	57
	무직/은퇴/기타	91	9%	52%	25%	11%	1%	2%	61%	12%	49
지역별	서울	295	5%	60%	31%	3%	0%	0%	65%	4%	61
	인천/경기	500	11%	54%	25%	8%	1%	1%	65%	9%	56
	강원	47	-	-	-	-	-	-	-	-	-
	대전/세종/충청	168	5%	41%	35%	10%	3%	6%	46%	13%	33
	광주/전라	153	12%	46%	21%	13%		8%	58%	13%	45
	대구/경북	152	18%	31%	29%	16%	4%	2%	49%	20%	29
	부산/울산/경남	235	1%	52%	31%	15%	1%		53%	16%	37

- 소수점 아래 반올림 때문에 백분율 합계는 ±1 차이 발생 가능하며, 이는 오류가 아님

- Net Score: 순(純) 지수, 동의-비동의 격차. 50사례 미만은 수치 제시하지 않음. 한국갤럽 www.gallup.co.kr

● '우리나라는 국민의 뜻에 따라 통치되고 있다': 국가별



- 동의율 내림차순. 5점 척도. 2023년 10~12월 43개국 성인 44,603명 Gallup International E0Y

- 한국은 2023년 11월 2일~12월 4일 전국(제주 제외) 만 19세 이상 1,550명 면접조사(CAPI). 한국갤럽 www.gallup.co.kr

● 국민의 뜻에 따른 통치: 국가별

2023년 10~12월 43개국 조사	'우리나라는 국민의 뜻에 따라 통치되고 있다'						동의 (계①)	비동의 (계②)	Net Score (①-②)
	매우 동의 한다	동의 하는 편	어느 쪽도 아니다	동의 하지 않는편	전혀 동의 않음	모름 응답 거절			
전체 평균	11%	24%	21%	23%	17%	4%	35%	40%	-5
AFGHANISTAN	24%	37%	5%	12%	17%	5%	61%	29%	32
ALBANIA	8%	30%	22%	24%	16%	1%	38%	40%	-2
ARGENTINA	11%	27%	23%	19%	13%	7%	38%	32%	6
ARMENIA	21%	15%	16%	13%	34%	2%	36%	47%	-11
AUSTRIA	6%	22%	27%	26%	16%	3%	28%	42%	-14
BOSNIA & HERZEGOVINA	3%	8%	14%	49%	24%	1%	11%	73%	-62
BULGARIA	3%	10%	22%	30%	31%	4%	13%	61%	-48
CANADA	7%	23%	28%	25%	16%	2%	30%	41%	-11
ECUADOR	8%	31%	26%	22%	6%	7%	39%	28%	11
GEORGIA	8%	14%	19%	35%	21%	3%	22%	56%	-34
GERMANY	6%	23%	24%	26%	20%	2%	29%	46%	-17
HONG KONG	7%	17%	30%	23%	19%	4%	24%	42%	-18
INDIA	34%	34%	9%	8%	9%	6%	68%	17%	51
INDONESIA	19%	36%	26%	16%	2%	1%	55%	18%	37
IRAN	13%	29%	32%	13%	10%	4%	42%	23%	19
IRAQ	29%	15%	5%	19%	31%	*	44%	50%	-6
ITALY	7%	26%	33%	22%	11%	1%	33%	33%	0
JAPAN	1%	15%	39%	16%	7%	22%	16%	23%	-7
KAZAKHSTAN	14%	13%	14%	20%	29%	11%	27%	49%	-22
KENYA	14%	27%	9%	23%	27%	1%	41%	50%	-9
KOSOVO	13%	45%	9%	17%	8%	9%	58%	25%	33
NORTH MACEDONIA	1%	13%	29%	38%	15%	4%	14%	53%	-39
MALAYSIA	11%	33%	38%	13%	4%	1%	44%	17%	27
MEXICO	16%	35%	13%	22%	13%	1%	51%	35%	16
MOLDOVA	8%	20%	14%	26%	29%	2%	28%	55%	-27
NIGERIA	4%	16%	27%	31%	22%	*	20%	53%	-33
PAKISTAN	9%	11%	9%	12%	54%	4%	20%	66%	-46
PERU	9%	30%	16%	32%	10%	3%	39%	42%	-3
PHILIPPINES	7%	45%	26%	16%	2%	4%	52%	18%	34
POLAND	8%	17%	20%	28%	22%	5%	25%	50%	-25
PORTUGAL	9%	28%	22%	28%	13%	*	37%	41%	-4
ROMANIA	6%	14%	24%	28%	28%	1%	20%	56%	-36
RUSSIA	3%	10%	26%	21%	14%	26%	13%	35%	-22
SERBIA	9%	25%	24%	23%	17%	2%	34%	40%	-6
**REPUBLIC OF KOREA	1%	33%	34%	24%	6%	2%	34%	30%	4
SPAIN	18%	21%	14%	26%	21%	1%	39%	47%	-8
SWEDEN	12%	49%	16%	15%	7%	1%	61%	22%	39
SWITZERLAND	13%	44%	24%	13%	5%	2%	57%	18%	39
SYRIA	19%	27%	17%	20%	16%	1%	46%	36%	10
THAILAND	9%	30%	25%	20%	13%	2%	39%	33%	6
UKRAINE	21%	23%	17%	19%	17%	3%	44%	36%	8
UK	7%	24%	30%	25%	11%	2%	31%	36%	-5
USA	9%	16%	24%	30%	20%	1%	25%	50%	-25

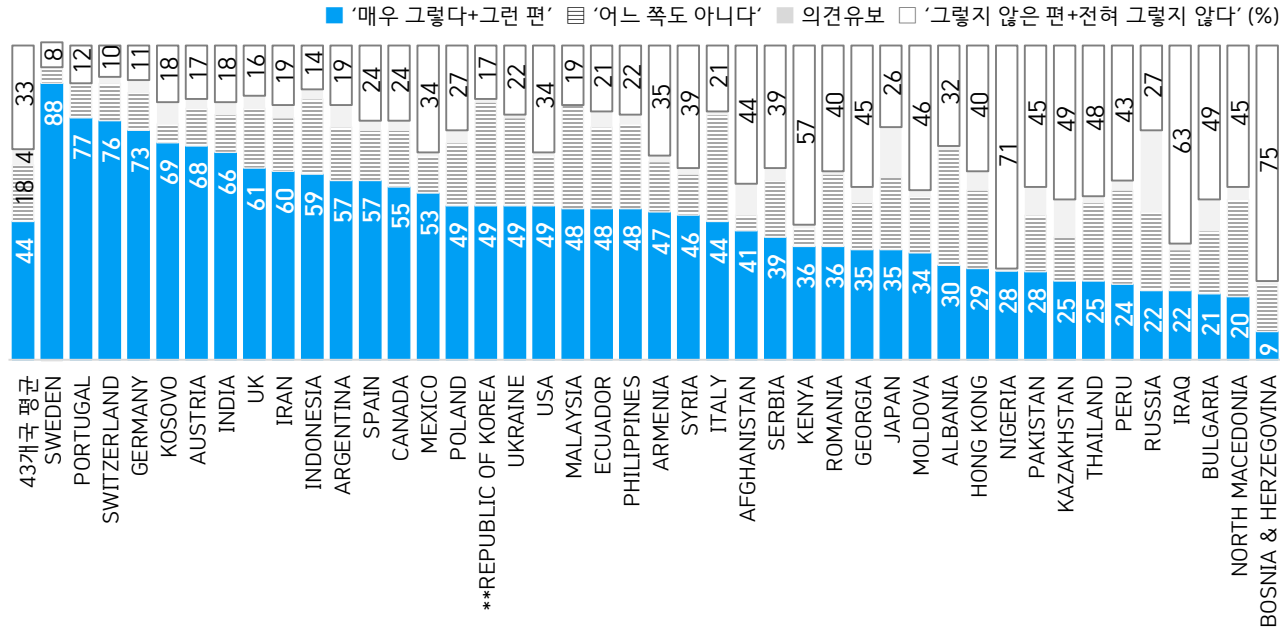
- 국가명 순. Net Score: 순(純) 지수, 동의-비동의 격차. Gallup International EOY

질문) '우리나라는 국민의 뜻에 따라 통치되고 있다'라는 주장에 동의하십니까, 동의하지 않습니까? (5점 척도)

2023년 11/2~12/4 한국 면접조사		사례수 (명)	'우리나라는 국민의 뜻에 따라 통치되고 있다'						동의 (계①)	비동의 (계②)	Net Score (①-②)
			매우 동의 한다	동의 하는 편	어느 쪽도 아니다	동의 하지 않는편	전혀 동의 않음	모름 응답 거절			
전체		1,550	1%	33%	34%	24%	6%	2%	34%	30%	4
성별	남성	768	2%	32%	33%	26%	7%	1%	33%	33%	0
	여성	782	1%	35%	35%	22%	5%	2%	35%	27%	8
연령별	19~29세	240	1%	33%	37%	23%	3%	2%	34%	27%	7
	30대	234	0%	32%	33%	27%	7%	1%	32%	34%	-2
	40대	283	1%	34%	31%	26%	6%	1%	35%	32%	3
	50대	305	2%	30%	35%	26%	7%	2%	32%	32%	0
	60대 이상	488	1%	36%	34%	21%	6%	2%	37%	27%	10
성/ 연령별	남성 19~29세	126	2%	33%	39%	20%	4%	2%	35%	24%	11
	남성 30대	121	1%	32%	28%	30%	8%	1%	32%	38%	-6
	남성 40대	144		32%	30%	31%	6%	1%	32%	37%	-5
	남성 50대	154	4%	25%	35%	28%	8%		29%	35%	-6
	남성 60대 이상	223	1%	34%	32%	24%	7%	1%	36%	31%	5
	여성 19~29세	115	1%	33%	35%	27%	3%	2%	33%	29%	4
	여성 30대	112		32%	38%	24%	5%	1%	32%	29%	3
	여성 40대	139	2%	36%	33%	22%	6%	1%	38%	28%	10
	여성 50대	151		34%	34%	23%	6%	3%	34%	29%	5
	여성 60대 이상	265	1%	36%	36%	18%	5%	3%	37%	24%	13
직업별	농/임/어업	36	-	-	-	-	-	-	-	-	-
	자영업	243	2%	27%	38%	23%	9%	1%	28%	32%	-4
	기능노무/서비스	344	1%	32%	28%	30%	6%	3%	34%	36%	-2
	사무/관리	447	1%	36%	33%	24%	6%	1%	37%	29%	8
	전업주부	307		36%	41%	17%	5%	1%	36%	22%	14
	학생	83	3%	30%	37%	26%	2%	3%	33%	28%	5
	무직/은퇴/기타	91		36%	31%	27%	4%	2%	36%	31%	5
지역별	서울	295	0%	36%	39%	22%	1%	1%	36%	23%	13
	인천/경기	500	1%	40%	32%	22%	5%	0%	41%	27%	14
	강원	47	-	-	-	-	-	-	-	-	-
	대전/세종/충청	168	2%	18%	36%	28%	11%	4%	20%	39%	-19
	광주/전라	153	1%	24%	30%	27%	13%	6%	25%	40%	-15
	대구/경북	152	1%	26%	33%	26%	12%	1%	28%	38%	-10
	부산/울산/경남	235	2%	40%	29%	26%	3%	0%	42%	29%	13

- Net Score: 순(純) 지수, 동의-비동의 격차. 50사례 미만은 수치 제시하지 않음. 한국갤럽 www.gallup.co.kr

● '우리나라에서는 선거가 자유롭고 공정하게 치러지고 있다': 국가별



- 동의율 내림차순. 5점 척도. 2023년 10~12월 43개국 성인 44,603명 Gallup International E0Y

- 한국은 2023년 11월 2일~12월 4일 전국(제주 제외) 만 19세 이상 1,550명 면접조사(CAPI). 한국갤럽 www.gallup.co.kr

● 선거의 자유와 공정성: 국가별

2023년 10~12월 43개국 조사	'우리나라의 선거는 자유롭게 공정하게 치러진다'						동의 (계①)	비동의 (계②)	Net Score (①-②)
	매우 동의 한다	동의 하는 편	어느 쪽도 아니다	동의 하지 않는편	전혀 동의 않음	모름 응답 거절			
전체 평균	17%	27%	18%	16%	17%	4%	44%	33%	11
AFGHANISTAN	23%	18%	5%	7%	37%	10%	41%	44%	-3
ALBANIA	6%	24%	37%	13%	19%	1%	30%	32%	-2
ARGENTINA	14%	43%	17%	13%	6%	6%	57%	19%	38
ARMENIA	25%	22%	16%	12%	23%	2%	47%	35%	12
AUSTRIA	26%	42%	12%	10%	7%	3%	68%	17%	51
BOSNIA & HERZEGOVINA	2%	7%	15%	30%	45%	1%	9%	75%	-66
BULGARIA	2%	19%	20%	28%	21%	10%	21%	49%	-28
CANADA	23%	32%	18%	13%	11%	2%	55%	24%	31
ECUADOR	12%	36%	26%	12%	9%	6%	48%	21%	27
GEORGIA	15%	20%	15%	15%	30%	5%	35%	45%	-10
GERMANY	37%	36%	12%	7%	4%	3%	73%	11%	62
HONG KONG	7%	22%	25%	15%	25%	6%	29%	40%	-11
INDIA	39%	27%	12%	6%	12%	4%	66%	18%	48
INDONESIA	35%	24%	24%	6%	8%	3%	59%	14%	45
IRAN	19%	41%	17%	9%	10%	5%	60%	19%	41
IRAQ	6%	16%	13%	21%	42%	2%	22%	63%	-41
ITALY	9%	35%	34%	14%	7%	2%	44%	21%	23
JAPAN	5%	30%	23%	17%	9%	15%	35%	26%	9
KAZAKHSTAN	11%	14%	14%	16%	33%	11%	25%	49%	-24
KENYA	20%	16%	6%	22%	35%	2%	36%	57%	-21
KOSOVO	45%	24%	6%	9%	9%	6%	69%	18%	51
NORTH MACEDONIA	1%	19%	31%	34%	11%	4%	20%	45%	-25
MALAYSIA	14%	34%	33%	13%	6%	1%	48%	19%	29
MEXICO	10%	43%	12%	24%	10%	1%	53%	34%	19
MOLDOVA	16%	18%	18%	16%	30%	3%	34%	46%	-12
NIGERIA	2%	26%	-	28%	43%	*	28%	71%	-43
PAKISTAN	15%	13%	18%	13%	32%	10%	28%	45%	-17
PERU	11%	13%	30%	22%	21%	3%	24%	43%	-19
PHILIPPINES	10%	38%	27%	18%	4%	3%	48%	22%	26
POLAND	15%	34%	20%	17%	10%	5%	49%	27%	22
PORTUGAL	36%	41%	11%	7%	5%	1%	77%	12%	65
ROMANIA	10%	26%	23%	23%	17%	2%	36%	40%	-4
RUSSIA	8%	14%	25%	12%	15%	26%	22%	27%	-5
SERBIA	18%	21%	18%	19%	20%	5%	39%	39%	0
**REPUBLIC OF KOREA	3%	46%	33%	15%	2%	1%	49%	17%	32
SPAIN	26%	31%	16%	15%	9%	2%	57%	24%	33
SWEDEN	52%	36%	5%	5%	3%	1%	88%	8%	80
SWITZERLAND	29%	47%	12%	7%	3%	2%	76%	10%	66
SYRIA	22%	24%	13%	20%	19%	1%	46%	39%	7
THAILAND	5%	20%	25%	31%	17%	1%	25%	48%	-23
UKRAINE	16%	33%	28%	11%	11%	1%	49%	22%	27
UK	25%	36%	19%	9%	7%	3%	61%	16%	45
USA	23%	26%	16%	15%	19%	2%	49%	34%	15

- 국가명 순. Net Score: 순(純) 지수, 동의-비동의 격차. Gallup International EOY


질문) 귀하는 우리나라에서 선거가 **자유롭고 공정하게** 치러지고 있다고 느끼십니까, 그렇지 않습니까? (5점 척도)

2023년 11/2~12/4 한국 면접조사		사례수 (명)	'우리나라의 선거는 자유롭고 공정하게 치러진다'						동의 (계①)	비동의 (계②)	Net Score (①-②)
			매우 그렇다	그런 편	어느 쪽도 아니다	그렇지 않은 편	전혀 그렇지 않다	모름 응답 거절			
전체		1,550	3%	46%	33%	15%	2%	1%	49%	17%	32
성별	남성	768	3%	46%	32%	15%	2%	1%	49%	18%	31
	여성	782	3%	45%	33%	16%	2%	1%	48%	17%	31
연령별	19~29세	240	3%	46%	37%	12%	1%	2%	48%	12%	36
	30대	234	2%	45%	35%	14%	3%	1%	47%	17%	30
	40대	283	4%	46%	32%	15%	2%	0%	50%	17%	33
	50대	305	2%	46%	31%	18%	2%	1%	48%	20%	28
	60대 이상	488	4%	45%	31%	17%	2%	1%	49%	19%	30
성/ 연령별	남성 19~29세	126	2%	46%	37%	12%	1%	3%	48%	13%	35
	남성 30대	121	2%	47%	36%	12%	3%	1%	48%	15%	33
	남성 40대	144	4%	45%	32%	16%	2%	1%	49%	17%	32
	남성 50대	154	3%	45%	27%	21%	3%	1%	48%	23%	25
	남성 60대 이상	223	4%	47%	31%	16%	2%		51%	18%	33
	여성 19~29세	115	3%	45%	38%	12%	0%	1%	48%	12%	36
	여성 30대	112	2%	44%	33%	16%	4%	1%	46%	20%	26
	여성 40대	139	4%	47%	32%	15%	1%		51%	16%	35
	여성 50대	151	2%	46%	34%	15%	2%	2%	48%	16%	32
	여성 60대 이상	265	4%	44%	30%	18%	2%	2%	48%	20%	28
직업별	농/임/어업	36	-	-	-	-	-	-	-	-	-
	자영업	243	2%	47%	29%	17%	2%	3%	49%	19%	30
	기능노무/서비스	344	2%	41%	37%	17%	2%	1%	43%	19%	24
	사무/관리	447	4%	47%	33%	14%	2%	1%	50%	16%	34
	전업주부	307	3%	48%	32%	14%	3%	1%	51%	17%	34
	학생	83	3%	50%	29%	15%	0%	3%	53%	15%	38
	무직/은퇴/기타	91	4%	48%	31%	16%		0%	52%	16%	36
지역별	서울	295	1%	57%	33%	8%	0%	0%	58%	8%	50
	인천/경기	500	3%	46%	35%	14%	1%	1%	49%	15%	34
	강원	47	-	-	-	-	-	-	-	-	-
	대전/세종/충청	168	5%	33%	37%	22%	1%	2%	37%	23%	14
	광주/전라	153	3%	43%	23%	25%	3%	3%	46%	27%	19
	대구/경북	152	1%	28%	32%	25%	12%	4%	28%	37%	-9
	부산/울산/경남	235	3%	51%	32%	13%			54%	13%	41

- Net Score: 순(純) 지수, 동의-비동의 격차. 50사례 미만은 수치 제시하지 않음. 한국갤럽 www.gallup.co.kr

“조사는 결코 화려하거나 스스로 빛나는
업(業)이 아니다. 사회의 명암, 좌우 대립,
빈부 문제, 정보 격차, 과거와 미래 등을
두루 살펴 매 순간 어느 한쪽으로 치우치지
않도록 스스로 경계하며 꾸준히 공부하고
탐구하는 일이다. 때로는 관행과 시류에
맞서야 하고, 때로는 비난과 질시를 묵묵히
견뎌야 한다. 어렵지만 누군가는 반드시
해야 할 일, 힘들지만 그만큼 보람된 일이다.”

조사인의 길, 박무익



한국갤럽 50년, 조사역사 50년
오늘의 한국갤럽으로 키워주셔서 감사합니다.

한국갤럽조사연구소는 1974년 6월 박무익 회장이 설립한
한국 최초의 법인 형태 조사 전문 회사입니다.
1970년대부터 사회 주요 현안 자체 조사 결과를 발표해 왔으며,
우리 국민의 71%가 한국갤럽을 알고 있습니다.

—
한국갤럽 홈페이지 갤러리포트 게시판을 통해 공개한 자료는
모두 한국갤럽의 자산이므로 상업적 용도의 재판매를 금지합니다.

·
기사, 논문, SNS 공유 등 재판매 이외 용도로는
누구나, 무료로, 자유롭게 인용하실 수 있습니다.

·
인용하실 때는 반드시 출처를 밝혀 주십시오.
가능하면 조사 기간, 방법, 표본크기 등 개요까지 함께 표시하실 것을 권장합니다.

·
저희는 소수점 아래 수치를 제시하지 않는 것을 원칙으로 하고 있으니,
인용하실 때도 그에 따라 주실 것을 당부합니다.

—
한국갤럽 조사에 관심 가져주셔서 고맙습니다.

- 매주 새로운 조사 결과를 전합니다: [이메일 뉴스레터 구독 신청](#) | [카카오톡채널 추가](#)
- 문의: 전화 02-3702-2100(대표)/2571/2621/2622 또는 [홈페이지 Q&A](#)
- 주소: (본관) 03167 서울시 종로구 사직로 70, (신관) 03042 서울시 종로구 자하문로 70

—
이 문서에는 네이버 나눔글꼴과 한글과컴퓨터 함초롬체를 썼습니다.

STRICTLY EMBARGOED UNTIL 23:59 (GMT), March 26th 2024

**DEMOCRACY REMAINS POPULAR BUT PEOPLE WORLDWIDE
ARE QUESTIONING ITS PERFORMANCE**

Democracy is still the best form of governance for a clear majority across 43 countries around the world but many are becoming less convinced and the dominant public opinion is that they are not ruled by the will of people.

Further, while elections are considered mostly free and fair, trust in them is shattered (even in some of the most stable democracies).

These are some highlights by the new poll on democracy, conducted in 43 countries and representing around half of the world's population.

Democracy may have its flaws, but it is the best system of governance for the majority of the population around the world – so say 59% across 43 countries. Just 14% disagree with one in five neither agreeing nor disagreeing.

EU countries seem to agree the most that despite its flaws democracy is the best form of governance (71%). **Those attitudes, however, are more prominent in the western parts of the Union (77%) than in the Eastern (60%).** Non-EU European countries also favour democracy, yet not with the same confidence (57%). There are of course exceptions such as Kosovo, which is among those countries globally which are most confident in the democracy as a system.

Democracy seems to be favoured all around the world, however in regions as West Asia and East Asia and Latin America approval of democracy is not so prominent – around 50%, as in the Western parts of the world it reaches between 60% and 70% of the respondents' answers.

The case of Russia is particularly interesting – where only 22% of the respondents agree that democracy is the best system of governance and 13% disagree; the remainder are either unsure (32%) or don't know (34%).

Two of the basic preconditions for democracy are however at risk. A lesser share around the world agrees that their country is in fact ruled by the will of people (35%) with 40% disagreeing with the statement.

Results show that **some of the countries and regions around the world, many of which are considered staples of democracy, seem to be most critical towards the way their country is ruled.** In USA (25%), Canada (30%) and EU (32%) some of the smallest shares of agreement are registered with the statement “My country is ruled by the will of people”.

In the run up to a Presidential election in Russia our survey reveals only 13% of the respondents agree that they are ruled by the will of the people.

In huge countries and regions like India (68%) some countries from Latin America (42%) and the Middle East (44%) people are much more prone to say they feel that their country is ruled by their will.

Similar are attitudes towards elections – **44% consider them to be fair and free, a third around the world however does not agree with such a statement.**

Elections are considered most free and fair in India (66%), EU (especially the Western countries – around 68%, and less so in the eastern EU– 36%). Canada and USA also have relatively high shares of people trusting the elections to be fair and free – around a half of the respondents. In Africa, West Asia and Russia more people think that the elections are not free and fair than those who are confident that their elections actually represent people’s will.

Kancho Stoychev, president of GIA:

“There is no majority around the world believing that their country is not ruled by the will of the people, but less than half of the global citizens are convinced that the elections in their own country are free and fair – does this indicate a crisis of democracy? A crisis which according to our research is deepening in the last 25 years? This is a complex issue. In a world in which every voice is a media of its own and in which we witness a war on fake news, the perception of “rule of the people” and “free and fair” loses its contours. But the gap between people and elites is not only growing – it seems that it is becoming insurmountable. And radicalization is an obvious reaction in almost all over the political spectrum.”

For more information:

Kancho Stoychev (in Sofia), +359 88 8611025

Johnny Heald (in London), +44 7973 600308

Dr Munqith Dagher (in Baghdad) +962 7 9967 2229

Steven Kang (in Seoul), +82-2-3702-2550

Antonio Asencio Guillen (in Madrid) +34 608191334

Torbjörn Sjöström (in Stockholm) +46 8 128 196 71

For further details see website: www.gallup-international.com

Methodology:

The Gallup International End of Year Survey (EoY) is an annual tradition initiated by and designed under the chairmanship of Dr. George Gallup in 1977. The survey is conducted every year since then. This year it was carried out in 43 countries around the world.

Sample Size and Mode of Fieldwork:

A total of 44 603 persons were interviewed globally. In each country a representative sample of around 1000 men and women was interviewed during October-December 2023 either face to face, via telephone or online.

The margin of error for the survey is between +3-5% at 95% confidence level.

About Gallup International

Gallup International Association (GIA) is the leading global independent association in market research and polling.

For 75 years Gallup International members have demonstrated their expert ability to conduct multi-country surveys on a comparable basis and deliver the highest quality. Our more than 100 members and partners are leading national institutes with a profound local knowledge of research methods and techniques, statistical sources, customs, and culture differences of its own country and carefully selected by the Association Board. With only one member agency per country, members work together daily to share knowledge, new research techniques and tools, as well as to provide the most appropriate solutions to international research projects and service our clients to the best of our abilities.

Disclaimer: Gallup International Association or its members are not related to Gallup Inc., headquartered in Washington D.C. which is no longer a member of Gallup International Association. Gallup International Association does not accept responsibility for opinion polling other than its own. We require that our surveys be credited fully as Gallup International (not Gallup or Gallup Poll).



Gallup International Association (GIA) End of Year 2024 Survey - Participants

Country	Vendor Company	Sample size	Method	Fieldwork	Universe
AFGHANISTAN	ACSOR	1120	CATI	09-11.12.2023	National, 18+
ALBANIA	Index Kosova	635	F2F	03-05.11.2023	National, 18+
ARGENTINA	Voices!	1035	CAWI	01-06.11.2023	National, 18+
ARMENIA	MPG LLC	1100	CATI	30.10-04.11.2023	National, 18+
AUSTRIA	Das Österreichische Gallup Institut GmbH	1000	CATI	14-18.11.2023	National, 16+
AZERBAIJAN	SIAR Research and Consulting Group	500	Telephone	01-18.10.2023	National, 18+
BOSNIA & HERZEGOVINA	Kantar Mareco Index Bosnia	1000	Online & CATI	30.11-12.12.2023	National, 18+
BULGARIA	Gallup International Balkan	806	F2F	07-14.11.2023	National, 18+
CANADA	Survey Monkey	1062	CAWI	01.12.2023	National, 18+
ECUADOR	CEDATOS	550	F2F	10-14.12.2023	National, 18+
GEORGIA	GORBI	991/2000	F2F	30.09-24.10.2023	National, 18+
GERMANY	GIA	1000	CATI	04-11.12.2023	National, 18+
HONG KONG	CGS-worldwide	500	CAWI	30.11-06.12.2023	National, 18+
INDIA	Convergent	1035	F2F	27.11-09.12.2023	18+, 10 biggest cities
INDONESIA	DEKA	540	F2F	01-15.12.2023	18+, 6 Big Cities
IRAN	Iran Sanjesh	1003	CATI	04.12.2023	National, 18+
IRAQ	IACSS	1385	F2F	11.11-20.12.2023	National, 18-71
ITALY	DOXA	1003	F2F	02-14.12.2023	National, 18+
JAPAN	Nippon Research Center	1156	F2F	30.11-13.12.2023	National, 18-79
KAZAKHSTAN	BISAM Central Asia	1000	F2F	10.10-15.11.2023	Urban, 18+
KENYA	Infinite Insight Ltd.	1065	CATI	01-11.11.2023	National, 18+
KOSOVO	Index Kosova	1123	CATI	19.10-06.11.2023	National, 18+
MALAYSIA	Central Force	1000	CAWI	07-12.12.2023	National, 18+



Gallup International Association (GIA) End of Year 2024 Survey – Participants (contd.)

MEXICO	De las Heras Demotecnia	1026	CATI	11-15.12.2023	National, 18+
MOLDOVA	CBS-Research Moldova	1001	CATI	December 2023	National, 18+
NIGERIA	Market Trends International	1000	CATI	30.10-01.12.2023	National, 18+
NORTH MACEDONIA	BRIMA	1202	F2F	01-21.12.2023	National, 18+
PAKISTAN	Gallup Pakistan	1000	CATI	04-16.10.2023	National, 18+
PERU	Datum Internacional	1207	F2F	01-06.12.2023	National, 18+
PHILIPPINES	Philippine Survey Research Center	1000	F2F	25.11-13.12.2023	National, 18-65
POLAND	Mareco Polska	1002	CATI	02-23.10.2023	National, 18+
PORTUGAL	Intercampus	1000	CAWI	12.11-06.12.2023	National, 18-65
ROMANIA	Centrul Pentru Studierea Opiniei si Pietei (CSOP)	1000	CAWI	17.10-04.12.2023	National, 18-64
RUSSIAN FEDERATION	Be Media Consultant	1200	CAWI	24-30.11.2023	18+, Cities 100k+
SAUDI ARABIA	Saudi Center for Opinion Polling	1036	CATI	21-26.11.2023	National, 18+
SERBIA	TMG Insights Serbia	1007	F2F	15.11-04.12.2023	National, 18+
REPUBLIC OF KOREA	Gallup Korea	1550	F2F	02.11-04.12.2023	National, 19+
SPAIN	Sigmados	1019	CAWI	21-25.11.2023	National, 18+
SWEDEN	Novus	1095	CAWI	01-11.12.2023	National, 18+
SWITZERLAND	Gallup AG Switzerland	1000	CATI	05-13.12.2023	National, 18+
SYRIA	Syrian & Levant Market Compass	1057	*	December 2023	National, 18+
THAILAND	Infosearch	1000	F2F	24.11-10.12.2023	National, 18+
UK	ORB International	1000	Online	December 2023	National, 18+
UKRAINE	Rating Group	1000	CATI	22-23.11.2023	National, 18+
USA	Survey Monkey	1118	CAWI	04.12.2023	National, 18+

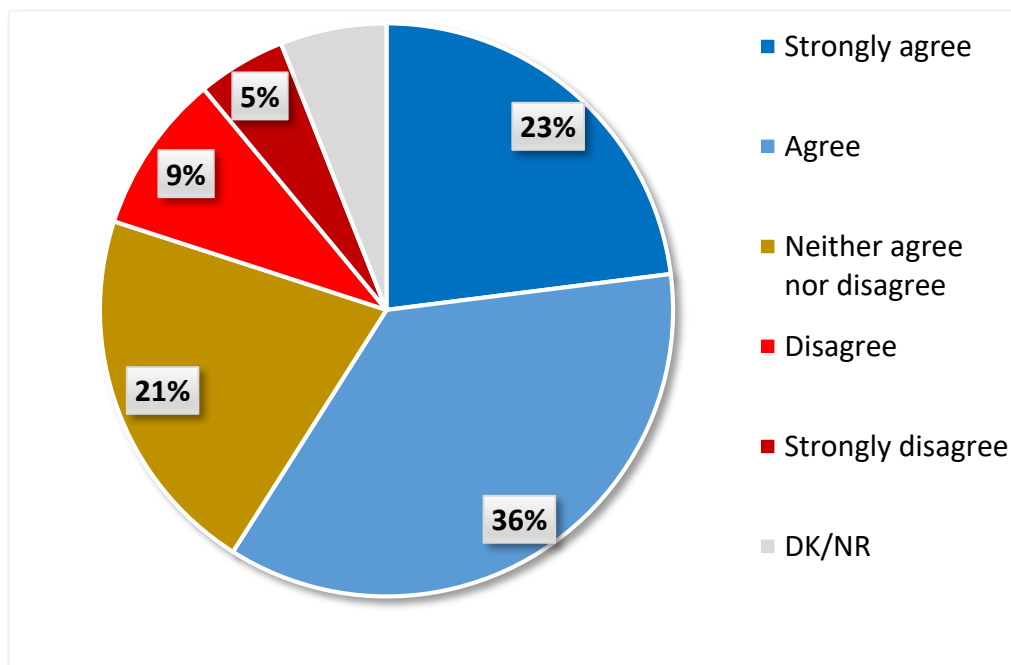
DEMOCRACY

Do you agree or disagree with the statement:

"Democracy may have its flaws, but it is the best system of governance"

AGREE (STRONGLY AGREE + AGREE) – 59%

DISAGREE (STRONGLY DISAGREE + DISAGREE) – 14%



TOP 5 AGREE (Strongly agree + Agree)	TOP 5 DISAGREE (Strongly disagree + Disagree)
SWEDEN: 85%	PAKISTAN: 38%
AUSTRIA: 77%	IRAQ: 34%
GERMANY/PORTUGAL/SPAIN: 76%	MOLDOVA: 32%
SWITZERLAND: 75%	PERU: 31%
KOSOVO: 73%	KENYA: 26%

Definitions:

Agree = Strongly agree + Agree

Disagree = Strongly disagree + Disagree

Minor deviations due to rounding are possible

DEMOCRACY

Do you agree or disagree with the statement:

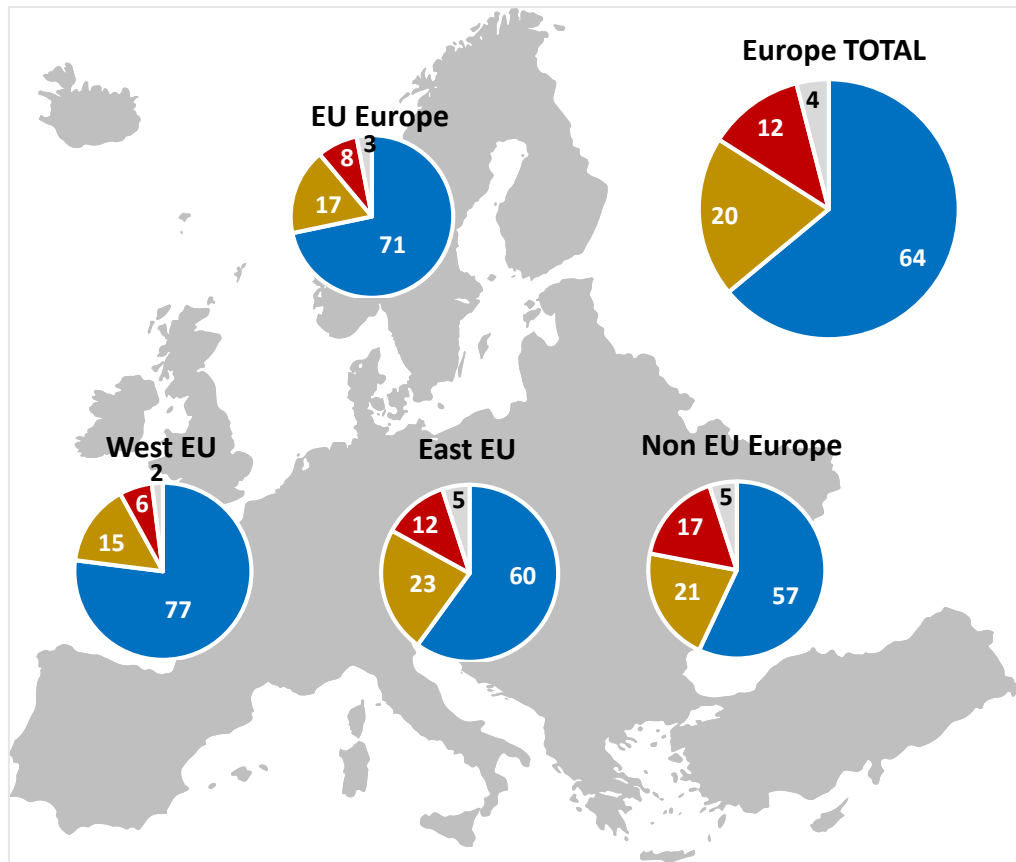
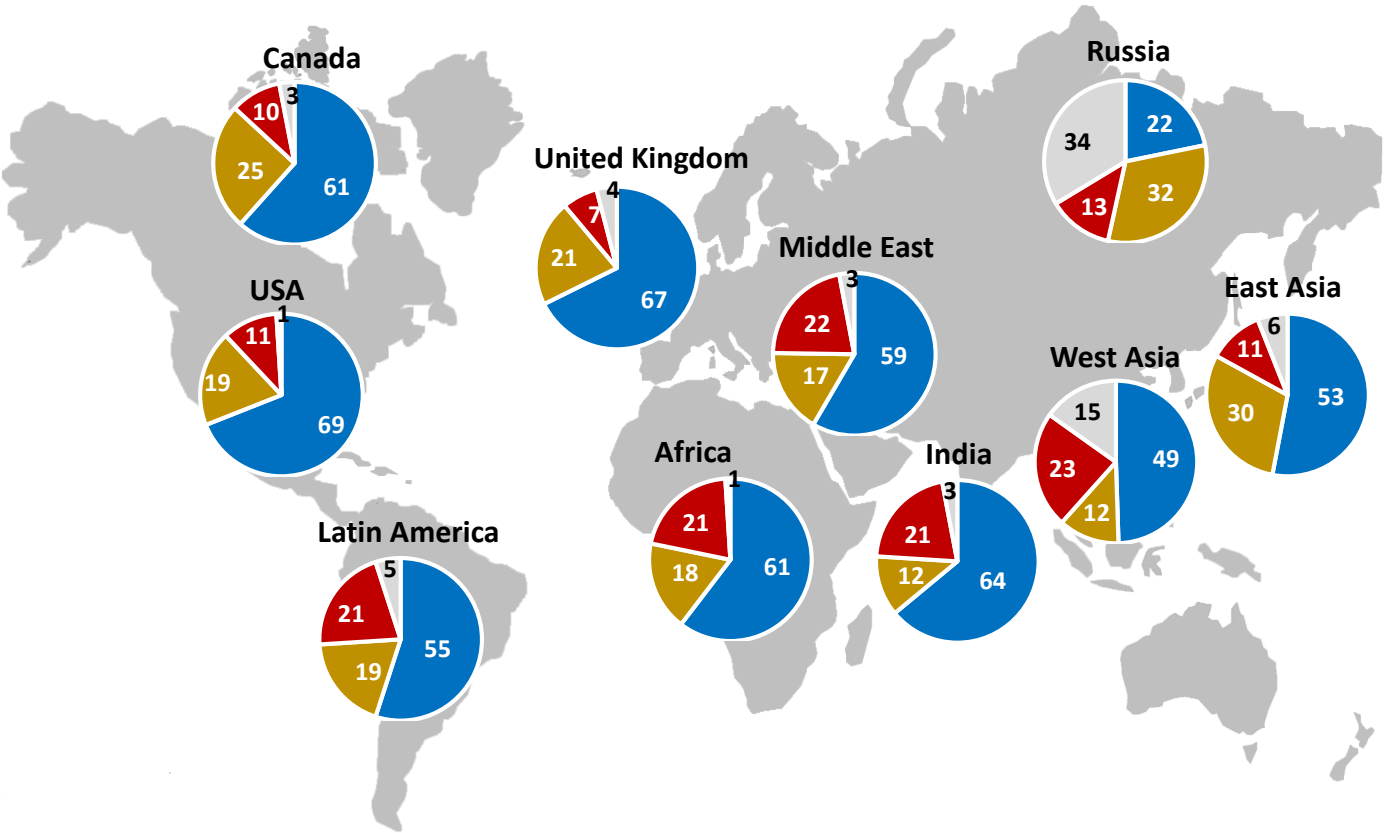
"Democracy may have its flaws, but it is the best system of governance"

Agree

Neither agree nor disagree

Disagree

DK/NR



Definitions:

Agree = Strongly agree + Agree

Disagree = Strongly disagree + Disagree

Minor deviations due to rounding are possible

DEMOCRACY

Do you agree or disagree with the statement:

"Democracy may have its flaws, but it is the best system of governance"

Agree

Neither agree nor disagree

Disagree

DK/NR

G-7/EU

67%

20%

8%

Rest of the World

55%

21%

18%

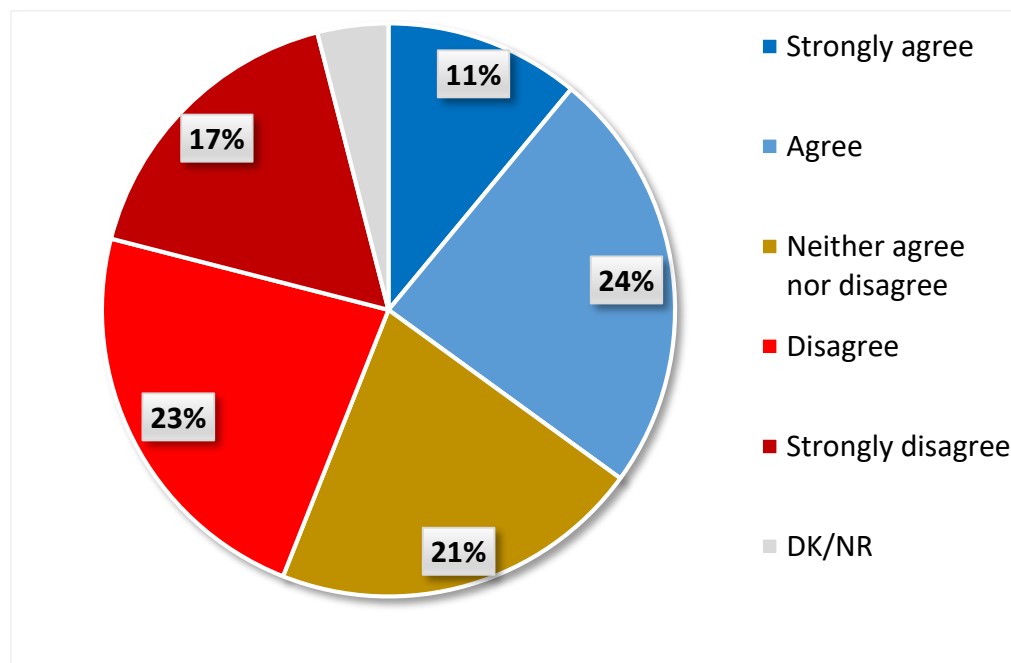
WILL OF THE PEOPLE

Do you agree or disagree with the statement:

"My country is ruled by the will of the people"

AGREE (STRONGLY AGREE + AGREE) – 35%

DISAGREE (STRONGLY DISAGREE + DISAGREE) – 40%



TOP 5 AGREE (Strongly Agree + Agree)	TOP 5 DISAGREE (Strongly Disagree + Disagree)
INDIA: 68%	BOSNIA & HERZEGOVINA: 73%
AFGHANISTAN/SWEDEN: 61%	PAKISTAN: 66%
KOSOVO: 58%	BULGARIA: 61%
SWITZERLAND: 57%	GEORGIA/ROMANIA: 56%
INDONESIA: 55%	MOLDOVA: 55%

Definitions:

Agree = Strongly agree + Agree

Disagree = Strongly disagree + Disagree

WILL OF THE PEOPLE

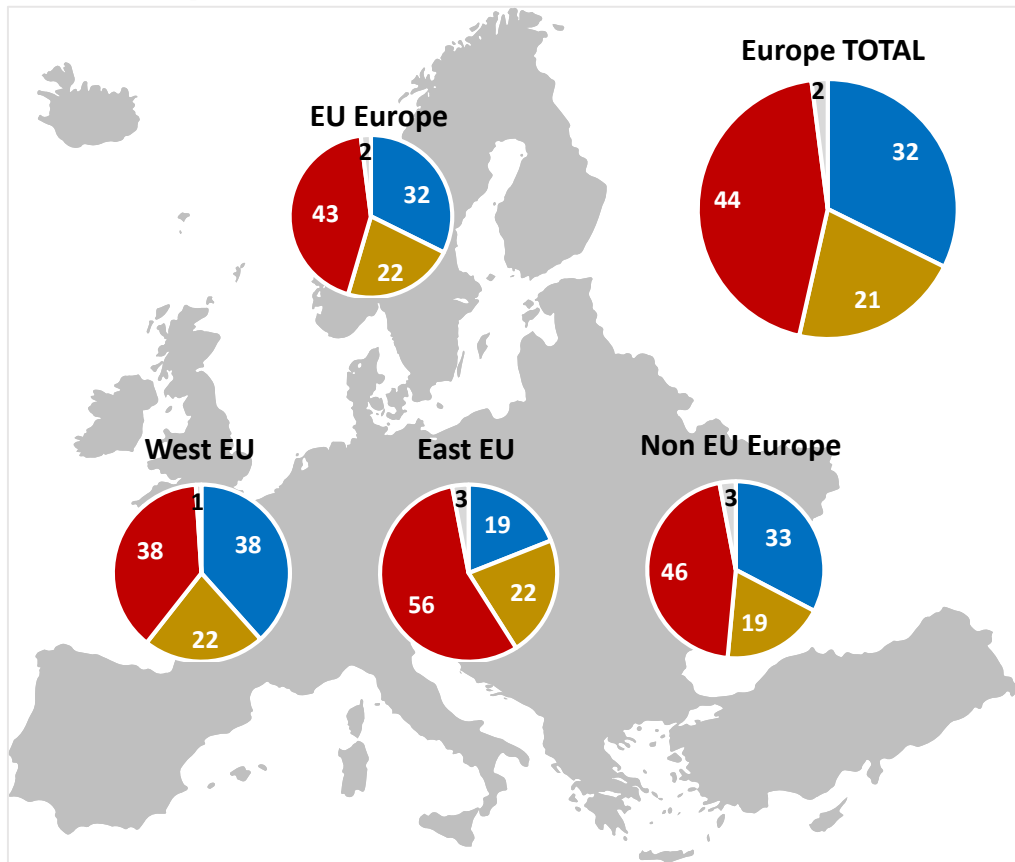
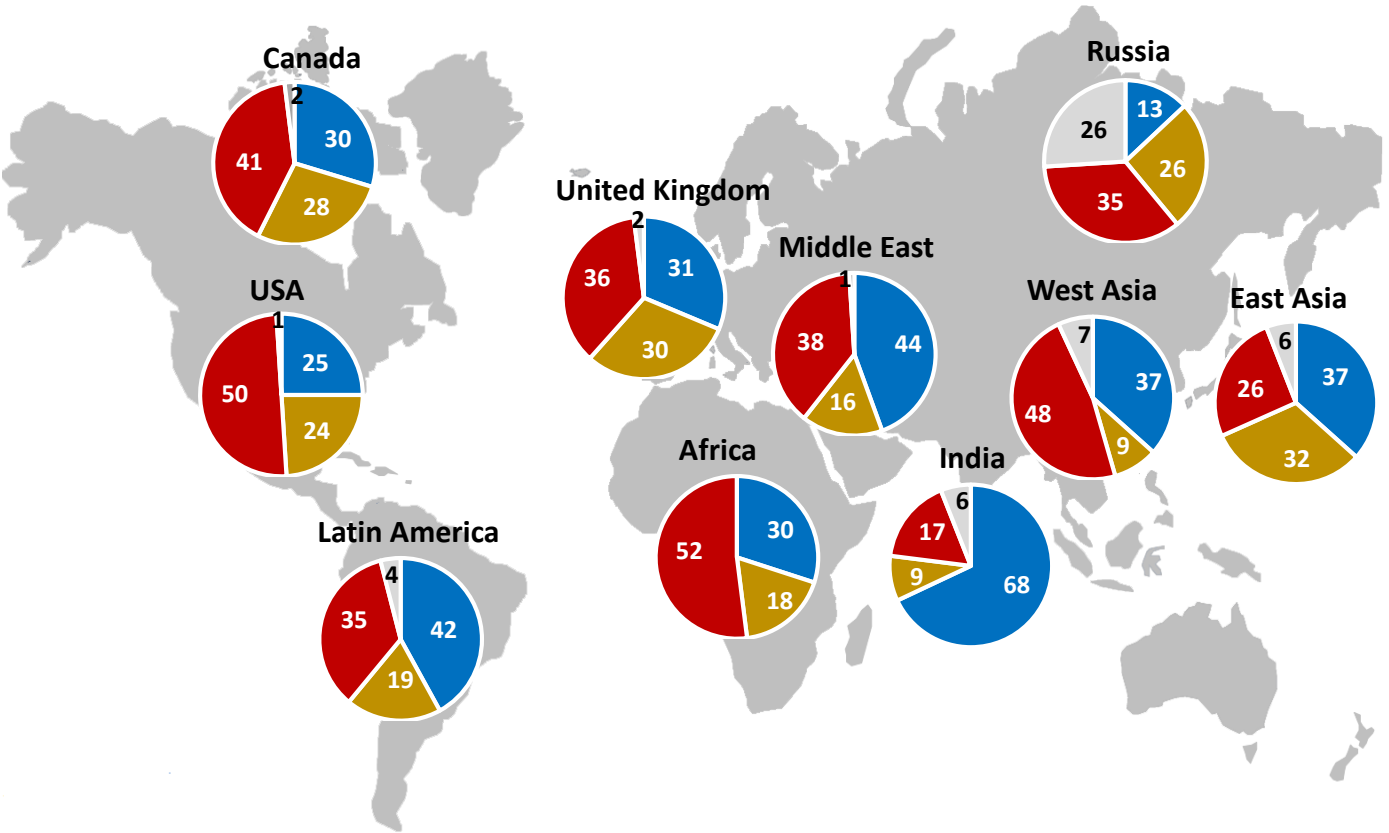
Do you agree or disagree with the statement:
"My country is ruled by the will of the people"

Agree

Neither agree nor disagree

Disagree

DK/NR



Definitions:

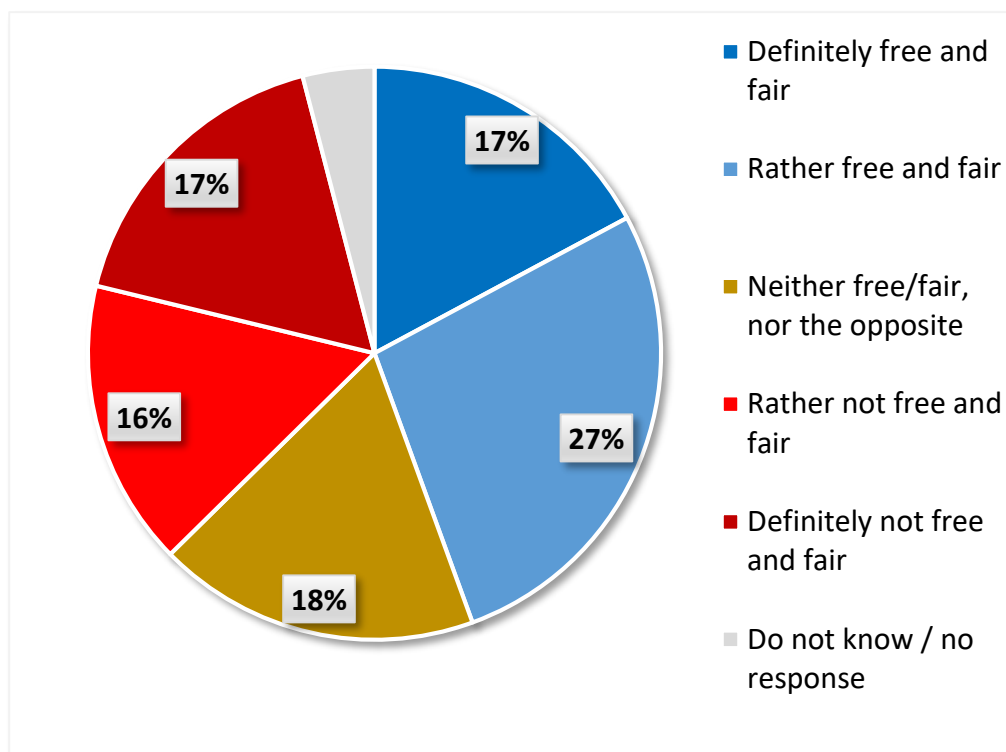
Agree = Strongly agree + Agree

Disagree = Strongly disagree + Disagree

Minor deviations due to rounding are possible

FREE AND FAIR ELECTIONS

Do you feel the elections in your country are free and fair?



TOP 5 FREE AND FAIR (Definitely free and fair + Rather free and fair)	TOP 5 NOT FREE AND FAIR (Rather not free and fair + Definitely not free and fair)
SWEDEN: 88%	BOSNIA & HERZEGOVINA: 75%
PORTUGAL: 77%	NIGERIA: 71%
SWITZERLAND: 76%	IRAQ: 63%
GERMANY: 73%	KENYA: 57%
KOSOVO: 69%	BULGARIA/KAZAKHSTAN: 49%

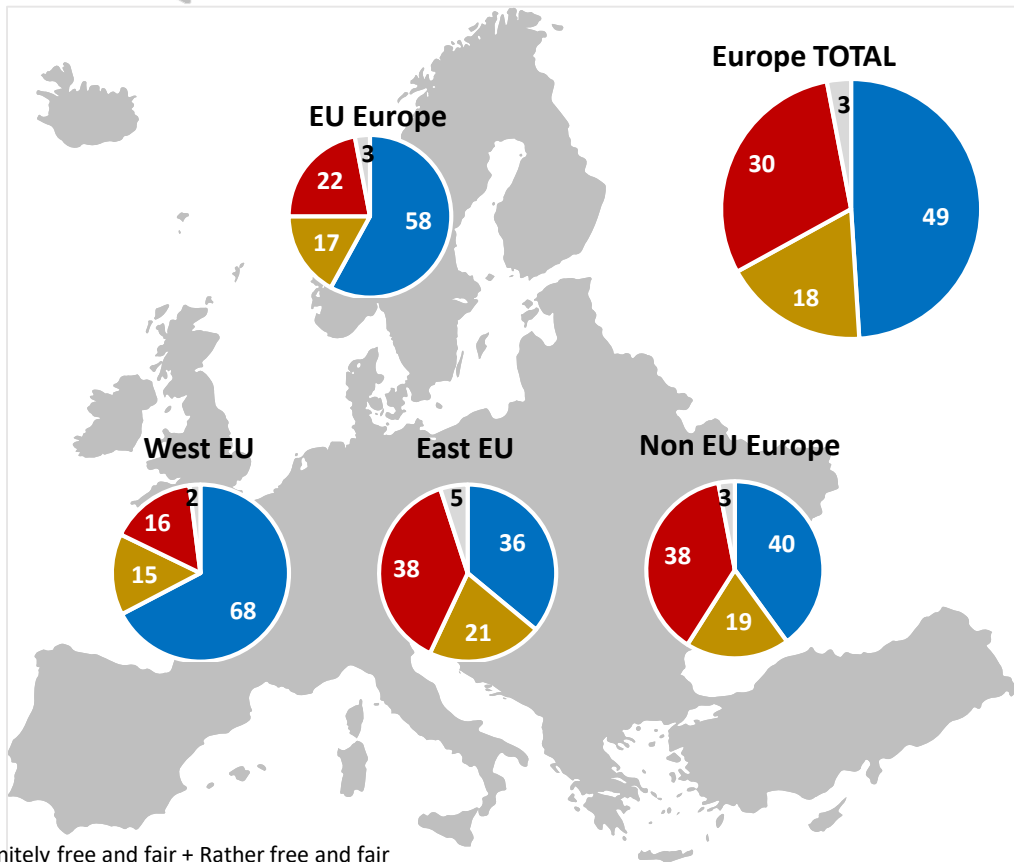
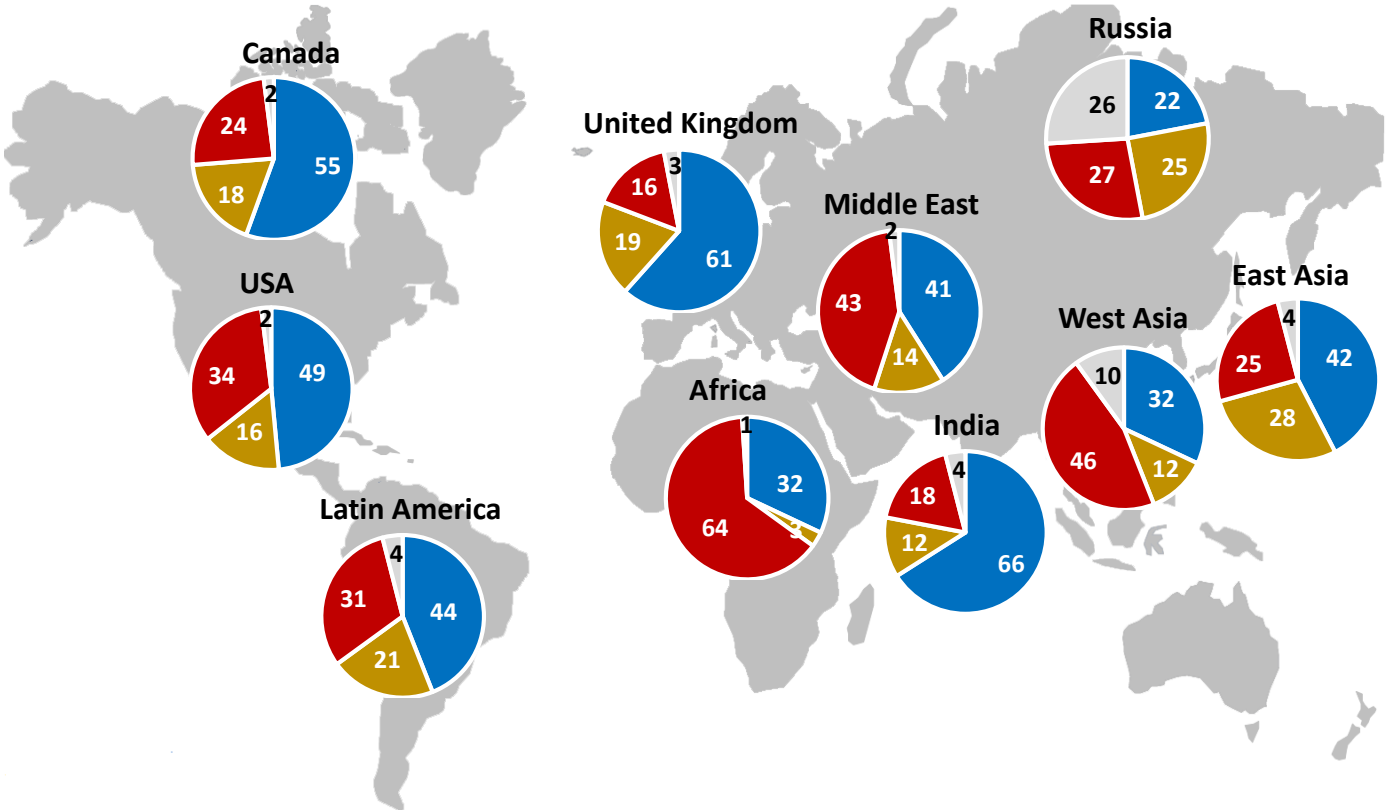
Definitions:

Free and fair = Definitely free and fair + Rather free and fair

Not free and fair = Definitely not free and fair + Rather not free and fair

FREE AND FAIR ELECTIONS

Do you feel the elections in your country are free and fair?



Definitions:

Free and fair = Definitely free and fair + Rather free and fair

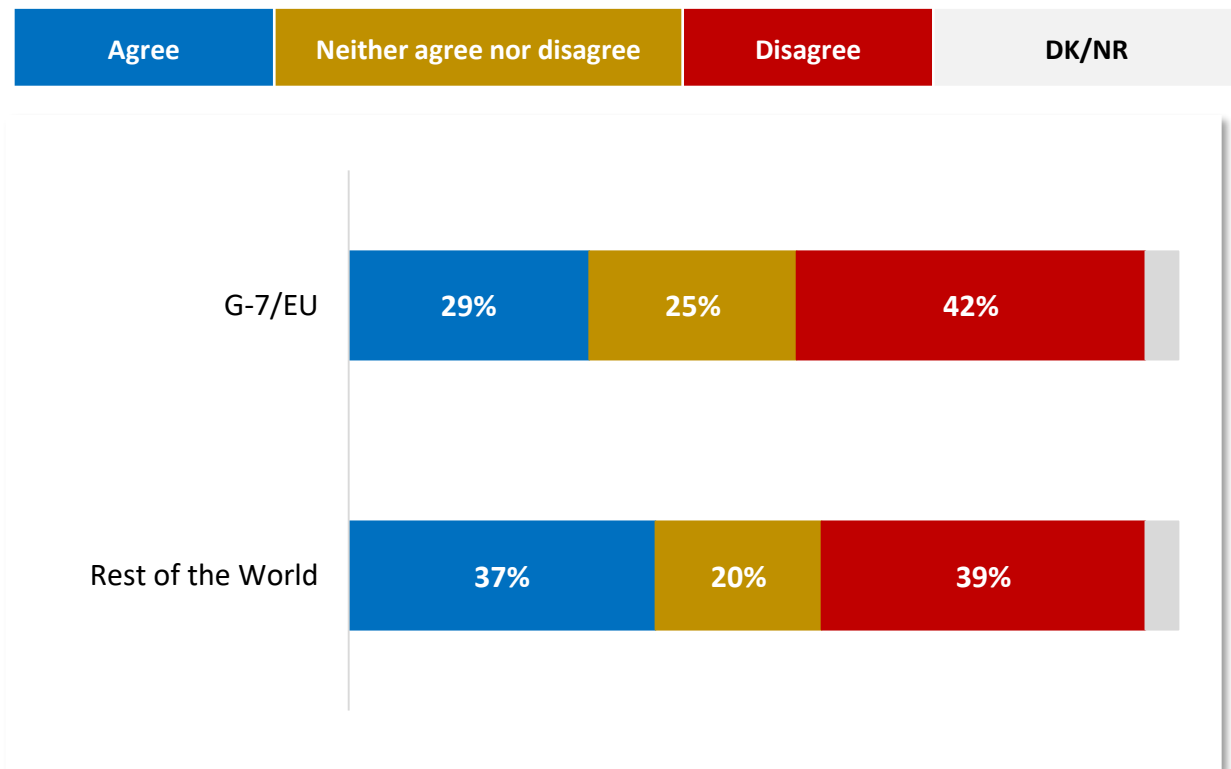
Not free and fair = Definitely not free and fair + Rather not free and fair

Minor deviations due to rounding are possible

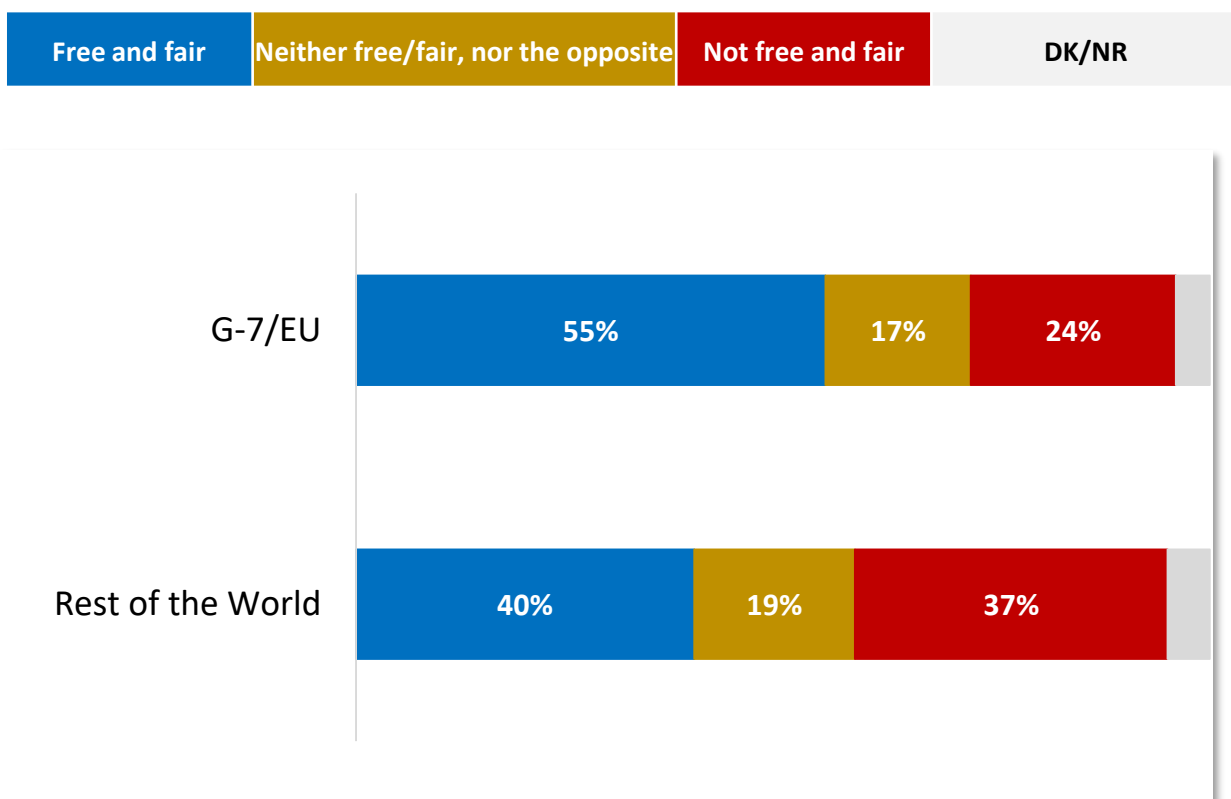
WILL OF THE PEOPLE AND FREE AND FAIR ELECTIONS

Do you agree or disagree with the statement:

"My country is ruled by the will of the people"



Do you feel the elections in your country are free and fair?



Minor deviations due to rounding are possible

DEMOCRACY

Do you agree or disagree with the statement: "Democracy may have its flaws, but it is the best system of governance"

(Countries presented in alphabetical order)

Country	Strongly Agree	Agree	Neither agree nor disagree	Disagree	Strongly disagree	DK/NR
Global Average	23%	36%	21%	9%	5%	6%
AFGHANISTAN	31%	35%	5%	6%	12%	10%
ALBANIA	14%	56%	23%	6%	2%	*
ARGENTINA	23%	34%	18%	6%	8%	11%
ARMENIA	29%	23%	26%	7%	13%	3%
AUSTRIA	43%	34%	14%	3%	3%	3%
BOSNIA & HERZEGOVINA	13%	33%	33%	17%	2%	2%
BULGARIA	17%	34%	24%	12%	7%	7%
CANADA	27%	34%	25%	5%	5%	3%
ECUADOR	15%	36%	23%	16%	3%	7%
GEORGIA	29%	29%	16%	14%	3%	9%
GERMANY	42%	34%	14%	5%	3%	3%
HONG KONG	13%	41%	32%	8%	2%	5%
INDIA	28%	36%	12%	13%	8%	3%
INDONESIA	21%	48%	21%	6%	2%	2%
IRAN	28%	34%	20%	6%	2%	9%
IRAQ	25%	27%	13%	16%	18%	1%
ITALY	32%	39%	23%	5%	1%	*
JAPAN	4%	33%	34%	5%	2%	21%

Minor deviations due to rounding are possible

DEMOCRACY

Do you agree or disagree with the statement: "Democracy may have its flaws, but it is the best system of governance"

(Countries presented in alphabetical order)

Country	Strongly Agree	Agree	Neither agree nor disagree	Disagree	Strongly disagree	DK/NR
KAZAKHSTAN	17%	25%	22%	9%	6%	21%
KENYA	24%	40%	10%	16%	10%	1%
KOSOVO	20%	53%	7%	5%	3%	12%
NORTH MACEDONIA	11%	37%	30%	13%	4%	5%
MALAYSIA	14%	44%	35%	5%	2%	1%
MEXICO	18%	49%	14%	13%	4%	2%
MOLDOVA	15%	29%	18%	16%	16%	6%
NIGERIA	18%	39%	27%	13%	2%	1%
PAKISTAN	20%	18%	10%	14%	24%	14%
PERU	12%	33%	21%	25%	6%	3%
PHILIPPINES	7%	45%	31%	11%	2%	5%
POLAND	27%	45%	16%	4%	2%	6%
PORTUGAL	33%	43%	18%	4%	2%	1%
ROMANIA	22%	34%	30%	9%	4%	2%
RUSSIA	8%	14%	32%	8%	5%	34%
SERBIA	11%	36%	30%	16%	4%	3%
REPUBLIC OF KOREA	8%	50%	29%	10%	1%	2%
SPAIN	40%	36%	15%	5%	2%	2%
SWEDEN	65%	20%	7%	2%	2%	4%
SWITZERLAND	36%	39%	16%	3%	2%	3%
SYRIA	22%	42%	18%	12%	5%	1%
THAILAND	10%	42%	26%	12%	7%	2%
UKRAINE	34%	30%	14%	10%	6%	6%
UK	29%	38%	21%	5%	2%	4%
USA	32%	37%	19%	6%	5%	1%

Minor deviations due to rounding are possible

WILL OF THE PEOPLE

Do you agree or disagree with the statement:

"My country is ruled by the will of the people"

(Countries presented in alphabetical order)

Country	Strongly Agree	Agree	Neither agree nor disagree	Disagree	Strongly disagree	DK/NR
Global Average	11%	24%	21%	23%	17%	4%
AFGHANISTAN	24%	37%	5%	12%	17%	5%
ALBANIA	8%	30%	22%	24%	16%	1%
ARGENTINA	11%	27%	23%	19%	13%	7%
ARMENIA	21%	15%	16%	13%	34%	2%
AUSTRIA	6%	22%	27%	26%	16%	3%
BOSNIA & HERZEGOVINA	3%	8%	14%	49%	24%	1%
BULGARIA	3%	10%	22%	30%	31%	4%
CANADA	7%	23%	28%	25%	16%	2%
ECUADOR	8%	31%	26%	22%	6%	7%
GEORGIA	8%	14%	19%	35%	21%	3%
GERMANY	6%	23%	24%	26%	20%	2%
HONG KONG	7%	17%	30%	23%	19%	4%
INDIA	34%	34%	9%	8%	9%	6%
INDONESIA	19%	36%	26%	16%	2%	1%
IRAN	13%	29%	32%	13%	10%	4%
IRAQ	29%	15%	5%	19%	31%	*
ITALY	7%	26%	33%	22%	11%	1%
JAPAN	1%	15%	39%	16%	7%	22%

Minor deviations due to rounding are possible

WILL OF THE PEOPLE

Do you agree or disagree with the statement:

"My country is ruled by the will of the people"

(Countries presented in alphabetical order)

Country	Strongly Agree	Agree	Neither agree nor disagree	Disagree	Strongly disagree	DK/NR
KAZAKHSTAN	14%	13%	14%	20%	29%	11%
KENYA	14%	27%	9%	23%	27%	1%
KOSOVO	13%	45%	9%	17%	8%	9%
NORTH MACEDONIA	1%	13%	29%	38%	15%	4%
MALAYSIA	11%	33%	38%	13%	4%	1%
MEXICO	16%	35%	13%	22%	13%	1%
MOLDOVA	8%	20%	14%	26%	29%	2%
NIGERIA	4%	16%	27%	31%	22%	*
PAKISTAN	9%	11%	9%	12%	54%	4%
PERU	9%	30%	16%	32%	10%	3%
PHILIPPINES	7%	45%	26%	16%	2%	4%
POLAND	8%	17%	20%	28%	22%	5%
PORTUGAL	9%	28%	22%	28%	13%	*
ROMANIA	6%	14%	24%	28%	28%	1%
RUSSIA	3%	10%	26%	21%	14%	26%
SERBIA	9%	25%	24%	23%	17%	2%
REPUBLIC OF KOREA	1%	33%	34%	24%	6%	2%
SPAIN	18%	21%	14%	26%	21%	1%
SWEDEN	12%	49%	16%	15%	7%	1%
SWITZERLAND	13%	44%	24%	13%	5%	2%
SYRIA	19%	27%	17%	20%	16%	1%
THAILAND	9%	30%	25%	20%	13%	2%
UKRAINE	21%	23%	17%	19%	17%	3%
UK	7%	24%	30%	25%	11%	2%
USA	9%	16%	24%	30%	20%	1%

Minor deviations due to rounding are possible

FREE AND FAIR ELECTIONS

Do you feel the elections in your country are free and fair?

(Countries presented in alphabetical order)

Country	Definitely free and fair	Rather free and fair	Neither free/fair, nor the opposite	Rather not free and fair	Definitely not free and fair	DK/NR
Global Average	17%	27%	18%	16%	17%	4%
AFGHANISTAN	23%	18%	5%	7%	37%	10%
ALBANIA	6%	24%	37%	13%	19%	1%
ARGENTINA	14%	43%	17%	13%	6%	6%
ARMENIA	25%	22%	16%	12%	23%	2%
AUSTRIA	26%	42%	12%	10%	7%	3%
BOSNIA & HERZEGOVINA	2%	7%	15%	30%	45%	1%
BULGARIA	2%	19%	20%	28%	21%	10%
CANADA	23%	32%	18%	13%	11%	2%
ECUADOR	12%	36%	26%	12%	9%	6%
GEORGIA	15%	20%	15%	15%	30%	5%
GERMANY	37%	36%	12%	7%	4%	3%
HONG KONG	7%	22%	25%	15%	25%	6%
INDIA	39%	27%	12%	6%	12%	4%
INDONESIA	35%	24%	24%	6%	8%	3%
IRAN	19%	41%	17%	9%	10%	5%
IRAQ	6%	16%	13%	21%	42%	2%
ITALY	9%	35%	34%	14%	7%	2%
JAPAN	5%	30%	23%	17%	9%	15%

Minor deviations due to rounding are possible

FREE AND FAIR ELECTIONS

Do you feel the elections in your country are free and fair?

(Countries presented in alphabetical order)

Country	Definitely free and fair	Rather free and fair	Neither free/fair, nor the opposite	Rather not free and fair	Definitely not free and fair	DK/NR
KAZAKHSTAN	11%	14%	14%	16%	33%	11%
KENYA	20%	16%	6%	22%	35%	2%
KOSOVO	45%	24%	6%	9%	9%	6%
NORTH MACEDONIA	1%	19%	31%	34%	11%	4%
MALAYSIA	14%	34%	33%	13%	6%	1%
MEXICO	10%	43%	12%	24%	10%	1%
MOLDOVA	16%	18%	18%	16%	30%	3%
NIGERIA	2%	26%	-	28%	43%	*
PAKISTAN	15%	13%	18%	13%	32%	10%
PERU	11%	13%	30%	22%	21%	3%
PHILIPPINES	10%	38%	27%	18%	4%	3%
POLAND	15%	34%	20%	17%	10%	5%
PORTUGAL	36%	41%	11%	7%	5%	1%
ROMANIA	10%	26%	23%	23%	17%	2%
RUSSIA	8%	14%	25%	12%	15%	26%
SERBIA	18%	21%	18%	19%	20%	5%
REPUBLIC OF KOREA	3%	46%	33%	15%	2%	1%
SPAIN	26%	31%	16%	15%	9%	2%
SWEDEN	52%	36%	5%	5%	3%	1%
SWITZERLAND	29%	47%	12%	7%	3%	2%
SYRIA	22%	24%	13%	20%	19%	1%
THAILAND	5%	20%	25%	31%	17%	1%
UKRAINE	16%	33%	28%	11%	11%	1%
UK	25%	36%	19%	9%	7%	3%
USA	23%	26%	16%	15%	19%	2%

Minor deviations due to rounding are possible