

코로나19와 백신 관련 인식 (5차)

Gallup International End of Year Survey 다국가 비교 조사

코로나19 백신 효과성, 코로나19 위험성, 방역 위한 개인 권리 희생

세계 조사 개요

2021년 10~12월 45개국 성인 총 42,060명 전화/온라인/면접조사(주제별 참여국 상이)

한국 조사 개요

- 조사기간: 2021년 11월 5~28일
- 표본추출: 층화 집락 확률 비례 추출
- 응답방식: 면접조사원 인터뷰
- 조사대상: 전국(제주 제외) 만 19세 이상 1,500명
- 표본오차: $\pm 2.5\%$ 포인트(95% 신뢰수준)
- 응답률: 28%(총 접촉 5,394명 중 1,500명 응답 완료)
- 의뢰처: 한국갤럽-Gallup International 자체 조사

응답자 특성표

주요 분석 단위별 표본오차(95% 신뢰수준 기준)와 성/연령/직업/지역과 연령 분포 구성입니다. 2021년 7월 행정안전부 주민등록인구 기준 7개 권역/성/연령별 셀 가중 결과

한국 응답자 특성표 2021년 11월 5~28일 면접조사	조사완료		가중값 적용		가중값 배율 (B/A)	표본오차 95% 신뢰수준
	사례수 (명)(A)	비율	사례수 (명)(B)	비율		
전체	1,500	100%	1,500	100%	1.00	±2.5%P
성별 남성	750	50%	743	50%	0.99	±3.6%P
여성	750	50%	757	50%	1.01	±3.6%P
연령별 19~29세	300	20%	251	17%	0.84	±5.7%P
30대	300	20%	235	16%	0.78	±5.7%P
40대	300	20%	284	19%	0.95	±5.7%P
50대	300	20%	297	20%	0.99	±5.7%P
60대 이상	300	20%	432	29%	1.44	±5.7%P
지역별 서울	300	20%	291	19%	0.97	±5.7%P
인천/경기	400	27%	474	32%	1.19	±4.9%P
강원	50	3%	46	3%	0.92	±13.9%P
대전/세종/충청	210	14%	160	11%	0.76	±6.8%P
광주/전라	170	11%	149	10%	0.88	±7.5%P
대구/경북	150	10%	149	10%	1.00	±8.0%P
부산/울산/경남	220	15%	231	15%	1.05	±6.6%P

- 표본오차는 조사완료 사례수 기준. 한국갤럽 www.gallup.co.kr

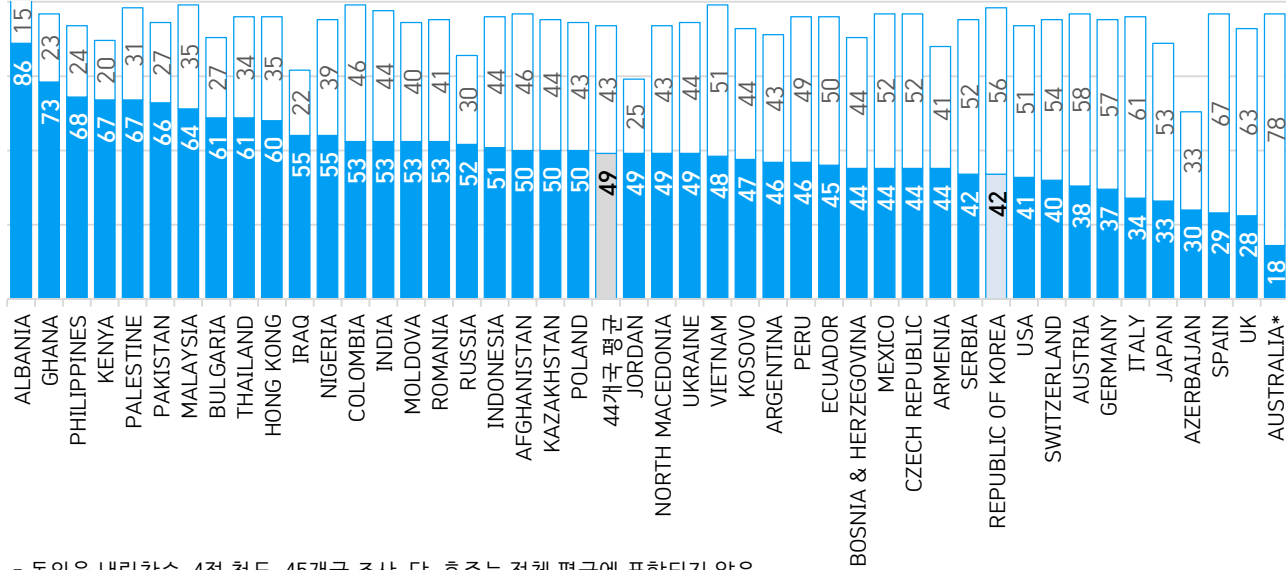
- 가중값 적용 사례수는 2021년 7월 행안부 주민등록인구 기준 지역/성/연령 셀 가중 결과

응답자 특성표 2021년 11월 5~28일 면접조사	조사완료 사례수 (명)	주민등록인구 기준 가중값 적용 결과					
		가중적용 사례수	연령 분포				
			19~29세	30대	40대	50대	60대+
전체	1,500	1,500	17%	16%	19%	20%	29%
성별 남성	750	743	18%	16%	19%	20%	26%
여성	750	757	16%	15%	18%	19%	31%
지역별 서울	300	291	18%	18%	18%	18%	27%
인천/경기	400	474	18%	17%	20%	20%	25%
강원	50	46	15%	13%	17%	20%	35%
대전/세종/충청	210	160	16%	16%	19%	20%	30%
광주/전라	170	149	16%	13%	18%	20%	34%
대구/경북	150	149	15%	14%	18%	21%	33%
부산/울산/경남	220	231	15%	14%	19%	20%	31%
직업별 농/임/어업	17	17	-	-	-	-	-
자영업	184	205	1%	6%	18%	24%	51%
기능노무/서비스	579	580	15%	19%	23%	25%	18%
사무/관리	352	299	24%	30%	25%	16%	5%
전업주부	217	247	1%	7%	15%	20%	58%
학생	80	72	100%				
무직/은퇴/기타	71	80	18%	7%	1%	6%	68%
생활 수준별 상/중상	57	51	17%	23%	24%	21%	15%
중	680	658	20%	15%	19%	23%	23%
중하	688	695	14%	16%	20%	18%	31%
하	74	96	13%	11%	12%	10%	55%
종교별 불교	231	266	5%	4%	12%	28%	51%
개신교	237	233	14%	15%	20%	19%	31%
천주교	76	80	9%	14%	24%	19%	35%
종교 없음	952	915	22%	19%	20%	18%	21%

- 50사례 미만은 수치 제시하지 않음. 한국갤럽 www.gallup.co.kr

● '코로나19 백신이 정말 효과적인지 의심스럽다': 국가별

■ '동의한다' □ '동의하지 않는다' (%)



- 동의율 내림차순. 4점 척도. 45개국 조사. 단, 호주만 전체 평균에 포함되지 않음
 - 2021년 10~12월 Gallup Internatioanl EOY. 한국은 2021년 11월 5~28일 조사. 한국갤럽 www.gallup.co.kr

2021년 10~12월 Gallup International 다국가 비교 조사	(1/3) 코로나19 백신이 정말 효과적인지 의심스럽다					동의 한다 (계)
	매우 동의한다	동의하는 편	동의하지 않는 편	전혀동의 하지않음	모름/ 응답거절	
44개국 평균	18%	31%	26%	17%	8%	49%
AFGHANISTAN	27%	23%	21%	25%	3%	50%
ALBANIA	6%	80%	14%	1%	-	86%
ARGENTINA	22%	24%	27%	16%	11%	46%
ARMENIA	15%	29%	26%	15%	15%	44%
AUSTRIA	17%	21%	23%	35%	4%	38%
AZERBAIJAN	15%	15%	10%	23%	36%	30%
BOSNIA & HERZEGOVINA	16%	28%	27%	17%	12%	44%
BULGARIA	22%	39%	17%	10%	12%	61%
COLOMBIA	8%	45%	32%	14%	1%	53%
CZECH REPUBLIC	11%	33%	37%	15%	4%	44%
ECUADOR	7%	38%	34%	16%	4%	45%
GERMANY	16%	21%	21%	36%	7%	37%
GHANA	44%	29%	15%	8%	5%	73%
HONG KONG	18%	42%	24%	11%	5%	60%
INDIA	28%	25%	24%	20%	3%	53%
INDONESIA	10%	41%	34%	10%	5%	51%
IRAQ	30%	25%	22%	-	24%	55%
ITALY	9%	25%	33%	28%	5%	34%
JAPAN	7%	26%	40%	13%	13%	33%
JORDAN	18%	31%	25%	-	23%	49%
KAZAKHSTAN	10%	40%	37%	7%	5%	50%
KENYA	49%	18%	13%	7%	13%	67%
KOSOVO	22%	25%	19%	25%	10%	47%
NORTH MACEDONIA	12%	37%	33%	10%	8%	49%
MALAYSIA	18%	46%	24%	11%	1%	64%
MEXICO	16%	28%	22%	30%	5%	44%
MOLDOVA	34%	19%	15%	25%	7%	53%
NIGERIA	23%	32%	26%	13%	6%	55%
PAKISTAN	23%	43%	17%	10%	8%	66%
PALESTINE	27%	40%	26%	5%	2%	67%
PERU	11%	35%	35%	14%	6%	46%
PHILIPPINES	22%	46%	15%	9%	8%	68%
POLAND	21%	29%	28%	15%	8%	50%
ROMANIA	21%	32%	20%	21%	7%	53%
RUSSIA	23%	29%	17%	13%	20%	52%
SERBIA	15%	27%	30%	22%	6%	42%
REPUBLIC OF KOREA	6%	36%	41%	15%	1%	42%
SPAIN	11%	18%	30%	37%	5%	29%
SWITZERLAND	17%	23%	22%	32%	6%	40%
THAILAND	15%	46%	20%	14%	6%	61%
UKRAINE	19%	30%	27%	17%	7%	49%
UK	9%	19%	33%	30%	8%	28%
USA	16%	25%	22%	29%	8%	41%
VIETNAM	12%	36%	36%	15%	1%	48%
AUSTRALIA*	7%	11%	30%	48%	4%	18%

- 국가명 순. 한국은 2021년 11월 5~28일 조사. 한국갤럽 www.gallup.co.kr

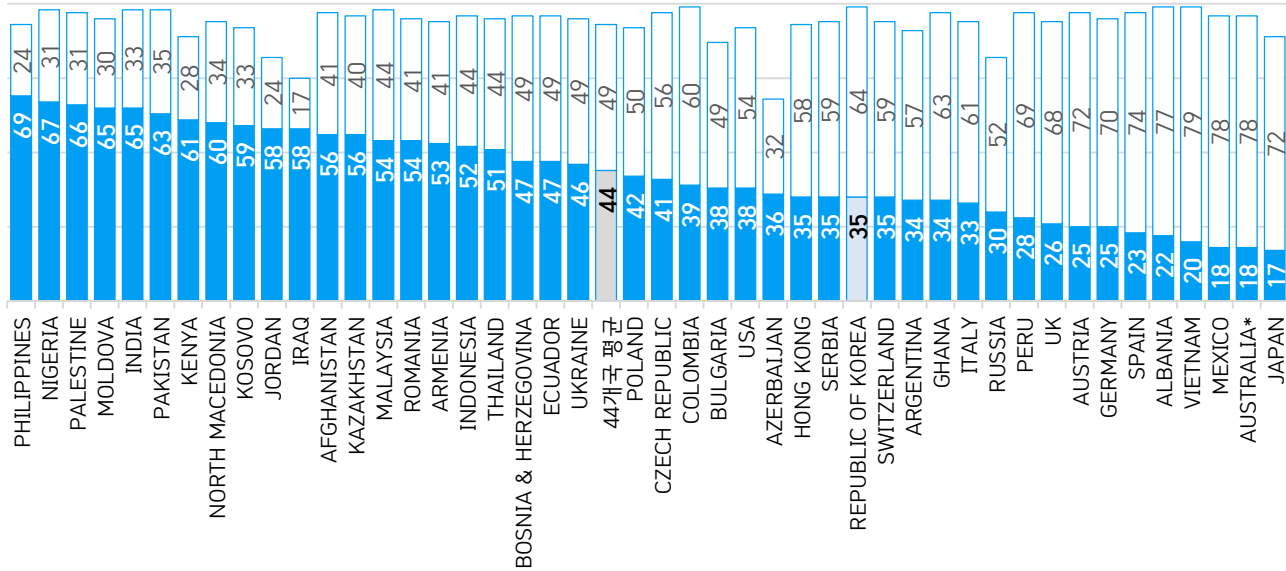
질문) 다음은 신종 코로나바이러스감염증, 즉 '코로나19'에 관한 여러 주장입니다.
각각에 대한 귀하의 생각을 답해 주십시오. (4점 척도)

2021년 11월 5~28일 한국 면접조사	사례수 (명)	(1/3) 나는 코로나19 백신이 정말 효과적인지 의심스럽다					동의한다 (A+B)
		매우 동의한다 (A)	동의하는 편 (B)	동의하지 않는 편	전혀 동의하지 않는다	모름/ 응답거절	
전체	1,500	6%	36%	41%	15%	1%	42%
성별							
남성	743	7%	37%	41%	13%	2%	44%
여성	757	5%	35%	41%	17%	1%	40%
연령별							
19~29세	251	6%	36%	43%	12%	2%	42%
30대	235	8%	33%	40%	19%	1%	41%
40대	284	7%	36%	41%	15%	1%	43%
50대	297	6%	37%	42%	14%	1%	43%
60대 이상	432	5%	38%	40%	15%	2%	43%
성/ 연령별							
남성 19~29세	132	8%	37%	42%	10%	4%	45%
남성 30대	121	10%	34%	39%	18%		44%
남성 40대	145	7%	38%	41%	12%	2%	45%
남성 50대	150	7%	35%	43%	14%	1%	42%
남성 60대 이상	196	5%	42%	39%	12%	2%	47%
여성 19~29세	120	5%	35%	44%	15%	1%	40%
여성 30대	114	6%	33%	40%	19%	1%	39%
여성 40대	140	7%	34%	40%	19%	1%	41%
여성 50대	147	5%	40%	41%	14%	1%	45%
여성 60대 이상	236	5%	35%	41%	18%	2%	40%
직업별							
농/임/어업	17	-	-	-	-	-	-
자영업	205	7%	34%	39%	18%	2%	41%
기능노무/서비스	580	5%	35%	44%	15%	1%	40%
사무/관리	299	8%	34%	39%	18%	2%	42%
전업주부	247	4%	39%	42%	13%	2%	43%
학생	72	12%	40%	35%	12%	1%	52%
무직/은퇴/기타	80	6%	47%	38%	6%	3%	53%
지역별							
서울	291	2%	24%	55%	17%	2%	26%
인천/경기	474	10%	32%	45%	12%	1%	42%
강원	46	-	-	-	-	-	-
대전/세종/충청	160	5%	56%	23%	13%	3%	61%
광주/전라	149	6%	42%	32%	19%	2%	48%
대구/경북	149	6%	33%	44%	14%	2%	39%
부산/울산/경남	231	2%	46%	32%	20%		48%

- 50사례 미만은 수치 제시하지 않음. 한국갤럽 www.gallup.co.kr

● '코로나19의 위험성이 과장되었다고 생각한다': 국가별

■ '동의한다' □ '동의하지 않는다' (%)



- 동의율 내림차순. 4점 척도. 45개국 조사. 단, 호주만 전체 평균에 포함되지 않음

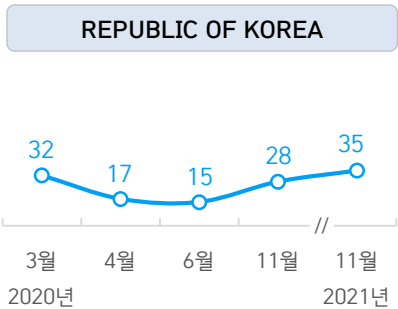
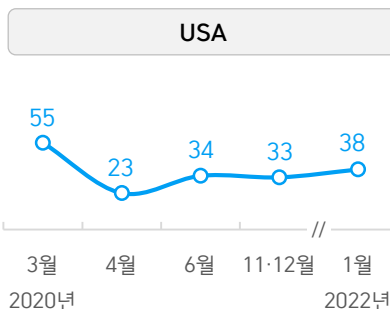
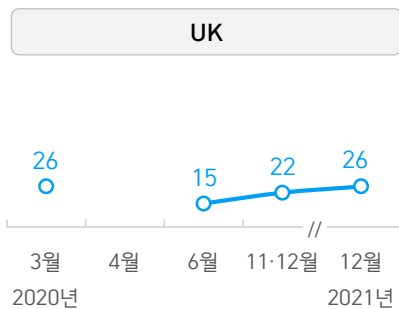
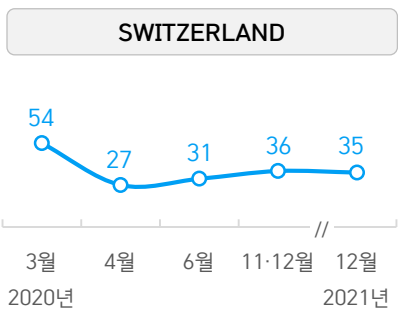
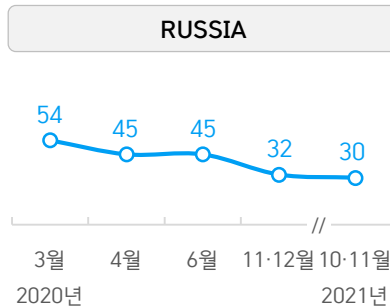
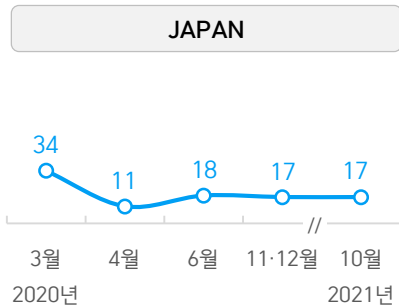
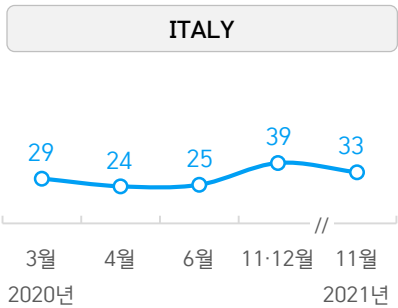
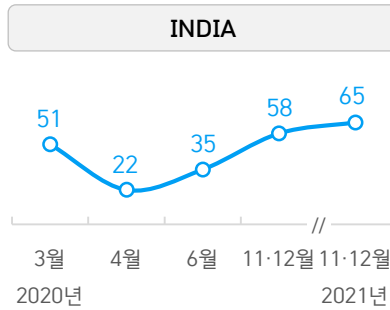
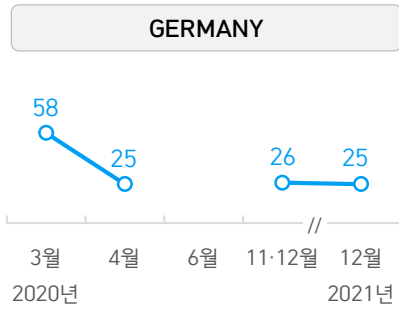
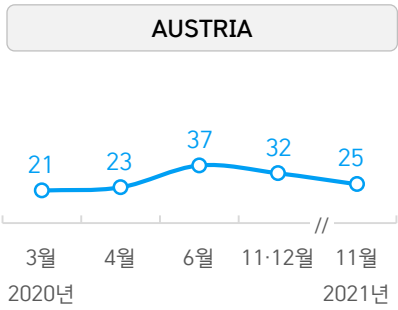
- 2021년 10~12월 Gallup Internatioanl EOY. 한국은 2021년 11월 5~28일 조사. 한국갤럽 www.gallup.co.kr

2021년 10~12월 Gallup International 다국가 비교 조사	(2/3) 코로나19의 위험성이 과장되었다고 생각한다					동의 한다 (계)
	매우 동의한다	동의하는 편	동의하지 않는 편	전혀동의 하지않음	모름/ 응답거절	
44개국 평균	18%	26%	30%	19%	6%	44%
AFGHANISTAN	32%	24%	20%	21%	3%	56%
ALBANIA	3%	19%	58%	19%	-	22%
ARGENTINA	13%	21%	37%	20%	9%	34%
ARMENIA	19%	34%	27%	14%	7%	53%
AUSTRIA	10%	15%	29%	43%	2%	25%
AZERBAIJAN	18%	18%	12%	20%	31%	36%
BOSNIA & HERZEGOVINA	13%	34%	36%	13%	5%	47%
BULGARIA	11%	27%	32%	17%	13%	38%
COLOMBIA	7%	32%	47%	13%	1%	39%
CZECH REPUBLIC	11%	30%	38%	18%	3%	41%
ECUADOR	9%	38%	30%	19%	4%	47%
GERMANY	11%	14%	24%	46%	5%	25%
GHANA	10%	24%	39%	24%	3%	34%
HONG KONG	6%	29%	39%	19%	7%	35%
INDIA	36%	29%	24%	9%	2%	65%
INDONESIA	20%	32%	37%	7%	4%	52%
IRAQ	35%	23%	17%	-	24%	58%
ITALY	7%	26%	32%	29%	6%	33%
JAPAN	3%	14%	48%	24%	11%	17%
JORDAN	28%	30%	24%	-	14%	58%
KAZAKHSTAN	13%	43%	35%	5%	5%	56%
KENYA	51%	10%	21%	7%	11%	61%
KOSOVO	30%	29%	17%	16%	8%	59%
NORTH MACEDONIA	20%	40%	28%	6%	5%	60%
MALAYSIA	18%	36%	31%	13%	1%	54%
MEXICO	7%	11%	26%	52%	3%	18%
MOLDOVA	46%	19%	10%	20%	6%	65%
NIGERIA	30%	37%	19%	12%	3%	67%
PAKISTAN	29%	34%	24%	11%	2%	63%
PALESTINE	22%	44%	23%	8%	2%	66%
PERU	7%	21%	40%	29%	3%	28%
PHILIPPINES	29%	40%	18%	6%	8%	69%
POLAND	16%	26%	34%	16%	9%	42%
ROMANIA	22%	32%	24%	17%	5%	54%
RUSSIA	10%	20%	34%	18%	17%	30%
SERBIA	12%	23%	33%	26%	6%	35%
REPUBLIC OF KOREA	4%	31%	50%	14%	1%	35%
SPAIN	7%	16%	36%	38%	4%	23%
SWITZERLAND	15%	20%	27%	32%	6%	35%
THAILAND	17%	34%	26%	18%	6%	51%
UKRAINE	18%	28%	35%	14%	5%	46%
UK	9%	17%	31%	37%	7%	26%
USA	15%	23%	23%	31%	8%	38%
VIETNAM	6%	14%	49%	30%	1%	20%
AUSTRALIA*	6%	12%	32%	46%	4%	18%

2021년 11월 5~28일 한국 면접조사	사례수 (명)	(2/3) 나는 코로나19의 위험성이 과장되었다고 생각한다					동의한다 (A+B)
		매우 동의한다 (A)	동의하는 편 (B)	동의하지 않는 편	전혀 동의하지 않는다	모름/ 응답거절	
전체	1,500	4%	31%	50%	14%	1%	35%
성별							
남성	743	4%	30%	50%	14%	1%	34%
여성	757	5%	31%	49%	14%	1%	36%
연령별							
19~29세	251	4%	30%	49%	16%	1%	34%
30대	235	5%	32%	48%	15%	0%	37%
40대	284	3%	35%	47%	13%	2%	38%
50대	297	6%	30%	49%	15%	1%	36%
60대 이상	432	4%	28%	53%	13%	2%	32%
성/ 연령별							
남성 19~29세	132	2%	35%	44%	17%	2%	37%
남성 30대	121	7%	30%	49%	13%	0%	37%
남성 40대	145	2%	33%	48%	15%	2%	35%
남성 50대	150	6%	31%	48%	16%		37%
남성 60대 이상	196	4%	26%	57%	12%	2%	30%
여성 19~29세	120	7%	23%	54%	16%	1%	30%
여성 30대	114	3%	34%	47%	16%	0%	37%
여성 40대	140	3%	38%	46%	12%	1%	41%
여성 50대	147	6%	30%	49%	14%	1%	36%
여성 60대 이상	236	4%	31%	50%	14%	2%	35%
직업별							
농/임/어업	17	-	-	-	-	-	-
자영업	205	4%	30%	50%	14%	2%	34%
기능노무/서비스	580	4%	32%	50%	14%	1%	36%
사무/관리	299	5%	32%	47%	15%	1%	37%
전업주부	247	4%	30%	49%	16%	1%	34%
학생	72	6%	26%	53%	14%	1%	32%
무직/은퇴/기타	80	6%	26%	58%	7%	3%	32%
지역별							
서울	291	2%	23%	59%	15%	1%	25%
인천/경기	474	2%	28%	55%	14%	1%	30%
강원	46	-	-	-	-	-	-
대전/세종/충청	160	8%	49%	35%	5%	3%	57%
광주/전라	149	5%	37%	38%	19%	0%	42%
대구/경북	149	9%	30%	42%	17%	3%	39%
부산/울산/경남	231	2%	30%	51%	16%	0%	32%

- 50사례 미만은 수치 제시하지 않음. 한국갤럽 www.gallup.co.kr

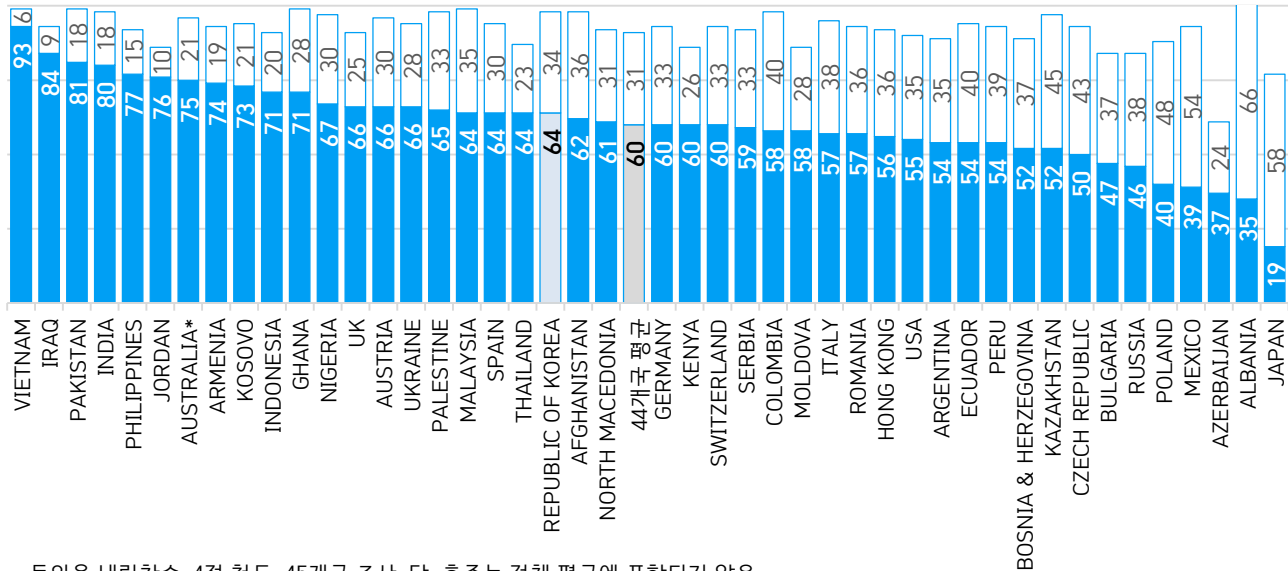
● '코로나19의 위험성은 과장되었다고 생각한다': 10개국 추이 - 2020년 3월부터 2021년 연말



- 코로나19 팬데믹 이후 Gallup International 인식 조사 4회 이상 참여국 기준 제시 / 1차: 2020년 3월 11~22일 28개국 / 2차: 4월 3~12일 18개국 / 3차: 6월 2~23일 19개국 / 4차: 2020년 말 47개국 / 5차: 2021년 말 45개국
 - 항목 동의율 제시(4점 척도, '전적으로 동의한다'+ '동의하는 편')
 - 한국은 2020년 1~3차 온라인조사, 이후 면접조사. 한국갤럽 www.gallup.co.kr

● '바이러스 확산을 막는 데 도움된다면 내 개인적 권리 일부를 기꺼이 희생할 수 있다': 국가별

■ '동의한다' □ '동의하지 않는다' (%)



- 동의율 내림차순. 4점 척도. 45개국 조사. 단, 호주는 전체 평균에 포함되지 않음

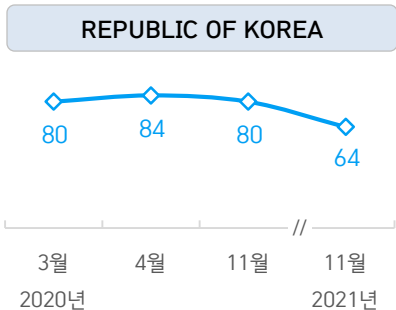
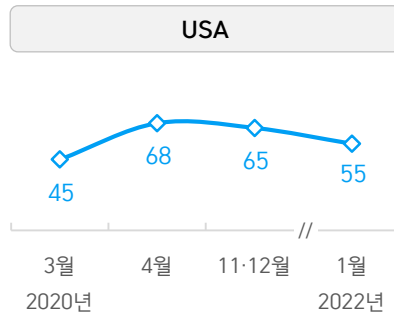
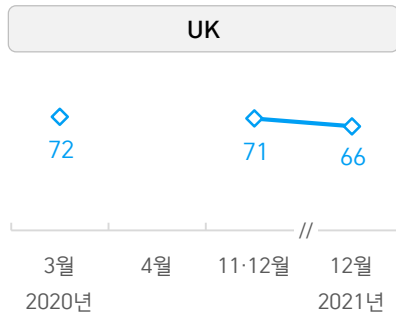
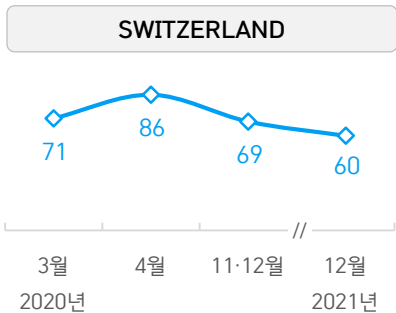
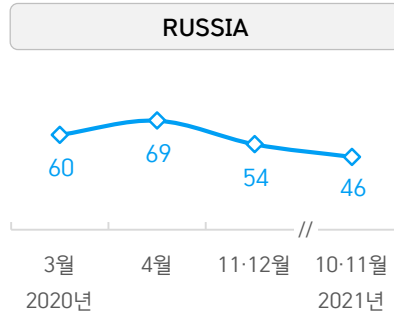
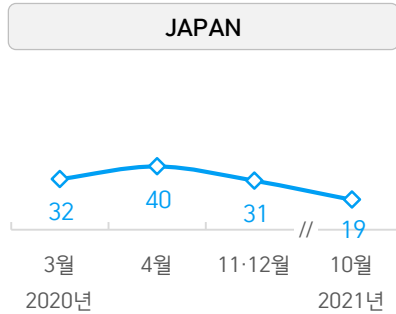
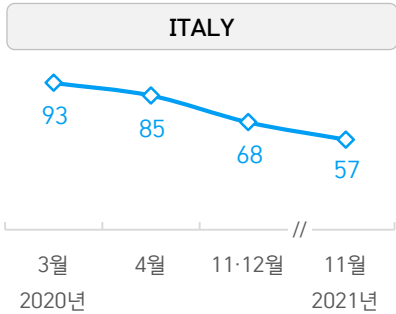
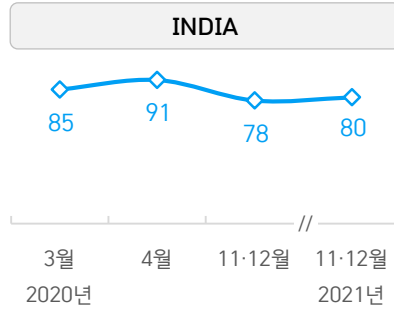
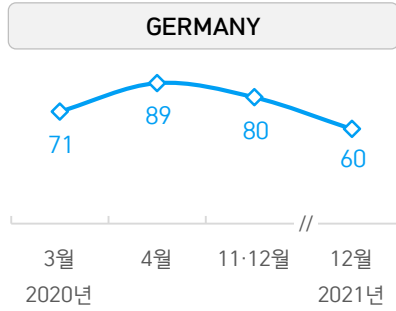
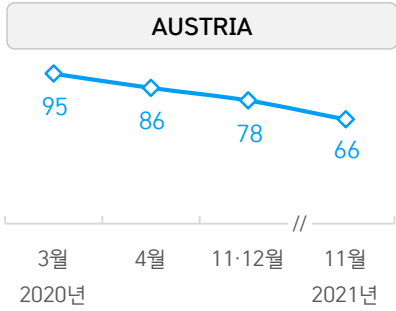
- 2021년 10~12월 Gallup Internatioanl EOY. 한국은 2021년 11월 5~28일 조사. 한국갤럽 www.gallup.co.kr

2021년 10~12월 Gallup International 다국가 비교 조사	(3/3) 방역 위해 내 개인적 권리 일부 희생할 수 있다					동의 한다 (계)
	매우 동의한다	동의하는 편	동의하지 않는 편	전혀동의 하지않음	모름/ 응답거절	
44개국 평균	23%	37%	20%	11%	8%	60%
AFGHANISTAN	34%	28%	16%	20%	2%	62%
ALBANIA	8%	27%	52%	14%	-	35%
ARGENTINA	22%	32%	24%	11%	11%	54%
ARMENIA	33%	41%	11%	8%	6%	74%
AUSTRIA	29%	37%	14%	16%	3%	66%
AZERBAIJAN	20%	17%	8%	16%	39%	37%
BOSNIA & HERZEGOVINA	9%	43%	28%	9%	10%	52%
BULGARIA	9%	38%	21%	16%	16%	47%
COLOMBIA	8%	50%	32%	8%	2%	58%
CZECH REPUBLIC	10%	40%	32%	11%	7%	50%
ECUADOR	11%	43%	27%	13%	7%	54%
GERMANY	25%	35%	15%	18%	7%	60%
GHANA	43%	28%	18%	10%	2%	71%
HONG KONG	10%	46%	24%	12%	7%	56%
INDIA	49%	31%	15%	3%	2%	80%
INDONESIA	15%	56%	17%	3%	10%	71%
IRAQ	66%	18%	9%	-	7%	84%
ITALY	16%	41%	24%	14%	6%	57%
JAPAN	1%	18%	41%	17%	23%	19%
JORDAN	34%	42%	10%	-	9%	76%
KAZAKHSTAN	8%	44%	35%	10%	4%	52%
KENYA	50%	10%	17%	9%	14%	60%
KOSOVO	45%	28%	12%	9%	6%	73%
NORTH MACEDONIA	14%	47%	22%	9%	8%	61%
MALAYSIA	19%	45%	26%	9%	1%	64%
MEXICO	16%	23%	26%	28%	7%	39%
MOLDOVA	36%	22%	8%	20%	14%	58%
NIGERIA	31%	36%	18%	12%	3%	67%
PAKISTAN	34%	47%	11%	7%	2%	81%
PALESTINE	21%	44%	25%	8%	2%	65%
PERU	12%	42%	28%	11%	8%	54%
PHILIPPINES	34%	43%	10%	5%	8%	77%
POLAND	9%	31%	29%	19%	12%	40%
ROMANIA	16%	41%	20%	16%	7%	57%
RUSSIA	10%	36%	26%	12%	17%	46%
SERBIA	20%	39%	20%	13%	9%	59%
REPUBLIC OF KOREA	7%	57%	29%	5%	2%	64%
SPAIN	20%	44%	19%	11%	6%	64%
SWITZERLAND	25%	35%	15%	18%	6%	60%
THAILAND	20%	44%	9%	14%	13%	64%
UKRAINE	18%	48%	20%	8%	6%	66%
UK	22%	44%	15%	10%	10%	66%
USA	22%	33%	17%	18%	11%	55%
VIETNAM	45%	48%	6%	-	1%	93%
AUSTRALIA*	37%	38%	11%	10%	4%	75%

2021년 11월 5~28일 한국 면접조사	사례 수 (명)	(3/3) 바이러스 확산을 막는 데 도움된다면 나는 내 개인적 권리 일부를 기꺼이 희생할 수 있다					동의한다 (A+B)
		매우 동의한다 (A)	동의하는 편 (B)	동의하지 않는 편	전혀 동의하지 않는다	모름/ 응답거절	
전체	1,500	7%	57%	29%	5%	2%	64%
성별							
남성	743	7%	55%	30%	5%	3%	62%
여성	757	7%	58%	29%	4%	2%	65%
연령별							
19~29세	251	3%	56%	33%	5%	3%	59%
30대	235	8%	57%	28%	6%	2%	65%
40대	284	6%	54%	35%	3%	2%	60%
50대	297	9%	56%	29%	5%	2%	65%
60대 이상	432	7%	60%	25%	5%	2%	67%
성/ 연령별							
남성 19~29세	132	3%	54%	34%	6%	3%	57%
남성 30대	121	10%	49%	31%	8%	2%	59%
남성 40대	145	5%	56%	32%	3%	3%	61%
남성 50대	150	8%	58%	29%	4%	1%	66%
남성 60대 이상	196	8%	57%	25%	6%	4%	65%
여성 19~29세	120	4%	57%	31%	5%	3%	61%
여성 30대	114	6%	66%	25%	3%	1%	72%
여성 40대	140	6%	51%	38%	4%	1%	57%
여성 50대	147	10%	54%	28%	6%	3%	64%
여성 60대 이상	236	7%	63%	25%	4%	1%	70%
직업별							
농/임/어업	17	-	-	-	-	-	-
자영업	205	6%	58%	28%	5%	2%	64%
기능노무/서비스	580	7%	52%	36%	4%	2%	59%
사무/관리	299	8%	58%	27%	5%	2%	66%
전업주부	247	7%	65%	22%	4%	2%	72%
학생	72	2%	58%	34%	4%	2%	60%
무직/은퇴/기타	80	6%	62%	19%	9%	4%	68%
지역별							
서울	291	2%	62%	31%	2%	2%	64%
인천/경기	474	8%	50%	32%	8%	2%	58%
강원	46	-	-	-	-	-	-
대전/세종/충청	160	3%	63%	25%	2%	6%	66%
광주/전라	149	8%	57%	30%	4%	1%	65%
대구/경북	149	9%	49%	33%	6%	3%	58%
부산/울산/경남	231	7%	68%	23%	3%		75%

- 50사례 미만은 수치 제시하지 않음. 한국갤럽 www.gallup.co.kr


● '방역을 위해 내 개인적 권리 일부를 기꺼이 희생할 수 있다': 10개국 추이 - 2020년 3월부터 2021년 연말



- 코로나19 팬데믹 이후 Gallup International 인식 조사 4회 이상 참여국 기준 제시
 / 1차: 2020년 3월 11~22일 28개국 / 2차: 4월 3~12일 18개국
 / 3차: 6월 2~23일 19개국 / 4차: 2020년 말 47개국 / 5차: 2021년 말 45개국
 - 4차 조사에서는 이 항목 묻지 않음
 - 항목 동의율 제시(4점 척도, '전적으로 동의한다'+ '동의하는 편')
 - 한국은 2020년 1~3차 온라인조사, 이후 면접조사. 한국갤럽 www.gallup.co.kr

“조사는 결코 화려하거나 스스로 빛나는
업(業)이 아니다. 사회의 명암, 좌우 대립,
빈부 문제, 정보 격차, 과거와 미래 등을
두루 살펴 매 순간 어느 한쪽으로 치우치지
않도록 스스로 경계하며 꾸준히 공부하고
탐구하는 일이다. 때로는 관행과 시류에
맞서야 하고, 때로는 비난과 질시를 묵묵히
견뎌야 한다. 어렵지만 누군가는 반드시
해야 할 일, 힘들지만 그만큼 보람된 일이다.”

조사인의 길, 박무익



한국갤럽조사연구소는 1974년 6월 박무익 회장이 설립한
한국 최초의 법인 형태 조사 전문 회사입니다.

1970년대부터 사회 주요 현안 자체 조사 결과를 발표해 왔으며,
우리 국민의 71%가 한국갤럽을 알고 있습니다.

—
한국갤럽 홈페이지 갤러리포스트 게시판을 통해 공개한 자료는
모두 한국갤럽의 자산이므로 상업적 용도의 재판매를 금지합니다.

·
기사, 논문, SNS 공유 등 재판매 이외 용도로는
누구나, 무료로, 자유롭게 인용하실 수 있습니다.

·
인용하실 때는 반드시 출처를 밝혀 주십시오.
가능하면 조사 기간, 방법, 표본크기 등 개요까지 함께 표시하실 것을 권장합니다.

·
저희는 소수점 아래 수치를 제시하지 않는 것을 원칙으로 하고 있으니,
인용하실 때도 그에 따라 주실 것을 당부합니다.

—
한국갤럽 조사에 관심 가져주셔서 고맙습니다.

- 매주 새로운 조사 결과를 전합니다: [이메일 뉴스레터 구독 신청](#) | [카카오톡채널 추가](#)
- 문의: 전화 02-3702-2100(대표)/2571/2621/2622 또는 [홈페이지 Q&A](#)
- 주소: (본관) 03167 서울시 종로구 사직로 70, (신관) 03042 서울시 종로구 자하문로 70

—
이 문서에는 네이버 나눔글꼴과 한글과컴퓨터 함초롬체를 썼습니다.

STRICTLY EMBARGOED UNTIL 23:59 (GMT) March 1st 2022

Two Years with the Pandemic:

Support for the Restrictions goes down as Doubts about the Effectiveness of Vaccines are Growing

Two years after the first cases of Covid people seem to get more accustomed to living with a pandemic. Global public opinion however seems now more critical towards the idea of sacrificing human rights (down by 10 percentage points) although willingness to sacrifice rights against the virus still prevails. The shadow of doubt in the effectiveness of the main tool to fight the disease – the vaccines – is increasing as half of the surveyed around the world are not sure if vaccines actually work. The perceptions on Covid as a threat are rather preserved in recent years.

These are some of the highlights of the new global research on attitudes towards the COVID-19 virus, conducted by Gallup International Association at the end of 2021. The survey includes 45 countries around the world and about 42 000 adult citizens. Throughout the pandemic Gallup International Association (GIA) tracked changing attitudes towards the pandemic. The results, presented below, are coming from the last wave of global research. More information for the previous waves of polling regarding the Coronavirus is available on our website: www.gallup-international.com.

Degrees of Doubt in Vaccine Effectiveness

Opinion appears to be divided on the effectiveness of the vaccines - half of those surveyed around the world have doubts whether they are really effective while 43% have no doubts.

Uncertainty towards the vaccines is most prominent in Africa (64% of the surveyed there agree or strongly agree with the statement that they have doubts that vaccines against Covid are actually effective), the Middle East, India, Asia and Russia.

The least doubtful on the vaccine's effectiveness are people in Australia (78% express no doubt on the actual effectiveness of the vaccines against coronavirus), EU (53%) and USA (51%).

This significant voice of doubt in the COVID vaccine has the potential to disrupt routine vaccine take up.

Country-wise people in Albania (86%), Ghana (73%), Philippines (68%), Kenya and Palestine (67%) and Pakistan (66%) express most doubt in the vaccines against Covid. People in Australia (78%), Spain (67%), UK (63%), Italy (61%) and Austria (58%) are most certain in vaccination effectiveness.

How Serious is the Threat?

Two years after the outbreak of the pandemic 44% around the world believe that the threat from the coronavirus is exaggerated. Near a half (49%) disagree with the statement.

Despite some countries speaking of 'living with COVID' and 'the end of restrictions' these views on the threat remain largely unchanged from two years ago.

Now the perception that the threat is exaggerated is most prominent in India (65%), the Middle East (61%), West Asia (55%), Africa (53%) and European countries outside of EU (50%).

Australia (78% disagree or strongly disagree with the statement "I believe the threat from the Coronavirus is exaggerated"), Latin America (62%), European Union (61%), East Asia (53%) and Russia (52%) are among big nations and regions that most strongly disagree that the threat is exaggerated.

At the national level people in Philippines (69% agree or strongly agree that the threat is exaggerated), Nigeria (67%), Palestine (66%), India and Moldova (65%) and Pakistan (63%) are most likely to believe the threat is exaggerated. On the other side of the scale most anxious are the attitudes in Vietnam (79% disagree or strongly disagree), Australia and Mexico (78%), Albania (77%), Spain (74%) and Japan (72%).

Rights during the Pandemic

People seem less willing to sacrifice their human rights in order to prevent the spread of the virus two years after the pandemic started, although willingness still prevails. Now 60% around the world declare that they are willing or even strongly willing to sacrifice some of their human rights if it would prevent the spreading of the disease. 31% disagree or strongly disagree. The rest hesitate in answering. A year ago, 70% of respondents worldwide stated that they are ready to give up some of their rights in the fight against Covid. A fourth opposed the idea of sacrificing their rights.

Citizens in India (80% agree or strongly agree with the statement) Australia (75%), the Middle East (75%), Africa (65%), and Asia (62% in the western part of the continent and 61% in the eastern one) are most willing to give up some of their human rights in order to prevent the spread of the virus. Most opposing the idea of sacrificing human rights are people in Latin America (40% disagree or strongly disagree), EU (35%) and USA (35%).

On a nation level Vietnam (93% agree or strongly agree), Iraq (84%), Pakistan (81%), India (80%) and Philippines (77%) are most prone to sacrifice some of their human rights in the fight against the spread of the virus. Most unwilling to give human rights up are people in Albania (66% disagree or strongly disagree), Japan (58%), Mexico (54%), Poland (48%) and Kazakhstan (45%).

Kancho Stoychev, president of GIA:

"Living with the virus is accepted as the new normal by the vast majority of the people across all continents, but support for the restrictions is declining almost everywhere. The overwhelming approval of governments, registered in the world two years ago at the beginning of the pandemic, is steadily evaporating. Vaccines are no longer perceived as the



magical salvation miracle for a majority of the global citizens and serious disappointment in that respect is registered in the developed countries where vaccination levels are high.

The pandemic crisis is not over, but the way it has been addressed so far is losing support and there are clear signs that “more of the same” is not going to work.”

Methodology:

These poll results are part of the Gallup International End of Year Survey (EoY). EoY is an annual tradition initiated by and designed under the chairmanship of Dr. George Gallup in 1977. The survey has been conducted every year since then. This year it was carried out in 45 countries around the world.

Regional coverage:

- EU Total + Switzerland – combines EU West and EU East and Switzerland
- EU West + Switzerland – Austria, Germany, Italy, Spain, UK and Switzerland
- EU East – Bulgaria, Czech Republic, Poland, Romania
- Non-EU Europe – Albania, Armenia, Bosnia-Herzegovina, Kosovo, North Macedonia, Moldova, Serbia, Ukraine
- Latin America – Argentina, Columbia, Ecuador, Mexico, Peru
- Middle East – Iraq, Jordan, Palestine
- East Asia – Hong Kong, Indonesia, Japan, Philippines, Malaysia, Republic of Korea, Thailand, Vietnam
- West Asia – Afghanistan, Azerbaijan, Kazakhstan, Pakistan, Turkey
- Africa – Nigeria, Ghana, Kenya
- USA, India, Russia and Australia are not included in any other regional category

Sample Size and Mode of Field Work:

About 42 000 persons were interviewed globally. In each country a representative sample of around 1,000 men and women was interviewed during October-December 2021 using face to face, telephone or online methods.

The margin of error for each country’s survey is +3-5% at the 95% confidence level.

Due to political, religious and sociocultural considerations, in rare cases certain questions or statements are not asked in each country.



About Gallup International

Gallup International Association (GIA) is the leading global independent association in market research and polling.

For 75 years Gallup International members have demonstrated their expert ability to conduct multi-country surveys on a comparable basis and deliver the highest quality. Our more than 100 members and partners are carefully selected by the Association Board and are leading national institutes with a profound local knowledge of research methods and techniques, statistical sources, and the customs and culture factors affecting research. With only one member agency per country, members work together on a daily basis to share knowledge, new research techniques and tools, as well as to provide the most appropriate solutions to international research projects and provide world-class service our clients.

For more information:

Kancho Stoychev (in Sofia), +359 88 8611025

Johnny Heald (in London), +44 7973 600308

David Jodice (in Washington), +1 703 424 5757

Dr. Andrey Milekhin (in Moscow), +7 903 136 8068

Dr. Munqith Dagher (in Baghdad) +962 7 9967 2229

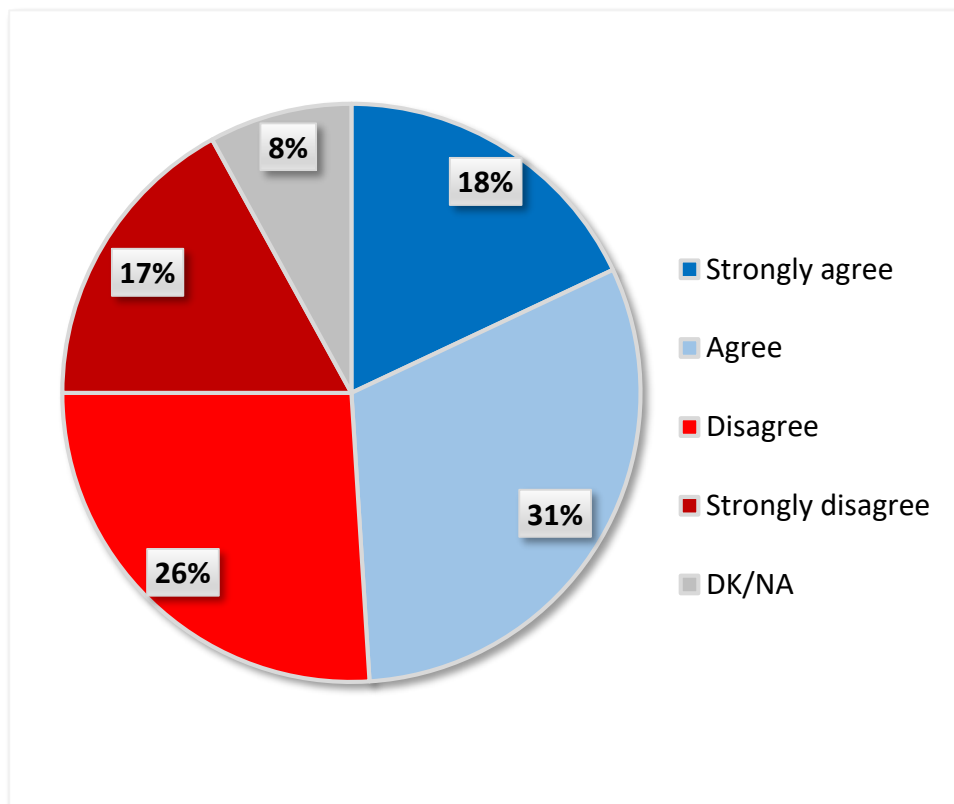
Steven Kang (in Seoul), +82-2-3702-2550

Antonio Asencio Guillen (in Madrid) +34 608191334

For further details see website: www.gallup-international.com

Disclaimer: Gallup International Association or its members are not related to Gallup Inc., headquartered in Washington D.C. which is no longer a member of Gallup International Association. Gallup International Association does not accept responsibility for opinion polling other than its own. We require that our surveys be credited fully as Gallup International (not Gallup or Gallup Poll).

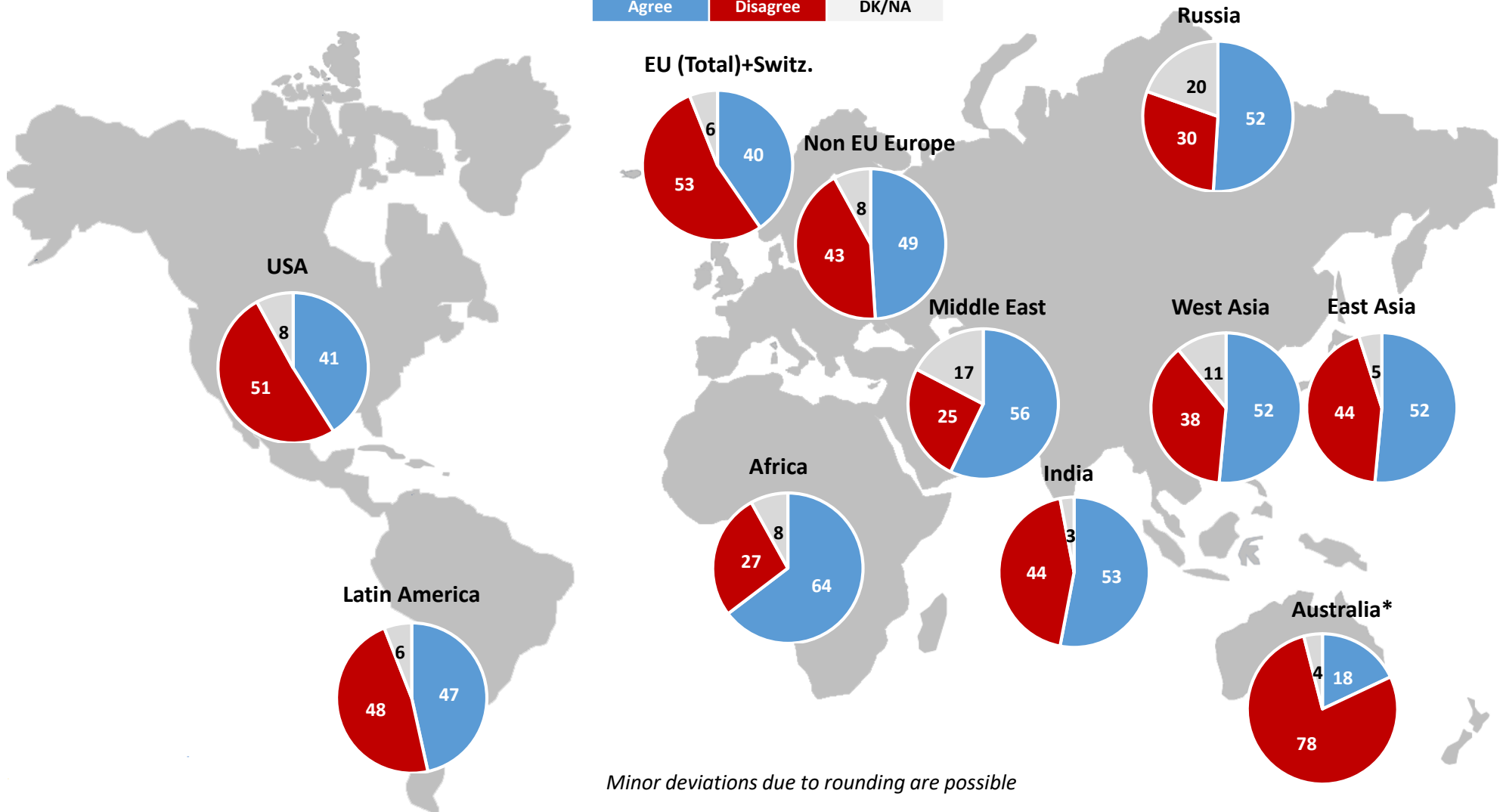
**Thinking specifically about the Coronavirus (COVID-19) how strongly do you agree or disagree with each of the following statement:
“I have doubts that/whether the vaccines against Coronavirus are really effective”**



TOP 5 “AGREE” (“STRONGLY AGREE” PLUS “AGREE”)	
ALBANIA	86%
GHANA	73%
PHILIPPINES	68%
KENYA, PALESTINE	67%
PAKISTAN	66%
TOP 5 “DISAGREE” (“STRONGLY DISAGREE” PLUS “DISAGREE”)	
AUSTRALIA	78%
SPAIN	67%
UK	63%
ITALY	61%
AUSTRIA	58%

**Thinking specifically about the Coronavirus (COVID-19) how strongly do you agree or disagree with each of the following statement:
“I have doubts that/whether the vaccines against Coronavirus are really effective”**

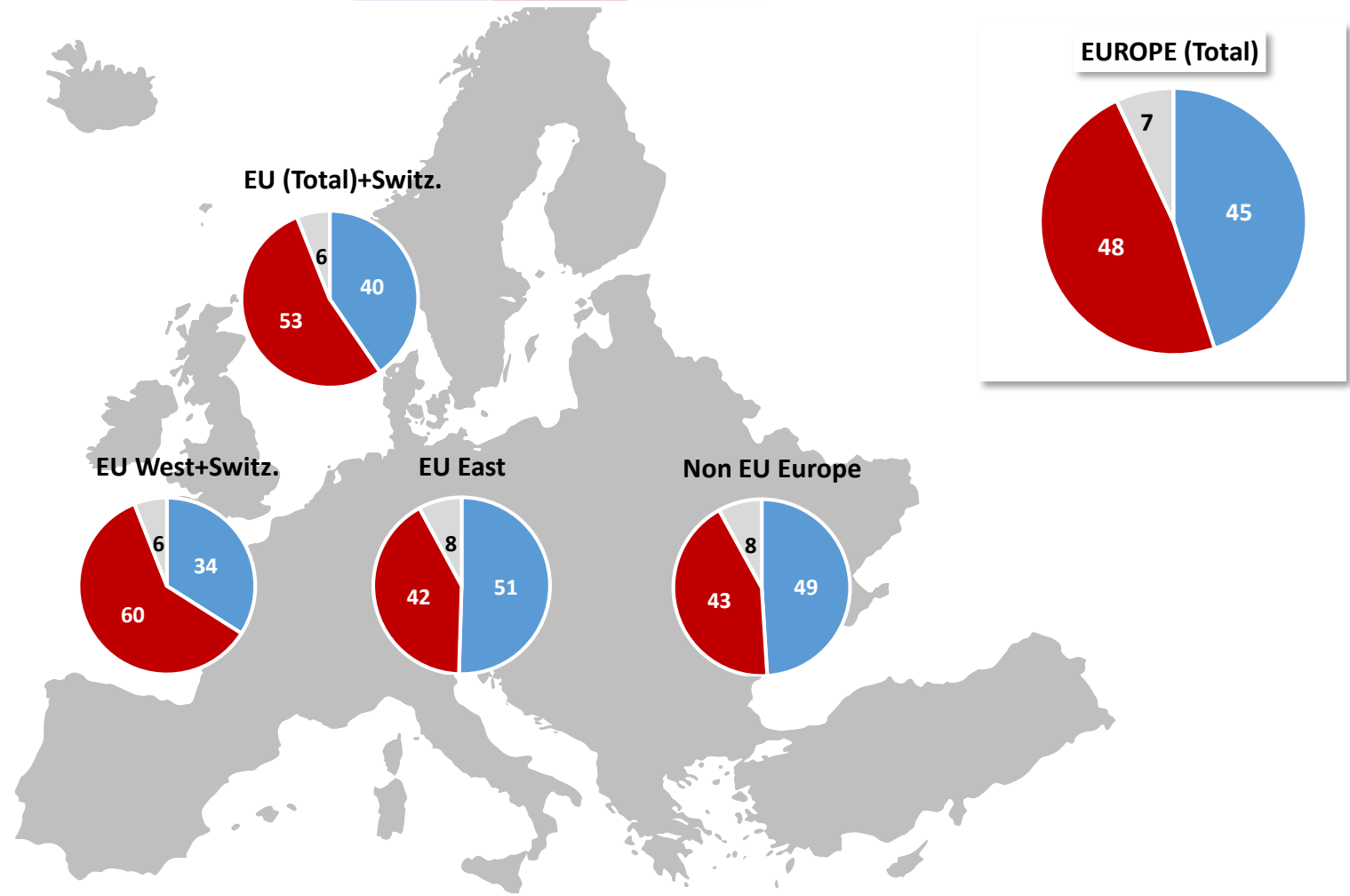
Agree Disagree DK/NA



*Australian results are quoted in charts/tables, but not included in Global Average calculations (survey data base not available)

Thinking specifically about the Coronavirus (COVID-19) how strongly do you agree or disagree with each of the following statement:
“I have doubts that/whether the vaccines against Coronavirus are really effective”

Agree Disagree DK/NA



Minor deviations due to rounding are possible

“I have doubts that/whether the vaccines against Coronavirus are really effective”

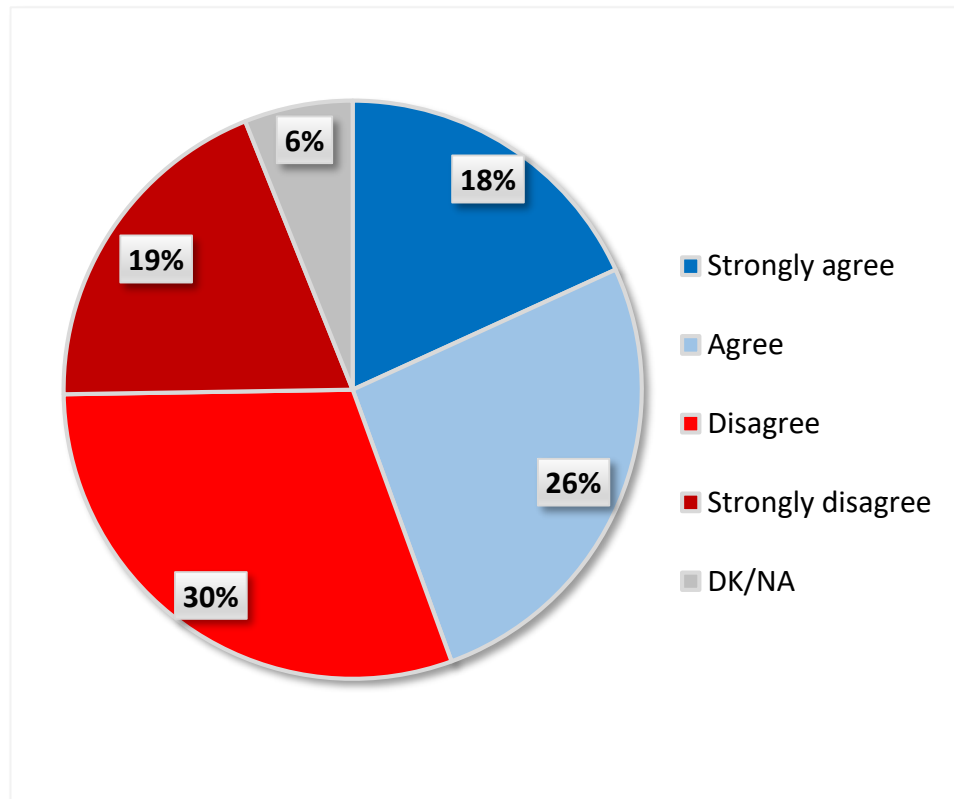
(Countries presented in alphabetical order)

Country	Strongly agree	Agree	Disagree	Strongly disagree	DK/NA	Country	Strongly agree	Agree	Disagree	Strongly disagree	DK/NA
Total	18%	31%	26%	17%	8%	KENYA	49%	18%	13%	7%	13%
AFGHANISTAN	27%	23%	21%	25%	3%	KOSOVO	22%	25%	19%	25%	10%
ALBANIA	6%	80%	14%	1%	-	NORTH MACEDONIA	12%	37%	33%	10%	8%
ARGENTINA	22%	24%	27%	16%	11%	MALAYSIA	18%	46%	24%	11%	1%
ARMENIA	15%	29%	26%	15%	15%	MEXICO	16%	28%	22%	30%	5%
AUSTRALIA*	7%	11%	30%	48%	4%	MOLDOVA	34%	19%	15%	25%	7%
AUSTRIA	17%	21%	23%	35%	4%	NIGERIA	23%	32%	26%	13%	6%
AZERBAIJAN	15%	15%	10%	23%	36%	PAKISTAN	23%	43%	17%	10%	8%
B&H	16%	28%	27%	17%	12%	PALESTINE	27%	40%	26%	5%	2%
BULGARIA	22%	39%	17%	10%	12%	PERU	11%	35%	35%	14%	6%
COLOMBIA	8%	45%	32%	14%	1%	PHILIPPINES	22%	46%	15%	9%	8%
CZECH REPUBLIC	11%	33%	37%	15%	4%	POLAND	21%	29%	28%	15%	8%
ECUADOR	7%	38%	34%	16%	4%	ROMANIA	21%	32%	20%	21%	7%
GERMANY	16%	21%	21%	36%	7%	RUSSIA	23%	29%	17%	13%	20%
GHANA	44%	29%	15%	8%	5%	SERBIA	15%	27%	30%	22%	6%
HONG KONG	18%	42%	24%	11%	5%	REPUBLIC OF KOREA	6%	36%	41%	15%	1%
INDIA	28%	25%	24%	20%	3%	SPAIN	11%	18%	30%	37%	5%
INDONESIA	10%	41%	34%	10%	5%	SWITZERLAND	17%	23%	22%	32%	6%
IRAQ	30%	25%	22%	-	24%	THAILAND	15%	46%	20%	14%	6%
ITALY	9%	25%	33%	28%	5%	UKRAINE	19%	30%	27%	17%	7%
JAPAN	7%	26%	40%	13%	13%	UK	9%	19%	33%	30%	8%
JORDAN	18%	31%	25%	-	23%	USA	16%	25%	22%	29%	8%
KAZAKHSTAN	10%	40%	37%	7%	5%	VIETNAM	12%	36%	36%	15%	1%

Minor deviations due to rounding are possible.

*Australian results are quoted in charts/tables, but not included in Global Average calculations (survey data base not available)

**Thinking specifically about the Coronavirus (COVID-19) how strongly do you agree or disagree with each of the following statement:
“I believe the threat from the Coronavirus is exaggerated”**



**TOP 5 “AGREE”
 (“STRONGLY AGREE” PLUS “AGREE”)**

PHILIPPINES – 69%

NIGERIA – 67%

PALESTINE – 66%

INDIA, MOLDOVA – 65%

PAKISTAN – 63%

**TOP 5 “DISAGREE”
 (“STRONGLY DISAGREE” PLUS
 “DISAGREE”)**

VIETNAM – 79%

AUSTRALIA, MEXICO – 78%

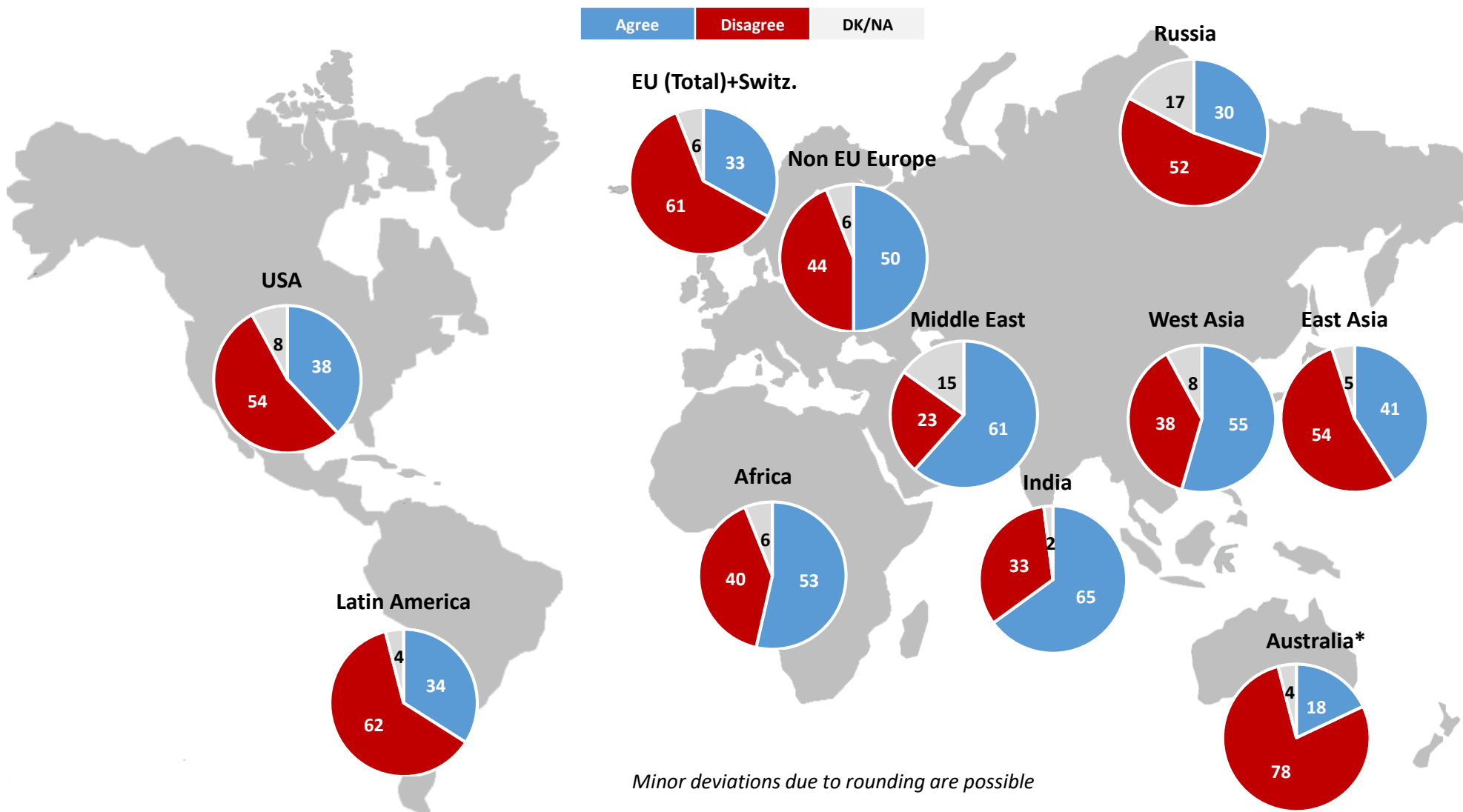
ALBANIA – 77%

SPAIN – 74%

JAPAN – 72%

Minor deviations due to rounding are possible

**Thinking specifically about the Coronavirus (COVID-19) how strongly do you agree or disagree with each of the following statement:
“I believe the threat from the Coronavirus is exaggerated”**

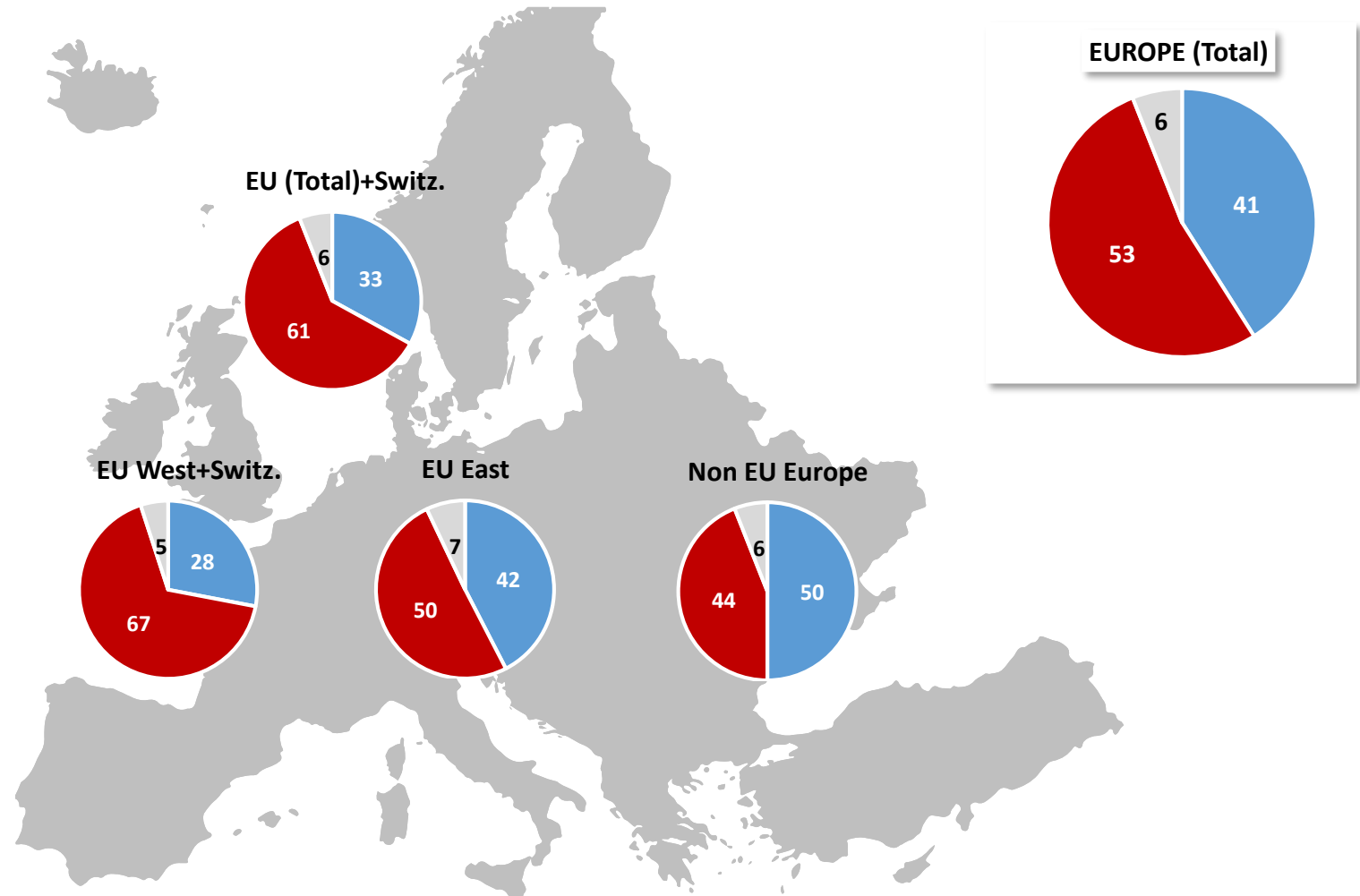


Minor deviations due to rounding are possible

*Australian results are quoted in charts/tables, but not included in Global Average calculations (survey data base not available)

**Thinking specifically about the Coronavirus (COVID-19) how strongly do you agree or disagree with each of the following statement:
"I believe the threat from the Coronavirus is exaggerated"**

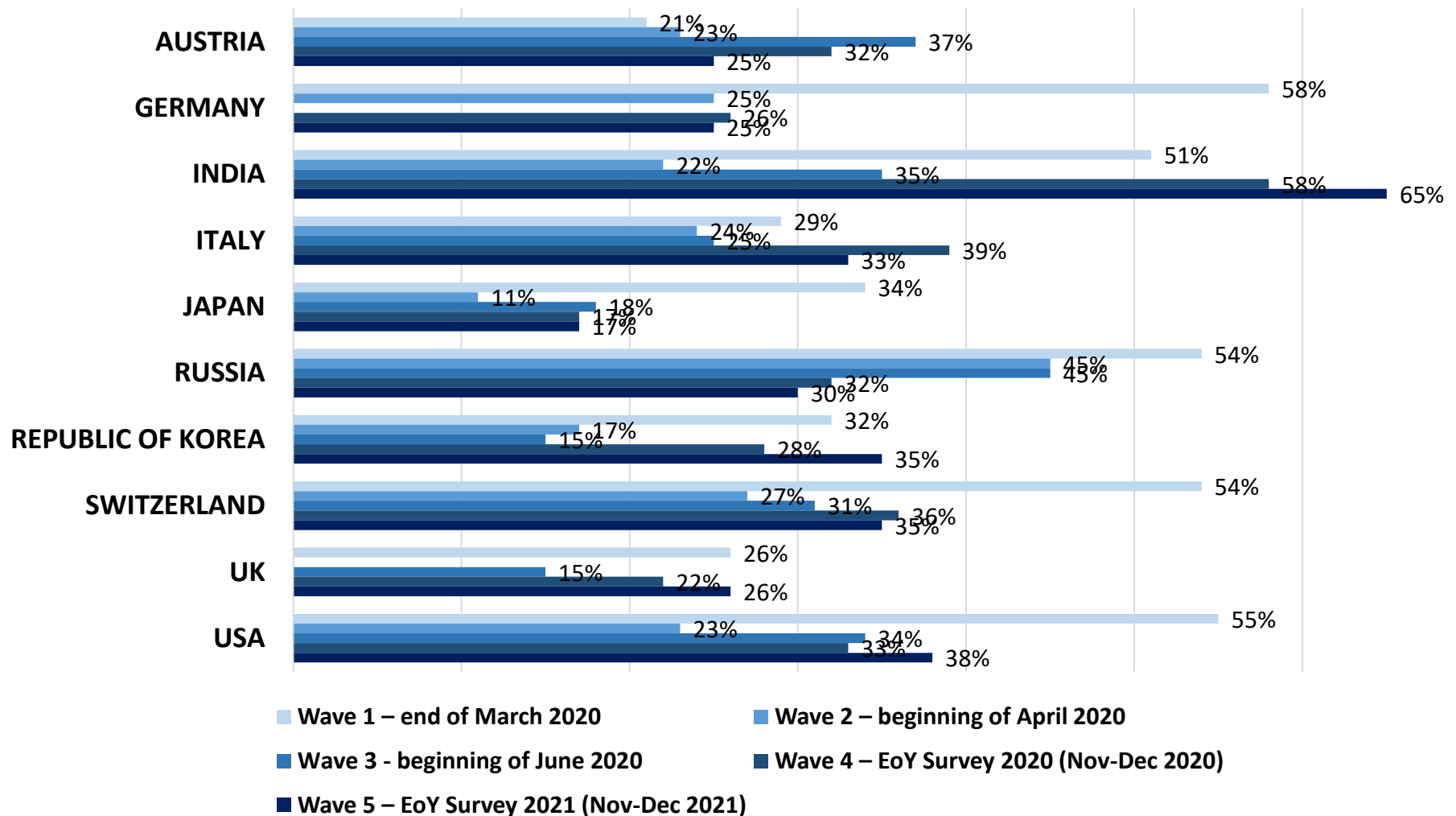
Agree Disagree DK/NA



Minor deviations due to rounding are possible

Trends in attitudes in some important countries, that took part in most waves of polling:

“I believe the threat from the Coronavirus is exaggerated”
(answers “Agree” + “Strongly agree”)



Minor deviations due to rounding are possible

“I believe the threat from the Coronavirus is exaggerated”

(Countries presented in alphabetical order)

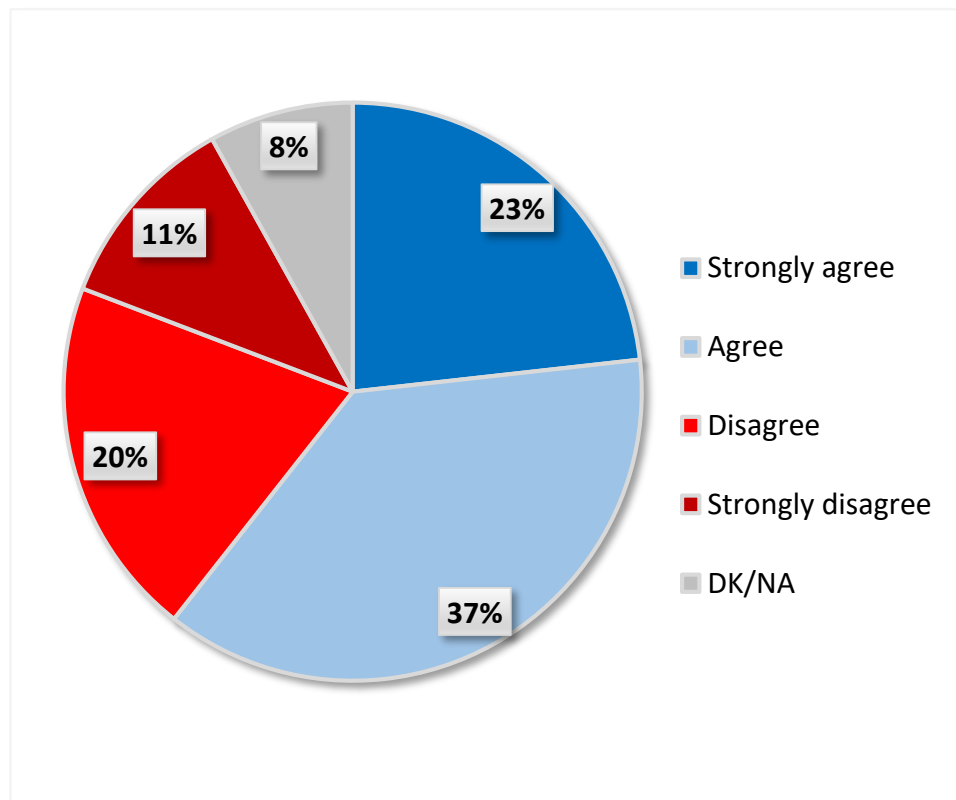
Country	Strongly agree	Agree	Disagree	Strongly disagree	DK/NA	Country	Strongly agree	Agree	Disagree	Strongly disagree	DK/NA
Total	18%	26%	30%	19%	6%	KENYA	51%	10%	21%	7%	11%
AFGHANISTAN	32%	24%	20%	21%	3%	KOSOVO	30%	29%	17%	16%	8%
ALBANIA	3%	19%	58%	19%	*	NORTH MACEDONIA	20%	40%	28%	6%	5%
ARGENTINA	13%	21%	37%	20%	9%	MALAYSIA	18%	36%	31%	13%	1%
ARMENIA	19%	34%	27%	14%	7%	MEXICO	7%	11%	26%	52%	3%
AUSTRALIA*	6%	12%	32%	46%	4%	MOLDOVA	46%	19%	10%	20%	6%
AUSTRIA	10%	15%	29%	43%	2%	NIGERIA	30%	37%	19%	12%	3%
AZERBAIJAN	18%	18%	12%	20%	31%	PAKISTAN	29%	34%	24%	11%	2%
B&H	13%	34%	36%	13%	5%	PALESTINE	22%	44%	23%	8%	2%
BULGARIA	11%	27%	32%	17%	13%	PERU	7%	21%	40%	29%	3%
COLOMBIA	7%	32%	47%	13%	1%	PHILIPPINES	29%	40%	18%	6%	8%
CZECH REPUBLIC	11%	30%	38%	18%	3%	POLAND	16%	26%	34%	16%	9%
ECUADOR	9%	38%	30%	19%	4%	ROMANIA	22%	32%	24%	17%	5%
GERMANY	11%	14%	24%	46%	5%	RUSSIA	10%	20%	34%	18%	17%
GHANA	10%	24%	39%	24%	3%	SERBIA	12%	23%	33%	26%	6%
HONG KONG	6%	29%	39%	19%	7%	REPUBLIC OF KOREA	4%	31%	50%	14%	1%
INDIA	36%	29%	24%	9%	2%	SPAIN	7%	16%	36%	38%	4%
INDONESIA	20%	32%	37%	7%	4%	SWITZERLAND	15%	20%	27%	32%	6%
IRAQ	35%	23%	17%	-	24%	THAILAND	17%	34%	26%	18%	6%
ITALY	7%	26%	32%	29%	6%	UKRAINE	18%	28%	35%	14%	5%
JAPAN	3%	14%	48%	24%	11%	UK	9%	17%	31%	37%	7%
JORDAN	28%	30%	24%	-	14%	USA	15%	23%	23%	31%	8%
KAZAKHSTAN	13%	43%	35%	5%	5%	VIETNAM	6%	14%	49%	30%	1%

Minor deviations due to rounding are possible.

*Australian results are quoted in charts/tables, but not included in Global Average calculations (survey data base not available)

Thinking specifically about the Coronavirus (COVID-19) how strongly do you agree or disagree with each of the following statement:

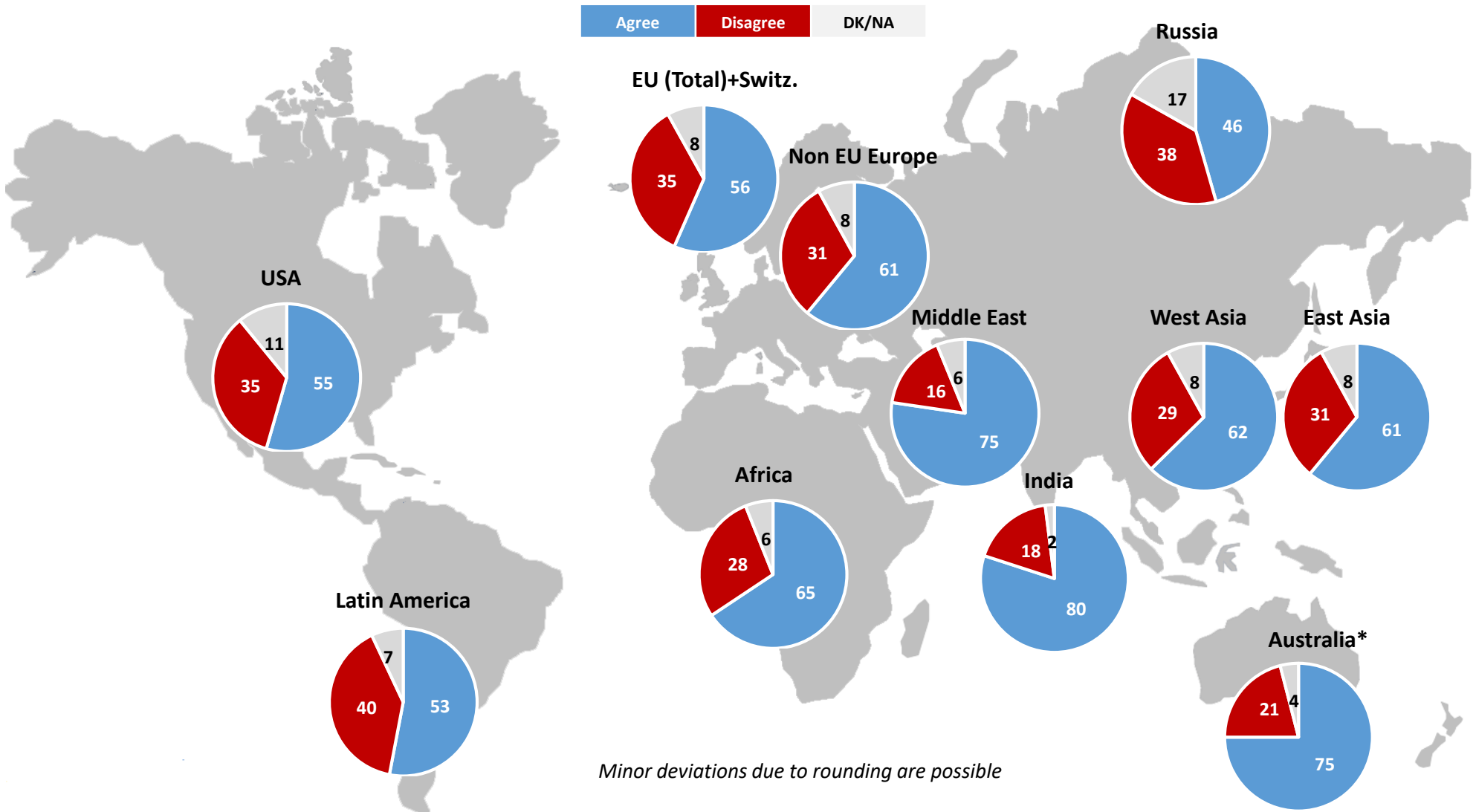
“I am willing to sacrifice some of my human rights if it helps prevent the spread of the virus”



TOP 5 “AGREE” (“STRONGLY AGREE” PLUS “AGREE”)	
VIETNAM	93%
IRAQ	84%
PAKISTAN	81%
INDIA	80%
PHILIPPINES	77%
TOP 5 “DISAGREE” (“STRONGLY DISAGREE” PLUS “DISAGREE”)	
ALBANIA	66%
JAPAN	58%
MEXICO	54%
POLAND	48%
KAZAKHSTAN	45%

Minor deviations due to rounding are possible

**Thinking specifically about the Coronavirus (COVID-19) how strongly do you agree or disagree with each of the following statement:
“I am willing to sacrifice some of my human rights if it helps prevent the spread of the virus”**

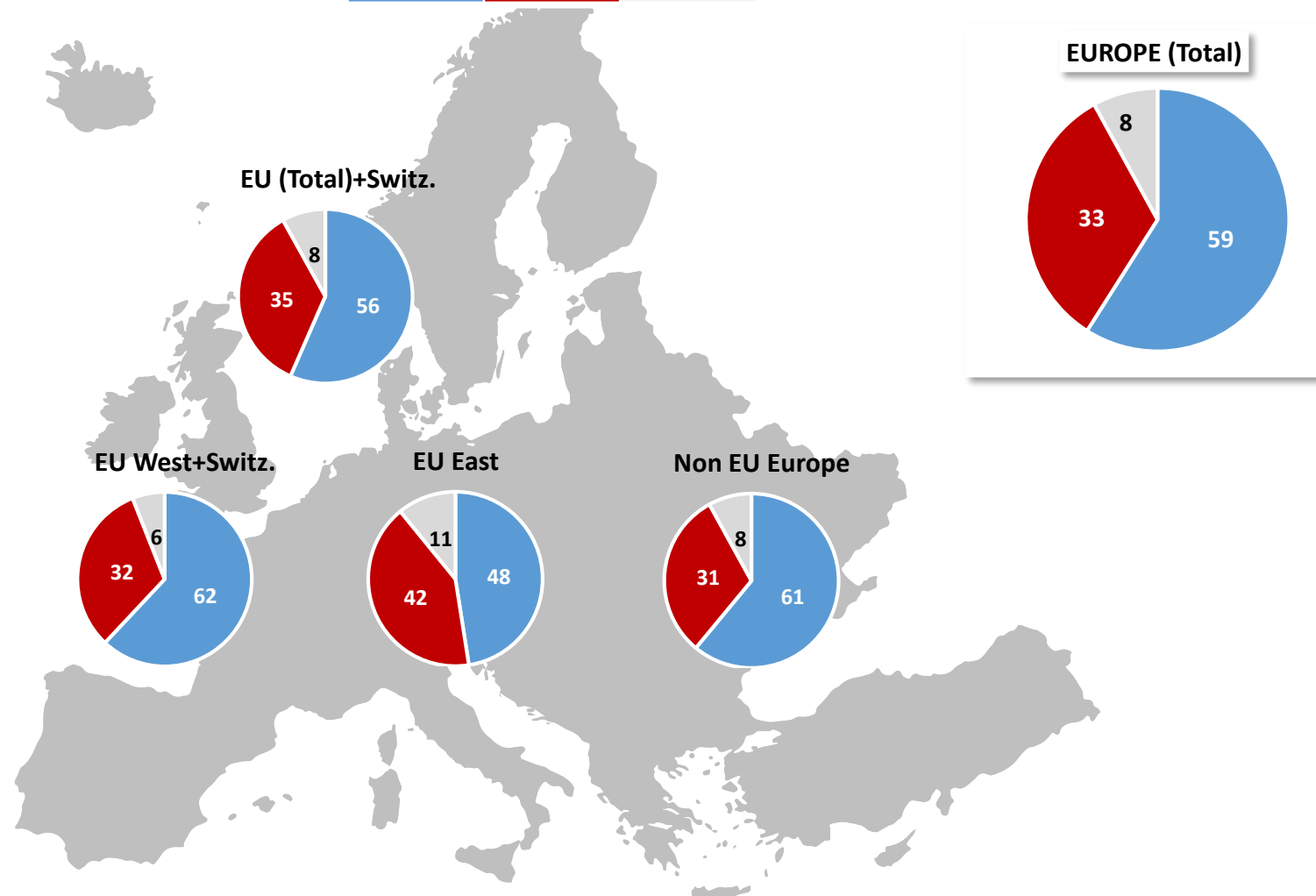


Minor deviations due to rounding are possible

*Australian results are quoted in charts/tables, but not included in Global Average calculations (survey data base not available)

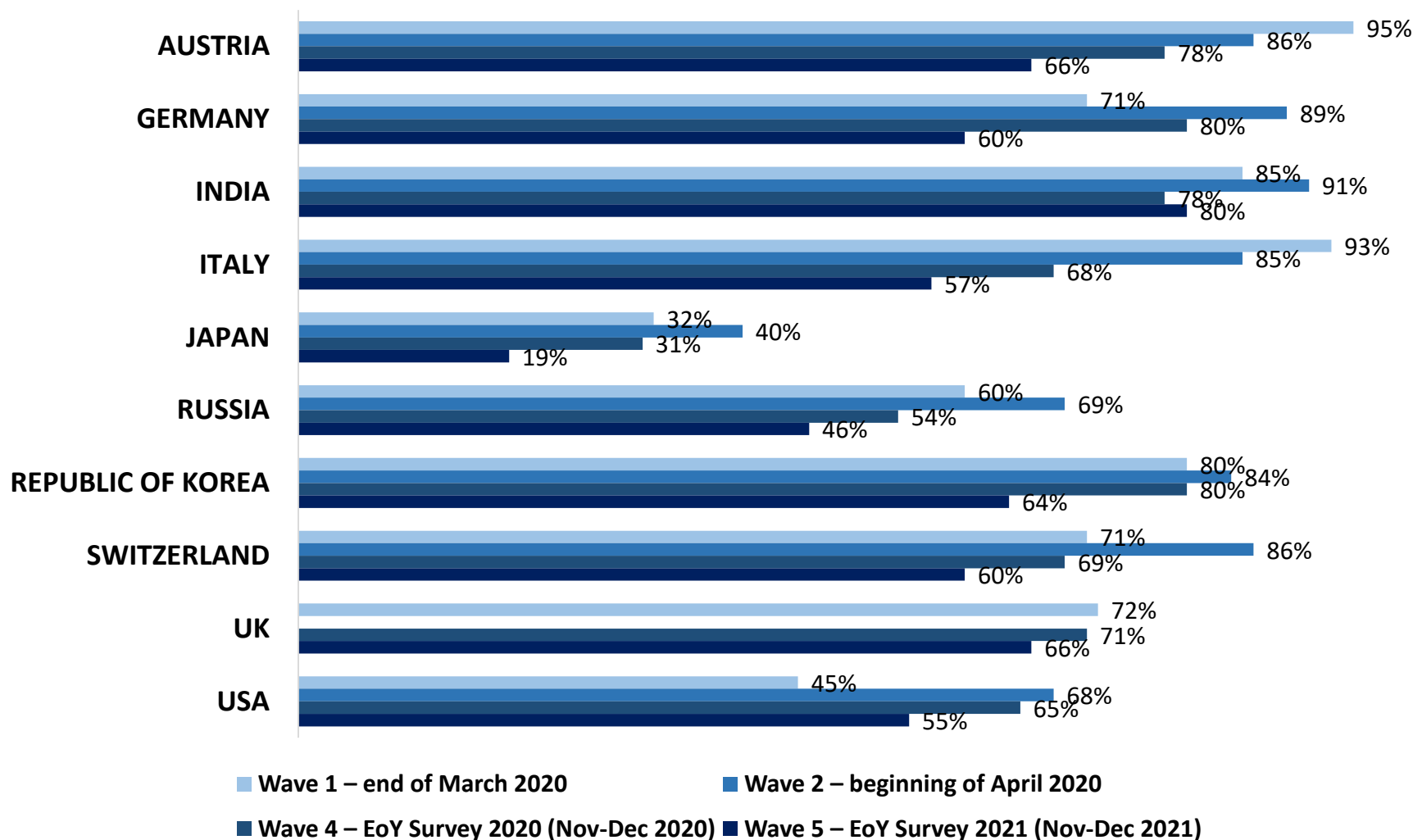
Thinking specifically about the Coronavirus (COVID-19) how strongly do you agree or disagree with each of the following statement:
“I am willing to sacrifice some of my human rights if it helps prevent the spread of the virus”

Agree Disagree DK/NA



Minor deviations due to rounding are possible

Trends in attitudes in some important countries, that took part in most waves of polling:
“I am willing to sacrifice some of my human rights if it helps prevent the spread of the virus”
(answers “Agree” + “Strongly agree”)



Minor deviations due to rounding are possible

“I am willing to sacrifice some of my human rights if it helps prevent the spread of the virus”

(Countries presented in alphabetical order)

Country	Strongly agree	Agree	Disagree	Strongly disagree	DK/NA	Country	Strongly agree	Agree	Disagree	Strongly disagree	DK/NA
Total	23%	37%	20%	11%	8%	KENYA	50%	10%	17%	9%	14%
AFGHANISTAN	34%	28%	16%	20%	2%	KOSOVO	45%	28%	12%	9%	6%
ALBANIA	8%	27%	52%	14%	-	NORTH MACEDONIA	14%	47%	22%	9%	8%
ARGENTINA	22%	32%	24%	11%	11%	MALAYSIA	19%	45%	26%	9%	1%
ARMENIA	33%	41%	11%	8%	6%	MEXICO	16%	23%	26%	28%	7%
AUSTRALIA*	37%	38%	11%	10%	4%	MOLDOVA	36%	22%	8%	20%	14%
AUSTRIA	29%	37%	14%	16%	3%	NIGERIA	31%	36%	18%	12%	3%
AZERBAIJAN	20%	17%	8%	16%	39%	PAKISTAN	34%	47%	11%	7%	2%
B&H	9%	43%	28%	9%	10%	PALESTINE	21%	44%	25%	8%	2%
BULGARIA	9%	38%	21%	16%	16%	PERU	12%	42%	28%	11%	8%
COLOMBIA	8%	50%	32%	8%	2%	PHILIPPINES	34%	43%	10%	5%	8%
CZECH REPUBLIC	10%	40%	32%	11%	7%	POLAND	9%	31%	29%	19%	12%
ECUADOR	11%	43%	27%	13%	7%	ROMANIA	16%	41%	20%	16%	7%
GERMANY	25%	35%	15%	18%	7%	RUSSIA	10%	36%	26%	12%	17%
GHANA	43%	28%	18%	10%	2%	SERBIA	20%	39%	20%	13%	9%
HONG KONG	10%	46%	24%	12%	7%	REPUBLIC OF KOREA	7%	57%	29%	5%	2%
INDIA	49%	31%	15%	3%	2%	SPAIN	20%	44%	19%	11%	6%
INDONESIA	15%	56%	17%	3%	10%	SWITZERLAND	25%	35%	15%	18%	6%
IRAQ	66%	18%	9%	-	7%	THAILAND	20%	44%	9%	14%	13%
ITALY	16%	41%	24%	14%	6%	UKRAINE	18%	48%	20%	8%	6%
JAPAN	1%	18%	41%	17%	23%	UK	22%	44%	15%	10%	10%
JORDAN	34%	42%	10%	-	9%	USA	22%	33%	17%	18%	11%
KAZAKHSTAN	8%	44%	35%	10%	4%	VIETNAM	45%	48%	6%	*	1%

Minor deviations due to rounding are possible.

*Australian results are quoted in charts/tables, but not included in Global Average calculations (survey data base not available)

End of Year Survey 2021 Participants

(GIA members and partners presented in alphabetical order by country)

Country	Vendor Company	Sample size	Method	Fieldwork	Universe
AFGHANISTAN	Company: ACSOR-Surveys	1024	CATI	13–16 October 2021	18+, National
ALBANIA	Index Kosova	501	F2F	November 2021	18+, National
ARGENTINA	Voices!	821	CAWI	11-24 November 2021	18+, National
ARMENIA	MPG LLC	1001	CATI	16-27 November 2021	18+, National
AUSTRALIA	Roy Morgan	1184	Online	25-28 November 2021	18+, National
AUSTRIA	Das Österreichische Gallup Institut GmbH	1000	CAWI	14-20 November 2021	14+, National
AZERBAIJAN	SIAR Research and Consulting Group	500	Telephone	01-10 December 2021	18+, National
BOSNIA&HERZEGOVINA	Mareco Index Bosnia	1000	Online	01-21 November 2021	18+, National
BULGARIA	Gallup International Balkan	803	F2F	28 Oct - 05 Nov 2021	18+, National
COLOMBIA	Centro Nacional de Consultoría	775	CATI	10 Nov - 10 Dec 2021	18+, National
CZECH REPUBLIC	Mareco IVP	1000	F2F	October 2021	18+, National
ECUADOR	CEDATOS	730	F2F	01-09 December 2021	16+, Urban
GERMANY	GIA	1000	Online	01-10 December 2021	16+, National
GHANA	Positive Insights	1000	F2F	25 Oct - 26 Nov 2021	18+, National
HONG KONG	CSG	524	Online	19-30 November 2021	18+, cities
INDIA	Convergent	1124	F2F/Telephone	Nov-Dec 2021	18+, 12 Major Cities
INDONESIA	Deka	689	Online	08 Nov- 12 Dec 2021	18+, National
IRAQ	IACSS	1000	F2F	03-22 November 2021	18-81, Urban
ITALY	DOXA	1046	F2F	15-28 November 2021	15+, National
JAPAN	Nippon Research Center	1154	F2F	02-14 October 2021	18-79, National
JORDAN	Infographic Market Research (IMR)	885	CATI	03-21 December 2021	18-75, National
KAZAKHSTAN	BISAM - CENTRAL ASIA	493	CATI	December 2021	18+, National
KENYA	Mind Pulse	1000	F2F	Nov-Dec 2021	18+, Major Cities

Please note that due to political, religious and sociocultural considerations, in rare cases certain questions or statements are not asked in each country.

End of Year Survey 2021 Participants

(GIA members and partners presented in alphabetical order by country)

Country	Vendor Company	Sample size	Method	Fieldwork	Universe
KOSOVO	Index Kosova	953	CATI	November 2021	18+, National
NORTH MACEDONIA	BRIMA	1210	F2F	15-30 November 2021	18+, National
MALAYSIA	Central Force	1002	CATI	Oct-Nov 2021	18+, National (mobile)
MEXICO	BRAIN	501	Online	October 2021	18-64, 3 Major Cities
MOLDOVA	CBS-Research	1205	CATI	06-12 October 2021	18+, National
NIGERIA	Market Trends International	1000	F2F	Oct - Nov 2021	18+, National
PAKISTAN	Gallup Pakistan	1000	CATI	22 Oct - 03 Nov 2021	18+, National
PALESTINE	PCPO	770	F2F	December 2021	18+, National
PERU	DATUM Internacional	1000	Online	24 Sep-05 Oct 2021	18-70, Urban
PHILIPPINES	PSRC	1000	F2F	12 Nov-08 Dec 2021	18-65, National
POLAND	Mareco Polska	1009	F2F	06-20 October 2021	18+, National
ROMANIA	Kantar	500	CAWI	October	18-64, National
RUSSIA	ROMIR	960	Online	25 Oct-05 Nov 2021	18+, Cities 10,000+
SERBIA	TMG Insights	1009	F2F	04 Oct-07 Nov 2021	18+, National
REPUBLIC OF KOREA	Gallup Korea	1500	F2F	05-28 November 2021	19+, National
SPAIN	SIGMA DOS	900	CAWI	October 2021	18, National
SWITZERLAND	Gallup AG Switzerland	1000	Online	01-10 December 2021	16+, National
THAILAND	Infosearch Limited	600	F2F	08-28 November 2021	18+, National
UKRAINE	ROMIR & Kyiv International Institute of Sociology and Democratic Initiatives Foundation	2003	CATI	02-11 November	18+, National
UK	ORB International	1051	Online	06-10 December 2021	18+, National
USA	Survey Monkey	1032	Online	13 January 2022	18+, National
VIETNAM	Indochina Research	601	F2F	26 Oct-10 Nov 2021	18-64, 4 Major Cities

Please note that due to political, religious and sociocultural considerations, in rare cases certain questions or statements are not asked in each country.