

4대 강국 국제 정책 인식

Gallup International End of Year Survey 다국가 비교 조사

미국, 러시아, 중국, EU 각각의 국제 정책에 관한 세계인의 시선 | 최근 4년간 비교

세계 조사 개요

2021년 10~12월 45개국 성인 총 42,060명 전화/온라인/면접조사(주제별 참여국 상이)

한국 조사 개요

- 조사기간: 2021년 11월 5~28일
- 표본추출: 층화 집락 확률 비례 추출
- 응답방식: 면접조사원 인터뷰
- 조사대상: 전국(제주 제외) 만 19세 이상 1,500명
- 표본오차: $\pm 2.5\%$ 포인트(95% 신뢰수준)
- 응답률: 28%(총 접촉 5,394명 중 1,500명 응답 완료)
- 의뢰처: 한국갤럽-Gallup International 자체 조사

응답자 특성표

주요 분석 단위별 표본오차(95% 신뢰수준 기준)와 성/연령/직업/지역과 연령 분포 구성입니다. 2021년 7월 행정안전부 주민등록인구 기준 7개 권역/성/연령별 셀 가중 결과

한국 응답자 특성표 2021년 11월 5~28일 면접조사	조사완료		가중값 적용		가중값 배율 (B/A)	표본오차 95% 신뢰수준
	사례수 (명)(A)	비율	사례수 (명)(B)	비율		
전체	1,500	100%	1,500	100%	1.00	±2.5%P
성별 남성	750	50%	743	50%	0.99	±3.6%P
여성	750	50%	757	50%	1.01	±3.6%P
연령별 19~29세	300	20%	251	17%	0.84	±5.7%P
30대	300	20%	235	16%	0.78	±5.7%P
40대	300	20%	284	19%	0.95	±5.7%P
50대	300	20%	297	20%	0.99	±5.7%P
60대 이상	300	20%	432	29%	1.44	±5.7%P
지역별 서울	300	20%	291	19%	0.97	±5.7%P
인천/경기	400	27%	474	32%	1.19	±4.9%P
강원	50	3%	46	3%	0.92	±13.9%P
대전/세종/충청	210	14%	160	11%	0.76	±6.8%P
광주/전라	170	11%	149	10%	0.88	±7.5%P
대구/경북	150	10%	149	10%	1.00	±8.0%P
부산/울산/경남	220	15%	231	15%	1.05	±6.6%P

- 표본오차는 조사완료 사례수 기준. 한국갤럽 www.gallup.co.kr

- 가중값 적용 사례수는 2021년 7월 행안부 주민등록인구 기준 지역/성/연령 셀 가중 결과

응답자 특성표 2021년 11월 5~28일 면접조사	조사완료 사례수 (명)	주민등록인구 기준 가중값 적용 결과					
		가중적용 사례수	연령 분포				
			19~29세	30대	40대	50대	60대+
전체	1,500	1,500	17%	16%	19%	20%	29%
성별 남성	750	743	18%	16%	19%	20%	26%
여성	750	757	16%	15%	18%	19%	31%
지역별 서울	300	291	18%	18%	18%	18%	27%
인천/경기	400	474	18%	17%	20%	20%	25%
강원	50	46	15%	13%	17%	20%	35%
대전/세종/충청	210	160	16%	16%	19%	20%	30%
광주/전라	170	149	16%	13%	18%	20%	34%
대구/경북	150	149	15%	14%	18%	21%	33%
부산/울산/경남	220	231	15%	14%	19%	20%	31%
직업별 농/임/어업	17	17	-	-	-	-	-
자영업	184	205	1%	6%	18%	24%	51%
기능노무/서비스	579	580	15%	19%	23%	25%	18%
사무/관리	352	299	24%	30%	25%	16%	5%
전업주부	217	247	1%	7%	15%	20%	58%
학생	80	72	100%				
무직/은퇴/기타	71	80	18%	7%	1%	6%	68%
생활 수준별 상/중상	57	51	17%	23%	24%	21%	15%
중	680	658	20%	15%	19%	23%	23%
중하	688	695	14%	16%	20%	18%	31%
하	74	96	13%	11%	12%	10%	55%
종교별 불교	231	266	5%	4%	12%	28%	51%
개신교	237	233	14%	15%	20%	19%	31%
천주교	76	80	9%	14%	24%	19%	35%
종교 없음	952	915	22%	19%	20%	18%	21%

- 50사례 미만은 수치 제시하지 않음. 한국갤럽 www.gallup.co.kr

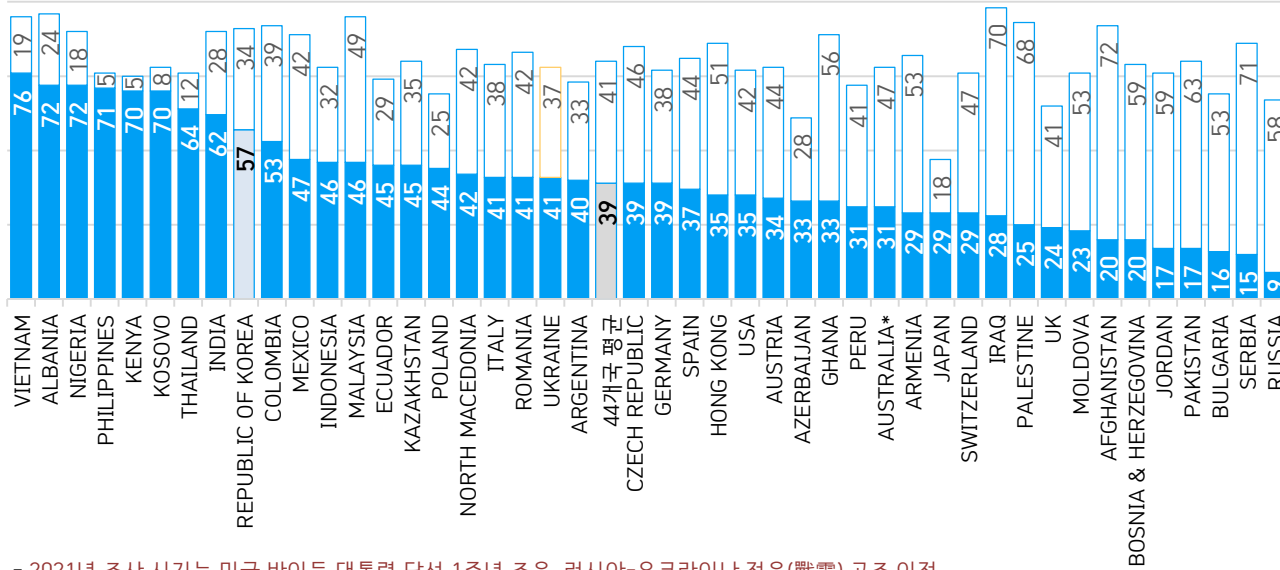
● 4대 강국의 국제 정책에 관한 인식 요약 - 조사 참여국 전체 평균 vs 한국

강국의 국제 정책은 세계를...		2021년			2020년			2019년			2018년		
		안정시키고 있다 (1)	불안정하게 한다 (2)	Net Score (1)-(2)	안정화 (1)	불안정 (2)	Net Score (1)-(2)	안정화 (1)	불안정 (2)	Net Score (1)-(2)	안정화 (1)	불안정 (2)	Net Score (1)-(2)
조사 참여국 전체 평균	미국	39%	41%	-2	33%	52%	-19	31%	54%	-23	28%	56%	-28
	러시아	29%	46%	-17	32%	47%	-15	32%	49%	-17	27%	52%	-25
	중국	29%	47%	-18	32%	47%	-15	34%	43%	-9	31%	42%	-11
	유럽연합(EU)	46%	28%	18	42%	33%	9	50%	28%	22	45%	31%	14
한국	미국	57%	34%	23	41%	56%	-15	23%	72%	-49	33%	62%	-29
	러시아	20%	64%	-44	14%	75%	-61	10%	77%	-67	13%	76%	-63
	중국	4%	88%	-84	12%	84%	-72	9%	85%	-76	9%	84%	-75
	유럽연합(EU)	53%	30%	23	33%	56%	-23	46%	38%	8	50%	34%	16

- Net Score(순(純) 지수)는 '안정화-불안정화' 격차
- Gallup International EOY. 2018년 54개국, 2019년·2020년·2021년 10~12월 45개국 조사
- 한국은 2021년 11월 5~29일 전국(제주 제외) 성인 1,500명 면접조사
- 2021년 조사 시기는 미국 바이든 대통령 당선 1주년 즈음, 러시아-우크라이나 전운(戰雲) 고조 이전

● 미국의 국제 정책에 관한 인식: 국가별

■ 미국의 국제 정책은 세계를 안정시키고 있다 □ 불안정하게 한다 (%)



- 2021년 조사 시기는 미국 바이든 대통령 당선 1주년 즈음, 러시아-우크라이나 전운(戰雲) 고조 이전
- '안정화' 내림차순, 2점 척도, 45개국 조사. 단, 호주는 전체 평균에 포함되지 않음
- 2021년 10~12월 Gallup Internatioanl EOY. 한국은 2021년 11월 5~28일 조사. 한국갤럽 www.gallup.co.kr

2021년 10~12월 Gallup International 다국가 비교 조사	(1/4) 미국의 국제 정책은 세계를...			Net Score (1)-(2)
	안정시키고 있다 (1)	불안정하게 한다 (2)	모름/ 응답거절	
44개국 평균	39%	41%	20%	-2
AFGHANISTAN	20%	72%	8%	-52
ALBANIA	72%	24%	4%	48
ARGENTINA	40%	33%	27%	7
ARMENIA	29%	53%	18%	-24
AUSTRIA	34%	44%	22%	-10
AZERBAIJAN	33%	28%	39%	5
BOSNIA & HERZEGOVINA	20%	59%	21%	-39
BULGARIA	16%	53%	31%	-37
COLOMBIA	53%	39%	8%	14
CZECH REPUBLIC	39%	46%	14%	-7
ECUADOR	45%	29%	26%	16
GERMANY	39%	38%	23%	1
GHANA	33%	56%	11%	-23
HONG KONG	35%	51%	15%	-16
INDIA	62%	28%	10%	34
INDONESIA	46%	32%	22%	14
IRAQ	28%	70%	2%	-42
ITALY	41%	38%	21%	3
JAPAN	29%	18%	53%	11
JORDAN	17%	59%	25%	-42
KAZAKHSTAN	45%	35%	21%	10
KENYA	70%	5%	25%	65
KOSOVO	70%	8%	21%	62
NORTH MACEDONIA	42%	42%	16%	0
MALAYSIA	46%	49%	5%	-3
MEXICO	47%	42%	12%	5
MOLDOVA	23%	53%	24%	-30
NIGERIA	72%	18%	10%	54
PAKISTAN	17%	63%	19%	-46
PALESTINE	25%	68%	7%	-43
PERU	31%	41%	28%	-10
PHILIPPINES	71%	5%	24%	66
POLAND	44%	25%	31%	19
ROMANIA	41%	42%	17%	-1
RUSSIA	9%	58%	32%	-49
SERBIA	15%	71%	14%	-56
REPUBLIC OF KOREA	57%	34%	8%	23
SPAIN	37%	44%	19%	-7
SWITZERLAND	29%	47%	24%	-18
THAILAND	64%	12%	24%	52
UKRAINE	41%	37%	22%	4
UK	24%	41%	35%	-17
USA	35%	42%	22%	-7
VIETNAM	76%	19%	5%	57
AUSTRALIA*	31%	47%	22%	-16

질문) 귀하는 미국, 러시아, 중국, 유럽연합(EU) 등 4대 강국의 국제 정책에 대해 어떻게 생각하십니까? 국가별로 세계를 '안정시키고 있다' 또는 '불안정하게 한다' 중에서 답해 주십시오.

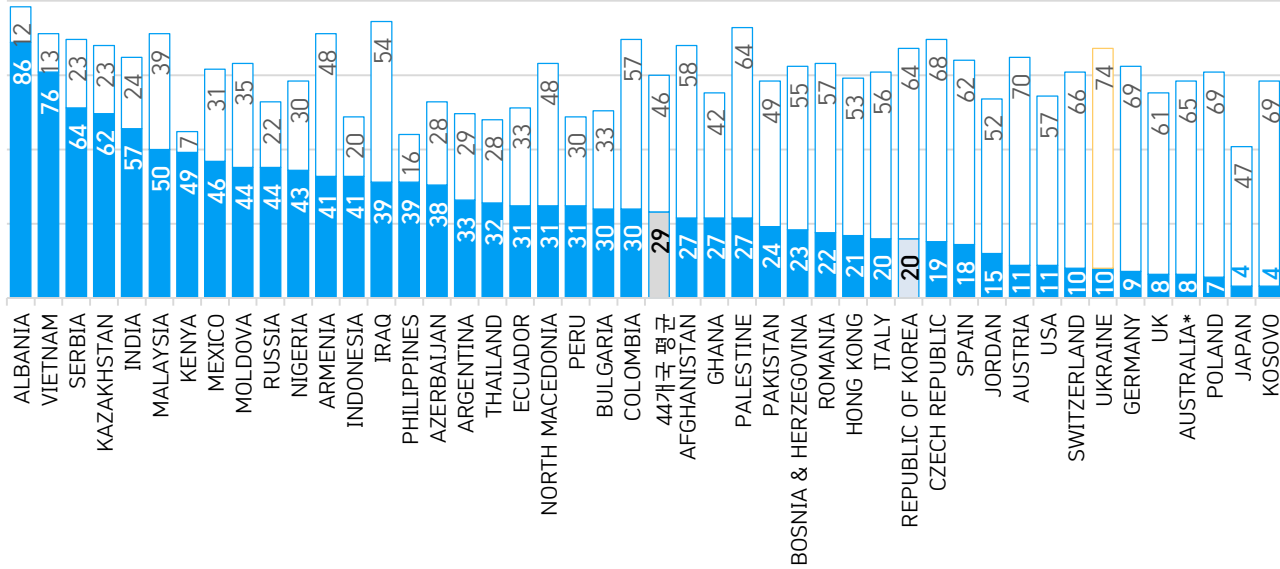
2021년 11월 5~28일 한국 면접조사	사례수 (명)	(1/4) 미국의 국제 정책은 세계를...		
		안정시키고 있다	불안정하게 한다	모름/ 응답거절
전체	1,500	57%	34%	8%
성별				
남성	743	59%	35%	6%
여성	757	55%	34%	11%
연령별				
19~29세	251	56%	34%	10%
30대	235	56%	36%	9%
40대	284	57%	33%	9%
50대	297	57%	37%	5%
60대 이상	432	59%	32%	9%
성/연령별				
남성 19~29세	132	57%	33%	10%
남성 30대	121	60%	36%	4%
남성 40대	145	57%	34%	9%
남성 50대	150	57%	40%	3%
남성 60대 이상	196	63%	32%	5%
여성 19~29세	120	54%	35%	11%
여성 30대	114	51%	36%	13%
여성 40대	140	58%	33%	9%
여성 50대	147	58%	35%	7%
여성 60대 이상	236	55%	32%	12%
직업별				
농/임/어업	17	-	-	-
자영업	205	56%	38%	6%
기능노무/서비스	580	57%	34%	9%
사무/관리	299	56%	35%	9%
전업주부	247	59%	35%	6%
학생	72	59%	31%	10%
무직/은퇴/기타	80	58%	25%	17%
지역별				
서울	291	64%	35%	2%
인천/경기	474	63%	22%	15%
강원	46	-	-	-
대전/세종/충청	160	52%	33%	15%
광주/전라	149	37%	56%	6%
대구/경북	149	59%	35%	6%
부산/울산/경남	231	55%	42%	3%

- 50사례 미만은 수치 제시하지 않음. 한국갤럽 www.gallup.co.kr

- 바이든 대통령 당선 1주년 즈음, 러시아-우크라이나 전운(戰雲) 고조 이전
- 국가명 순. 한국은 2021년 11월 5~28일 조사. 한국갤럽 www.gallup.co.kr

● 러시아의 국제 정책에 관한 인식: 국가별

■ 러시아의 국제 정책은 세계를 안정시키고 있다 □ 불안정하게 한다 (%)



- 2021년 조사 시기는 미국 바이든 대통령 당선 1주년 즈음, 러시아-우크라이나 전운(戰雲) 고조 이전
- '안정화' 내림차순, 2점 척도, 45개국 조사. 단, 호주는 전체 평균에 포함되지 않음
- 2021년 10~12월 Gallup Internatioanl EOY. 한국은 2021년 11월 5~28일 조사. 한국갤럽 www.gallup.co.kr

2021년 10~12월 Gallup International 다국가 비교 조사	(2/4) 러시아의 국제 정책은 세계를...			Net Score (1)-(2)
	안정시키고 있다 (1)	불안정하게 한다 (2)	모름/ 응답거절	
44개국 평균	29%	46%	25%	-17
AFGHANISTAN	27%	58%	14%	-31
ALBANIA	86%	12%	2%	74
ARGENTINA	33%	29%	38%	4
ARMENIA	41%	48%	11%	-7
AUSTRIA	11%	70%	19%	-59
AZERBAIJAN	38%	28%	34%	10
BOSNIA & HERZEGOVINA	23%	55%	22%	-32
BULGARIA	30%	33%	37%	-3
COLOMBIA	30%	57%	13%	-27
CZECH REPUBLIC	19%	68%	13%	-49
ECUADOR	31%	33%	37%	-2
GERMANY	9%	69%	22%	-60
GHANA	27%	42%	31%	-15
HONG KONG	21%	53%	26%	-32
INDIA	57%	24%	20%	33
INDONESIA	41%	20%	40%	21
IRAQ	39%	54%	7%	-15
ITALY	20%	56%	25%	-36
JAPAN	4%	47%	49%	-43
JORDAN	15%	52%	33%	-37
KAZAKHSTAN	62%	23%	15%	39
KENYA	49%	7%	44%	42
KOSOVO	4%	69%	26%	-65
NORTH MACEDONIA	31%	48%	21%	-17
MALAYSIA	50%	39%	11%	11
MEXICO	46%	31%	23%	15
MOLDOVA	44%	35%	21%	9
NIGERIA	43%	30%	28%	13
PAKISTAN	24%	49%	27%	-25
PALESTINE	27%	64%	9%	-37
PERU	31%	30%	39%	1
PHILIPPINES	39%	16%	45%	23
POLAND	7%	69%	25%	-62
ROMANIA	22%	57%	21%	-35
RUSSIA	44%	22%	33%	22
SERBIA	64%	23%	12%	41
REPUBLIC OF KOREA	20%	64%	16%	-44
SPAIN	18%	62%	20%	-44
SWITZERLAND	10%	66%	25%	-56
THAILAND	32%	28%	40%	4
UKRAINE	10%	74%	16%	-64
UK	8%	61%	32%	-53
USA	11%	57%	32%	-46
VIETNAM	76%	13%	11%	63
AUSTRALIA*	8%	65%	27%	-57

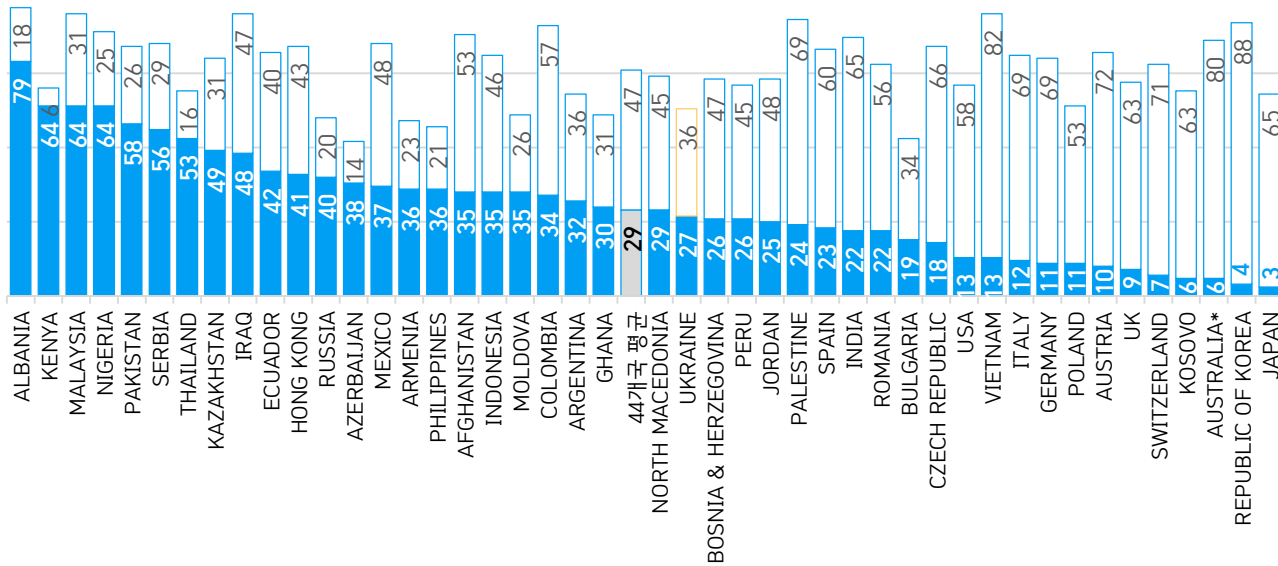
2021년 11월 5~28일 한국 면접조사		사례수 (명)	(2/4) 러시아의 국제 정책은 세계를...		
			안정시키고 있다	불안정하게 한다	모름/ 응답거절
전체		1,500	20%	64%	16%
성별	남성	743	22%	65%	13%
	여성	757	18%	64%	19%
연령별	19~29세	251	17%	61%	22%
	30대	235	22%	65%	13%
	40대	284	23%	60%	17%
	50대	297	22%	65%	14%
	60대 이상	432	16%	69%	15%
성/ 연령별	남성 19~29세	132	18%	58%	24%
	남성 30대	121	24%	67%	9%
	남성 40대	145	27%	61%	12%
	남성 50대	150	26%	63%	11%
	남성 60대 이상	196	16%	73%	11%
	여성 19~29세	120	16%	64%	20%
	여성 30대	114	21%	63%	17%
	여성 40대	140	19%	60%	22%
	여성 50대	147	18%	66%	16%
	여성 60대 이상	236	16%	65%	19%
직업별	농/임/어업	17	-	-	-
	자영업	205	22%	64%	14%
	기능노무/서비스	580	20%	66%	14%
	사무/관리	299	23%	59%	18%
	전업주부	247	14%	69%	18%
	학생	72	22%	58%	21%
	무직/은퇴/기타	80	13%	65%	22%
지역별	서울	291	16%	73%	11%
	인천/경기	474	22%	57%	22%
	강원	46	-	-	-
	대전/세종/충청	160	16%	64%	21%
	광주/전라	149	19%	66%	15%
	대구/경북	149	30%	54%	15%
	부산/울산/경남	231	14%	76%	10%

- 50사례 미만은 수치 제시하지 않음. 한국갤럽 www.gallup.co.kr

- 바이든 대통령 당선 1주년 즈음, 러시아-우크라이나 전운(戰雲) 고조 이전
- 국가명 순. 한국은 2021년 11월 5~28일 조사. 한국갤럽 www.gallup.co.kr

● **해외**의 국제 정책에 관한 인식: 국가별

■ 중국의 국제 정책은 세계를 안정시키고 있다 □ 불안정하게 한다 (%)



- 2021년 조사 시기는 미국 바이든 대통령 당선 1주년 즈음, 러시아-우크라이나 전운(戰雲) 고조 이전
- '안정화' 내림차순, 2점 척도, 45개국 조사. 단, 호주는 전체 평균에 포함되지 않음
- 2021년 10~12월 Gallup Internatioanl EOY. 한국은 2021년 11월 5~28일 조사. 한국갤럽 www.gallup.co.kr

2021년 10~12월 Gallup International 다국가 비교 조사	(3/4) 중국의 국제 정책은 세계를...			Net Score (1)-(2)
	안정시키고 있다 (1)	불안정하게 한다 (2)	모름/ 응답거절	
44개국 평균	29%	47%	24%	-18
AFGHANISTAN	35%	53%	13%	-18
ALBANIA	79%	18%	3%	61
ARGENTINA	32%	36%	32%	-4
ARMENIA	36%	23%	40%	13
AUSTRIA	10%	72%	18%	-62
AZERBAIJAN	38%	14%	47%	24
BOSNIA & HERZEGOVINA	26%	47%	27%	-21
BULGARIA	19%	34%	47%	-15
COLOMBIA	34%	57%	9%	-23
CZECH REPUBLIC	18%	66%	15%	-48
ECUADOR	42%	40%	19%	2
GERMANY	11%	69%	20%	-58
GHANA	30%	31%	39%	-1
HONG KONG	41%	43%	16%	-2
INDIA	22%	65%	13%	-43
INDONESIA	35%	46%	19%	-11
IRAQ	48%	47%	5%	1
ITALY	12%	69%	19%	-57
JAPAN	3%	65%	32%	-62
JORDAN	25%	48%	26%	-23
KAZAKHSTAN	49%	31%	20%	18
KENYA	64%	6%	30%	58
KOSOVO	6%	63%	31%	-57
NORTH MACEDONIA	29%	45%	26%	-16
MALAYSIA	64%	31%	5%	33
MEXICO	37%	48%	15%	-11
MOLDOVA	35%	26%	39%	9
NIGERIA	64%	25%	11%	39
PAKISTAN	58%	26%	16%	32
PALESTINE	24%	69%	7%	-45
PERU	26%	45%	29%	-19
PHILIPPINES	36%	21%	43%	15
POLAND	11%	53%	35%	-42
ROMANIA	22%	56%	22%	-34
RUSSIA	40%	20%	40%	20
SERBIA	56%	29%	16%	27
REPUBLIC OF KOREA	4%	88%	7%	-84
SPAIN	23%	60%	17%	-37
SWITZERLAND	7%	71%	22%	-64
THAILAND	53%	16%	31%	37
UKRAINE	27%	36%	37%	-9
UK	9%	63%	28%	-54
USA	13%	58%	29%	-45
VIETNAM	13%	82%	6%	-69
AUSTRALIA*	6%	80%	14%	-74

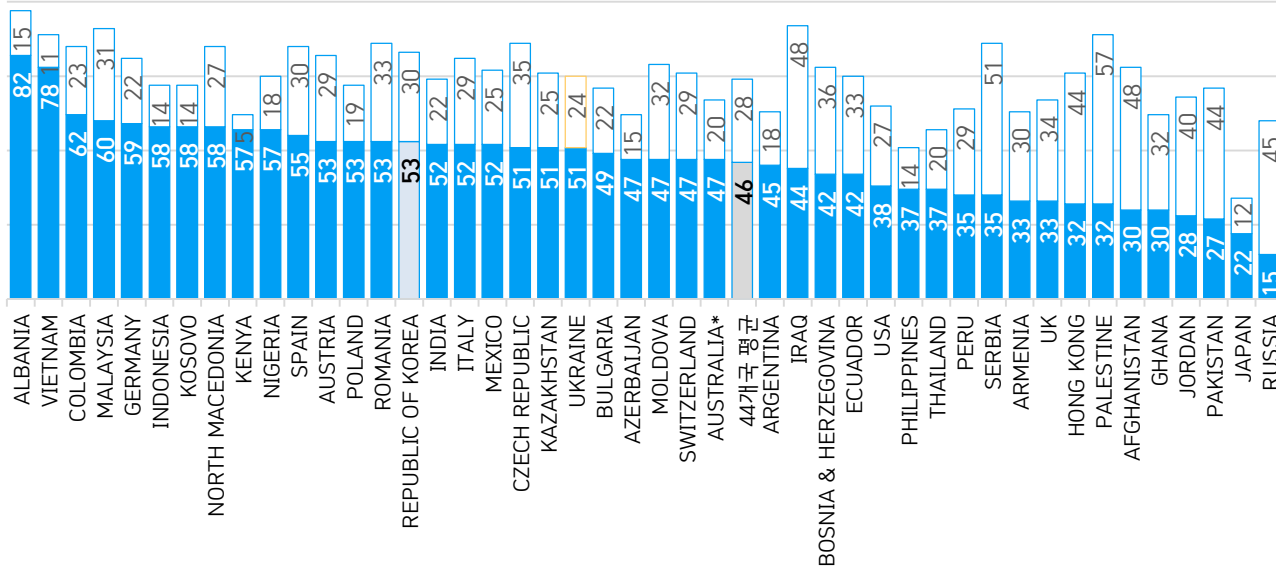
2021년 11월 5~28일 한국 면접조사	사례수 (명)	(3/4) 중국의 국제 정책은 세계를...		
		안정시키고 있다	불안정하게 한다	모름/ 응답거절
전체	1,500	4%	88%	7%
성별 남성	743	4%	90%	6%
여성	757	4%	87%	9%
연령별 19~29세	251	6%	85%	9%
30대	235	4%	90%	5%
40대	284	5%	88%	7%
50대	297	4%	91%	5%
60대 이상	432	3%	88%	9%
성/연령별 남성 19~29세	132	6%	84%	10%
남성 30대	121	4%	92%	4%
남성 40대	145	7%	89%	5%
남성 50대	150	3%	92%	5%
남성 60대 이상	196	2%	92%	6%
여성 19~29세	120	6%	85%	8%
여성 30대	114	5%	88%	7%
여성 40대	140	3%	87%	10%
여성 50대	147	4%	91%	5%
여성 60대 이상	236	4%	84%	12%
직업별 농/임/어업	17	-	-	-
자영업	205	4%	89%	6%
기능노무/서비스	580	3%	91%	6%
사무/관리	299	4%	90%	7%
전업주부	247	5%	86%	9%
학생	72	9%	78%	12%
무직/은퇴/기타	80	6%	81%	14%
지역별 서울	291	0%	96%	4%
인천/경기	474	2%	85%	13%
강원	46	-	-	-
대전/세종/충청	160	2%	85%	13%
광주/전라	149	8%	87%	4%
대구/경북	149	3%	90%	7%
부산/울산/경남	231	10%	90%	0%

- 50사례 미만은 수치 제시하지 않음. 한국갤럽 www.gallup.co.kr

- 바이든 대통령 당선 1주년 즈음, 러시아-우크라이나 전운(戰雲) 고조 이전
- 국가명 순. 한국은 2021년 11월 5~28일 조사. 한국갤럽 www.gallup.co.kr

● 유럽연합(EU)의 국제 정책에 관한 인식: 국가별

■ EU의 국제 정책은 세계를 안정시키고 있다 □ 불안정하게 한다 (%)



- 2021년 조사 시기는 미국 바이든 대통령 당선 1주년 즈음, 러시아-우크라이나 전운(戰雲) 고조 이전
- '안정화' 내림차순, 2점 척도, 45개국 조사. 단, 호주는 전체 평균에 포함되지 않음
- 2021년 10~12월 Gallup Internatioanl EOY. 한국은 2021년 11월 5~28일 조사. 한국갤럽 www.gallup.co.kr

2021년 10~12월 Gallup International 다국가 비교 조사	(4/4) EU의 국제 정책은 세계를...			Net Score (1)-(2)
	안정시키고 있다 (1)	불안정하게 한다 (2)	모름/ 응답거절	
44개국 평균	46%	28%	26%	18
AFGHANISTAN	30%	48%	21%	-18
ALBANIA	82%	15%	2%	67
ARGENTINA	45%	18%	37%	27
ARMENIA	33%	30%	37%	3
AUSTRIA	53%	29%	18%	24
AZERBAIJAN	47%	15%	38%	32
BOSNIA & HERZEGOVINA	42%	36%	22%	6
BULGARIA	49%	22%	29%	27
COLOMBIA	62%	23%	14%	39
CZECH REPUBLIC	51%	35%	15%	16
ECUADOR	42%	33%	25%	9
GERMANY	59%	22%	19%	37
GHANA	30%	32%	39%	-2
HONG KONG	32%	44%	24%	-12
INDIA	52%	22%	26%	30
INDONESIA	58%	14%	28%	44
IRAQ	44%	48%	8%	-4
ITALY	52%	29%	18%	23
JAPAN	22%	12%	66%	10
JORDAN	28%	40%	32%	-12
KAZAKHSTAN	51%	25%	23%	26
KENYA	57%	5%	38%	52
KOSOVO	58%	14%	28%	44
NORTH MACEDONIA	58%	27%	14%	31
MALAYSIA	60%	31%	9%	29
MEXICO	52%	25%	24%	27
MOLDOVA	47%	32%	21%	15
NIGERIA	57%	18%	24%	39
PAKISTAN	27%	44%	29%	-17
PALESTINE	32%	57%	11%	-25
PERU	35%	29%	36%	6
PHILIPPINES	37%	14%	49%	23
POLAND	53%	19%	28%	34
ROMANIA	53%	33%	13%	20
RUSSIA	15%	45%	41%	-30
SERBIA	35%	51%	15%	-16
REPUBLIC OF KOREA	53%	30%	17%	23
SPAIN	55%	30%	15%	25
SWITZERLAND	47%	29%	24%	18
THAILAND	37%	20%	43%	17
UKRAINE	51%	24%	25%	27
UK	33%	34%	34%	-1
USA	38%	27%	35%	11
VIETNAM	78%	11%	11%	67
AUSTRALIA*	47%	20%	33%	27


2021년 11월 5~28일 한국 면접조사		사례수 (명)	(4/4) 유럽연합(EU)의 국제 정책은 세계를		
			안정시키고 있다	불안정하게 한다	모름/ 응답거절
전체		1,500	53%	30%	17%
성별	남성	743	56%	29%	16%
	여성	757	50%	31%	19%
연령별	19~29세	251	52%	30%	18%
	30대	235	56%	27%	17%
	40대	284	55%	27%	18%
	50대	297	52%	34%	14%
	60대 이상	432	51%	30%	19%
성/ 연령별	남성 19~29세	132	48%	33%	19%
	남성 30대	121	58%	28%	15%
	남성 40대	145	56%	28%	16%
	남성 50대	150	60%	29%	11%
	남성 60대 이상	196	56%	27%	17%
	여성 19~29세	120	56%	28%	16%
	여성 30대	114	54%	26%	20%
	여성 40대	140	54%	26%	20%
	여성 50대	147	44%	39%	17%
	여성 60대 이상	236	46%	33%	21%
직업별	농/임/어업	17	-	-	-
	자영업	205	51%	33%	17%
	기능노무/서비스	580	53%	30%	16%
	사무/관리	299	58%	26%	16%
	전업주부	247	50%	32%	18%
	학생	72	52%	30%	18%
	무직/은퇴/기타	80	45%	29%	26%
지역별	서울	291	59%	28%	14%
	인천/경기	474	54%	25%	21%
	강원	46	-	-	-
	대전/세종/충청	160	48%	32%	20%
	광주/전라	149	40%	45%	15%
	대구/경북	149	53%	25%	22%
	부산/울산/경남	231	57%	30%	12%

- 50사례 미만은 수치 제시하지 않음. 한국갤럽 www.gallup.co.kr

- 바이든 대통령 당선 1주년 즈음, 러시아-우크라이나 전운(戰雲) 고조 이전
- 국가명 순. 한국은 2021년 11월 5~28일 조사. 한국갤럽 www.gallup.co.kr

“조사는 결코 화려하거나 스스로 빛나는
업(業)이 아니다. 사회의 명암, 좌우 대립,
빈부 문제, 정보 격차, 과거와 미래 등을
두루 살펴 매 순간 어느 한쪽으로 치우치지
않도록 스스로 경계하며 꾸준히 공부하고
탐구하는 일이다. 때로는 관행과 시류에
맞서야 하고, 때로는 비난과 질시를 묵묵히
견뎌야 한다. 어렵지만 누군가는 반드시
해야 할 일, 힘들지만 그만큼 보람된 일이다.”

조사인의 길, 박무익



한국갤럽조사연구소는 1974년 6월 박무익 회장이 설립한
한국 최초의 법인 형태 조사 전문 회사입니다.

1970년대부터 사회 주요 현안 자체 조사 결과를 발표해 왔으며,
우리 국민의 71%가 한국갤럽을 알고 있습니다.

—
한국갤럽 홈페이지 갤러리포스트 게시판을 통해 공개한 자료는
모두 한국갤럽의 자산이므로 상업적 용도의 재판매를 금지합니다.

·
기사, 논문, SNS 공유 등 재판매 이외 용도로는
누구나, 무료로, 자유롭게 인용하실 수 있습니다.

·
인용하실 때는 반드시 출처를 밝혀 주십시오.
가능하면 조사 기간, 방법, 표본크기 등 개요까지 함께 표시하실 것을 권장합니다.

·
저희는 소수점 아래 수치를 제시하지 않는 것을 원칙으로 하고 있으니,
인용하실 때도 그에 따라 주실 것을 당부합니다.

—
한국갤럽 조사에 관심 가져주셔서 고맙습니다.

- 매주 새로운 조사 결과를 전합니다: [이메일 뉴스레터 구독 신청](#) | [카카오톡채널 추가](#)
- 문의: 전화 02-3702-2100(대표)/2571/2621/2622 또는 [홈페이지 Q&A](#)
- 주소: (본관) 03167 서울시 종로구 사직로 70, (신관) 03042 서울시 종로구 자하문로 70

—
이 문서에는 네이버 나눔글꼴과 한글과컴퓨터 함초롬체를 썼습니다.

STRICTLY EMBARGOED UNTIL 23:59 (GMT) January 27th 2022

USA International Image Recovering, still the EU Keeps the Most Favourable Assessments among the Four Key Global Actors

International policies of Russia and China are perceived to be destabilizing the world; an opinion that is consistent with previous years. Compared with a year ago there has been an increase in positive sentiment towards the USA with the biggest superpower getting closer to the positive side of the scale. The US withdrawal from Afghanistan was a factor, but apparently not the key one. The end of Donald Trump's presidency seems to be the greater factor both at home and abroad. The EU remains the only superpower perceived positively with sentiment improving from a year ago.

These are some of the conclusions and some hypotheses taken from the new global poll on perceptions of international superpowers and their policies as well as the US withdrawal from Afghanistan. The poll is conducted by Gallup International Association at the end of 2021. The survey covers 45 countries around the world and about 42,000 adult citizens, representing almost 2/3 of the global population.

The improvement in the **global image of US** is probably due to change in the White House. However, the negative assessment of US international policies increased most seriously in Afghanistan itself. Some growth in positive evaluations is registered in Europe and Latin America. The domestic view in the USA, although still rather negative, improved and is the highest now for some years.

Globally (and expectedly) the USA is perceived most negatively in the Middle East, Russia and West Asia. However, the majority of the people in India and Africa find a rather stabilizing effect in the international policies of USA. People in Russia (near a third of all respondents there) and the EU seem the most uncertain in this matter.

The global net score for USA – shares of answers “stabilizing” minus shares of answers “destabilizing” – is now -2. Three years ago, it was -28.

Top 5 biggest shares of answers in favour of USA to be stabilizing for the world are registered in Vietnam (76% say that the States are stabilizing the world with their international policies), Albania (72%) and Nigeria (72%), Philippines (71%), Kenya (70%) and Kosovo (70%), Thailand (64%).

People in Afghanistan (72% say that international policies of USA are destabilizing), Serbia (71%), Iraq (70%), Palestine (68%) and Pakistan (63%) are most confident that the international policies of USA destabilize the world.

Russia's image remains consistently negative, although it was more negative some years ago. A third of the surveyed people around the globe now say that the international policies of Russia are stabilizing for the world. Near a half of the surveyed however consider the international policies of

Russia destabilizing. A fourth of the respondents could not form an opinion. Thus, the global net score for Russia is now -17.

International policies of Russia seem most destabilizing to people in Australia, USA, Europe, the EU (especially the western part of the Union) and the Middle East. Respondents in India on the other hand consider Russia's international policies as rather stabilizing for the world – even more than Russians themselves. Russia's international policies are positively evaluated in Africa as well.

International policies of Russia are considered most stabilizing in Albania (86%), Vietnam (76%), Serbia (64%), Kazakhstan (62%) and India (57%).

Top 5 biggest shares of negative answers are registered in Ukraine (74%), Austria (70%), Germany, Kosovo, Poland (69% in each country), Czech Republic (68%) and Switzerland (66%).

International policies of China are also perceived as more destabilizing for the world (-18). China's international policies are perceived as destabilizing in Australia (with a vast majority of 80% of all answers there), India, the Middle East, Europe (with a significantly larger share of negative evaluations in the EU, and especially the western part of the EU countries) and USA.

People in Africa and to some extent Russia see a rather stabilizing role in China's policies. The Russians' attitudes towards the international policies of China stand out in another way – with two out of five respondents there being hesitant in their answers.

Top 5 biggest shares of positive attitudes towards the international policies of China are registered in Albania (79%), Kenya (64%), Malaysia (64%), Nigeria (64%), Pakistan (58%), Serbia (56%) and Thailand (53%).

Top 5 countries viewing China's international policies as destabilizing for the world are Republic of Korea (88%), Vietnam (82%), Australia (80%), Austria (72%) and Switzerland (71%).

The EU international policies are still perceived around the world as stabilizing. The Union still remains the only superpower that is in the positive side of the scale (+18 net score according to the current wave of the survey). This positive assessment towards the EU's role in international relations is rather consistent with previous GIA annual surveys, although some variations have been observed. Yet the EU's capacity to influence the world in a significant manner is not so sure.

In Russia and the Middle East, however attitudes are considerably different in comparison to the global picture. Large shares of people there are registered criticizing EU.

EU policies are evaluated most stabilizing in Albania (82%), Vietnam (78%), Colombia (62%), Malaysia (60%) and Germany (59%).

Top 5 biggest shares of answers "destabilizing" are registered in Palestine (57%), Serbia (51%), Afghanistan, Iraq (both with 48%), Russia (45%), Hong Kong and Pakistan (both with 44%).

The US Withdrawal from Afghanistan

Although it echoed around the world, Joe Bidens' decision for full military withdrawal from Afghanistan does not offer a major impact on international attitudes towards USA in general. The majority of people surveyed around the world do not express a change in their attitude.

Although 21% changed their opinion it was in two directions: positive and negative.

The biggest change in attitudes is now registered in India, the EU, the USA and the Middle East. More than 40% of the respondents in India have formed a new opinion on USA after the withdrawal. They equally divided between positive and negative evaluations.

Same applies for a third of the respondents in the Middle East. The growth of the rather negative perceptions regarding the US is however more visible worldwide, especially in the US, but also in the western countries of EU.

Kancho Stoychev, president of GIA:

“Although in its initial phase of formation, the new multipolar political structure of the World may evolve to the well-known and experienced already by-polar model characterized by the Cold War. The current international tensions are pushing EU behind the shadow of the USA while Russia is gradually packaged with China. But these are two different convergences – in the first case there is a clear boss while in the second one it is more about shared power which gives much more flexibility and strength to both Russia and China. The West, indisputably led by the USA, still has the chance not to push Russia further to the East but it seems that the lack of wisdom and the sense of superiority are prevailing.”

Methodology:

These poll results are part of the Gallup International End of Year Survey (EoY). EoY is an annual tradition initiated by and designed under the chairmanship of Dr. George Gallup in 1977. The survey has been conducted every year since then. This year it was carried out in 45 countries around the world.

Regional coverage:

- EU Total + Switzerland – combines EU West and EU East and Switzerland
- EU West + Switzerland – Austria, Germany, Italy, Spain, UK and Switzerland
- EU East – Bulgaria, Czech Republic, Poland, Romania
- Non-EU Europe – Albania, Armenia, Bosnia-Herzegovina, Kosovo, North Macedonia, Moldova, Serbia, Ukraine
- Latin America – Argentina, Columbia, Ecuador, Mexico, Peru
- Middle East – Iraq, Jordan, Palestine



- East Asia – Hong Kong, Indonesia, Japan, Philippines, Malaysia, Republic of Korea, Thailand, Vietnam
- West Asia – Afghanistan, Azerbaijan, Kazakhstan, Pakistan, Turkey
- Africa – Nigeria, Ghana, Kenya
- USA, India, Russia and Australia are not included in any other regional category

Sample Size and Mode of Field Work:

About 42 000 persons were interviewed globally. In each country a representative sample of around 1,000 men and women was interviewed during October-December 2021 using face to face, telephone or online methods.

The margin of error for each country’s survey is +3-5% at the 95% confidence level.

**Due to political, religious and sociocultural considerations, in rare cases certain questions or statements are not asked in each country.*

About Gallup International

Gallup International Association (GIA) is the leading global independent association in market research and polling.

For 75 years Gallup International members have demonstrated their expert ability to conduct multi-country surveys on a comparable basis and deliver the highest quality. Our more than 100 members and partners are carefully selected by the Association Board and are leading national institutes with a profound local knowledge of research methods and techniques, statistical sources, and the customs and culture factors affecting research. With only one member agency per country, members work together on a daily basis to share knowledge, new research techniques and tools, as well as to provide the most appropriate solutions to international research projects and provide world-class service our clients.

For more information:

Kancho Stoychev (in Sofia), +359 88 8611025

Johnny Heald (in London), +44 7973 600308

David Jodice (in Washington), +1 703 424 5757

Andrey Milekhin (in Moscow), +7 499 136 8068

Dr Munqith Dagher (in Baghdad) +962 7 9967 2229

Steven Kang (in Seoul), +82-2-3702-2550

Antonio Asencio Guillen (in Madrid) +34 608191334

For further details see website: www.gallup-international.com

Disclaimer: Gallup International Association or its members are not related to Gallup Inc., headquartered in Washington D.C. which is no longer a member of Gallup International Association. Gallup International Association does not accept responsibility for opinion polling other than its own. We require that our surveys be credited fully as Gallup International (not Gallup or Gallup Poll).





End of Year Survey 2021 Participants
(GIA Members and Partners presented in alphabetical order)

Country	Vendor Company	Sample size	Method	Fieldwork	Universe
AFGHANISTAN	Company: ACSOR-Surveys	1024	CATI	13–16 October 2021	18+, National
ALBANIA	Index Kosova	501	F2F	November 2021	18+, National
ARGENTINA	Voices!	821	CAWI	11-24 November 2021	18+, National
ARMENIA	MPG LLC	1001	CATI	16-27 November 2021	18+, National
AUSTRALIA	Roy Morgan	1184	Online	25-28 November 2021	18+, National
AUSTRIA	Das Österreichische Gallup Institut GmbH	1000	CAWI	14-20 November 2021	14+, National
AZERBAIJAN	SIAR Research and Consulting Group	500	Telephone	01-10 December 2021	18+, National
BOSNIA & HERZEGOVINA	Mareco Index Bosnia	1000	Online	01-21 November 2021	18+, National
BULGARIA	Gallup International Balkan	803	F2F	28 Oct - 05 Nov 2021	18+, National
COLOMBIA	Centro Nacional de Consultoría	775	CATI	10 Nov - 10 Dec 2021	18+, National
CZECH REPUBLIC	Mareco IVP	1000	F2F	October 2021	18+, National
ECUADOR	CEDATOS	730	F2F	01-09 December 2021	16+, Urban
GERMANY	GIA	1000	Online	01-10 December 2021	16+, National
GHANA	Positive Insights	1000	F2F	25 Oct - 26 Nov 2021	18+, National
HONG KONG	CSG	524	Online	19-30 November 2021	18+, cities
INDIA	Convergent	1124	F2F/Telephone	Nov-Dec 2021	18+, 12 Major Cities



End of Year Survey 2021 Participants -contd.
(GIA Members and Partners presented in alphabetical order)

Country	Vendor Company	Sample size	Method	Fieldwork	Universe
INDONESIA	Deka	689	Online	08 Nov- 12 Dec 2021	18+, National
IRAQ	IIACSS	1000	F2F	03-22 November 2021	18-81, Urban
ITALY	DOXA	1046	F2F	15-28 November 2021	15+, National
JAPAN	Nippon Research Center	1154	F2F	02-14 October 2021	18-79, National
JORDAN	Infographic Market Research (IMR)	885	CATI	03-21 December 2021	18-75, National
KAZAKHSTAN	BISAM - CENTRAL ASIA	493	CATI	December 2021	18+, National
KENYA	Mind Pulse	1000	F2F	Nov-Dec 2021	18+, Major Cities
KOSOVO	Index Kosova	953	CATI	November 2021	18+, National
NORTH MACEDONIA	BRIMA	1210	F2F	15-30 November 2021	18+, National
MALAYSIA	Central Force	1002	CATI	Oct-Nov 2021	18+, National (mobile)
MEXICO	BRAIN	501	Online	October 2021	18-64, 3 Major Cities
MOLDOVA	CBS-Research	1205	CATI	06-12 October 2021	18+, National
NIGERIA	Market Trends International	1000	F2F	Oct - Nov 2021	18+, National
PALESTINE	PCPO	770	F2F	December 2021	18+, National
PAKISTAN	Gallup Pakistan	1000	CATI	22 Oct - 03 Nov 2021	18+, National
PERU	DATUM Internacional	1000	Online	24 Sep-05 Oct 2021	18-70, Urban



End of Year Survey 2021 Participants -contd.
(GIA Members and Partners presented in alphabetical order)

Country	Vendor Company	Sample size	Method	Fieldwork	Universe
PHILIPPINES	PSRC	1000	F2F	12 Nov-08 Dec 2021	18-65, National
POLAND	Mareco Polska	1009	F2F	06-20 October 2021	18+, National
ROMANIA	Kantar	500	CAWI	October	18-64, National
RUSSIA	ROMIR	960	Online	25 Oct-05 Nov 2021	18+, Cities 10,000+
SERBIA	TMG Insights	1009	F2F	04 Oct-07 Nov 2021	18+, National
REPUBLIC OF KOREA	Gallup Korea	1500	F2F	05-28 November 2021	19+, National
SPAIN	SIGMA DOS	900	CAWI	October 2021	18, National
SWITZERLAND	Gallup AG Switzerland	1000	Online	01-10 December 2021	16+, National
THAILAND	Infosearch Limited	600	F2F	08-28 November 2021	18+, National
TURKEY	BAREM	1003	CATI	25 Oct - 08 Dec 2021	18+, National
UKRAINE	ROMIR & Kyiv International Institute of Sociology and Democratic Initiatives Foundation	2003	CATI	02-11 November	18+, National
UK	ORB International	1051	Online	06-10 December 2021	18+, National
USA	Survey Monkey	1032	Online	13 January 2022	18+, National
VIETNAM	Indochina Research	601	F2F	26 Oct-10 Nov 2021	18-64, 4 Major Cities

SUPERPOWERS POLICIES EVALUATION

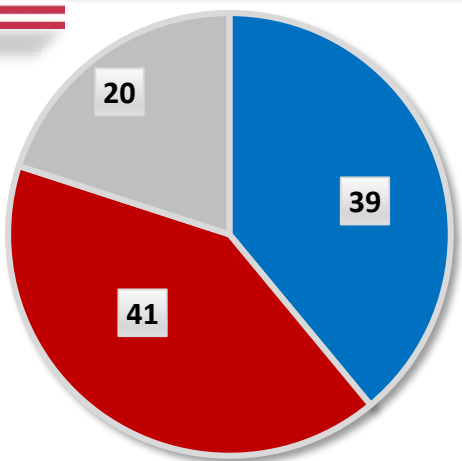
What do you think about the international policies of the following four superpowers - are their policies stabilizing or destabilizing the world?

■ Stabilizing
 ■ Destabilizing
 ■ DK/NR

Global shares and global net scores (stabilizing *minus* destabilizing)

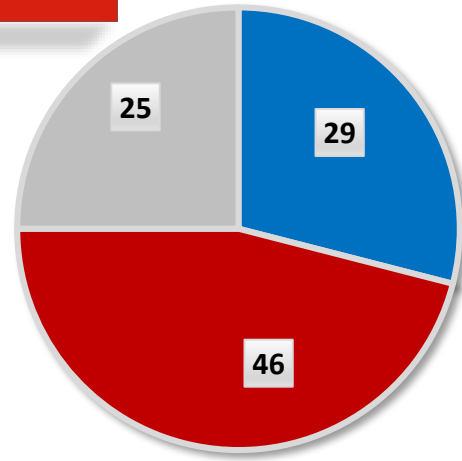

USA

Global net score: - 2



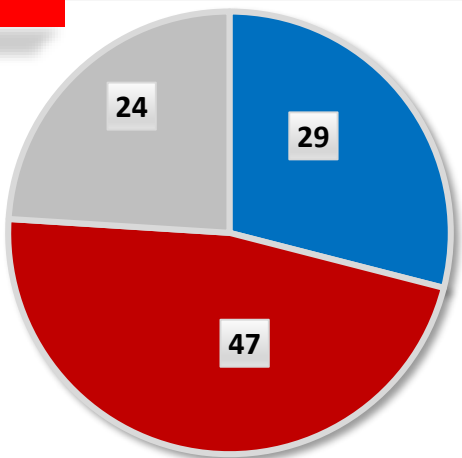

RUSSIA

Global net score: -17



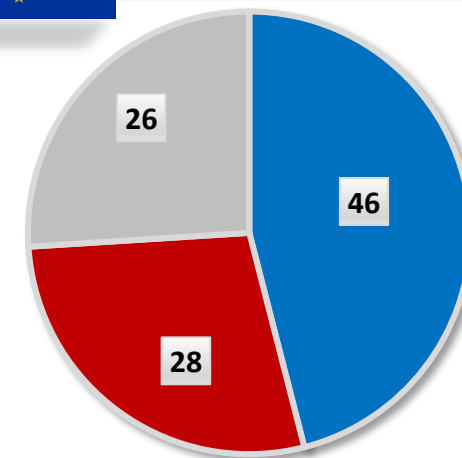
CHINA

Global net score: -18



EU

Global net score: +18



Minor deviations due to rounding are possible

SUPERPOWERS POLICIES EVALUATION

What do you think about the international policies of the following four superpowers – are their policies stabilizing or destabilizing the world?

USA




**TOP 5 SHARES
"STABILIZING"**

VIETNAM: 76%
ALBANIA, NIGERIA: 72%
PHILIPPINES: 71%
KENYA, KOSOVO: 70%
THAILAND: 64%

**TOP 5 SHARES
"DESTABILIZING"**

AFGHANISTAN: 72%
SERBIA: 71%
IRAQ: 70%
PALESTINE: 68%
PAKISTAN: 63%

RUSSIA



**TOP 5 SHARES
"STABILIZING"**

ALBANIA: 86%
VIETNAM: 76%
SERBIA: 64%
KAZAHSTAN: 62%
INDIA: 57%

**TOP 5 SHARES
"DESTABILIZING"**

UKRAINE: 74%
AUSTRIA: 70%
GERMANY, KOSOVO, POLAND: 69%
CZECH REPUBLIC: 68%
SWITZERLAND: 66%

CHINA



**TOP 5 SHARES
"STABILIZING"**

ALBANIA: 79%
KENYA, MALAYSIA, NIGERIA: 64%
PAKISTAN: 58%
SERBIA: 56%
THAILAND: 53%

**TOP 5 SHARES
"DESTABILIZING"**

REPUBLIC OF KOREA: 88%
VIETNAM: 82%
AUSTRALIA: 80%
AUSTRIA: 72%
SWITZERLAND: 71%

EU



**TOP 5 SHARES
"STABILIZING"**

ALBANIA: 82%
VIETNAM: 78%
COLOMBIA: 62%
MALAYSIA: 60%
GERMANY: 59%

**TOP 5 SHARES
"DESTABILIZING"**

PALESTINE: 57%
SERBIA: 51%
AFGHANISTAN, IRAQ: 48%
RUSSIA: 45%
HONG KONG, PAKISTAN: 44%


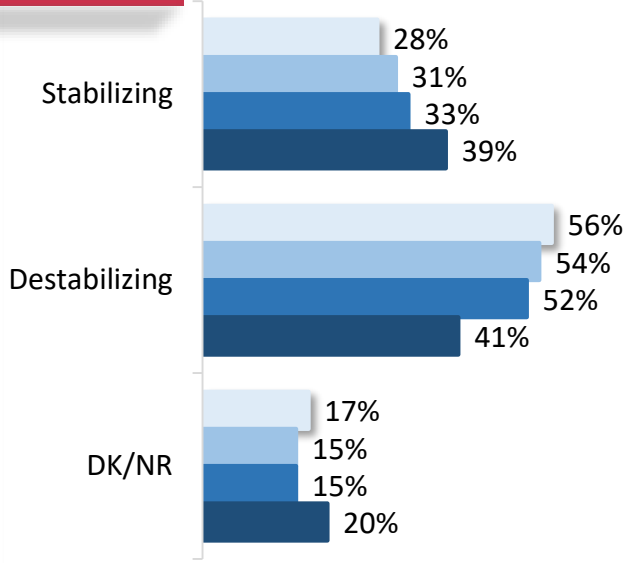
SUPERPOWERS POLICIES EVALUATION

What do you think about the international policies of the following four superpowers - are their policies stabilizing or destabilizing the world?


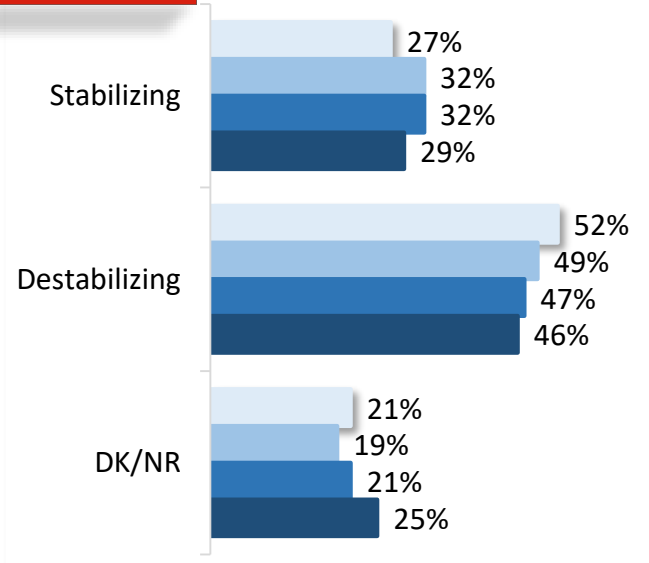
AT THE END OF: 2018 2019 2020 2021



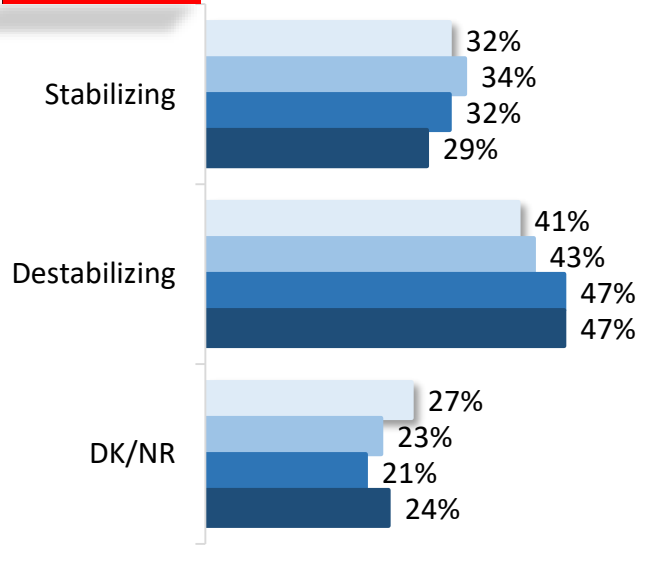
USA



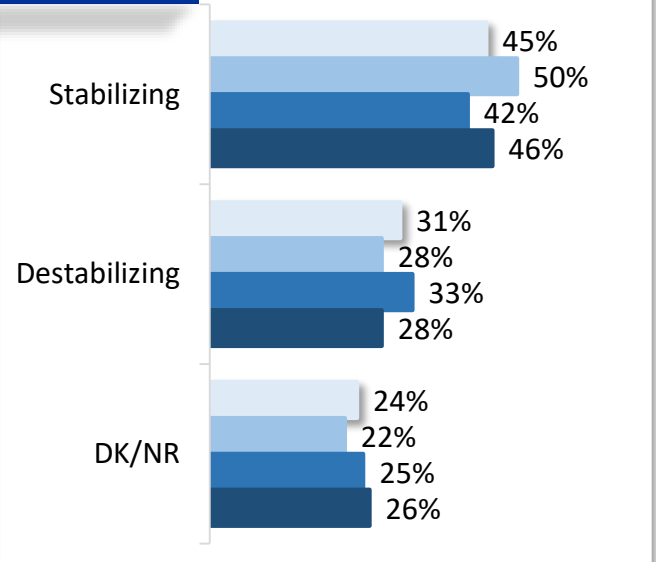
RUSSIA



CHINA



EU



- This item was not asked in the USA survey in 2020

Minor deviations due to rounding are possible

SUPERPOWERS POLICIES EVALUATION

What do you think about the international policies of the following four superpowers - are their policies stabilizing or destabilizing the world?

GLOBAL NET SCORES (stabilizing *minus* destabilizing)

Country	AT THE END OF 2021	AT THE END OF 2020	AT THE END OF 2019	AT THE END OF 2018
USA	-2	-19	-23	-28
RUSSIA	-17	-15	-17	-25
CHINA	-18	-15	-9	-9
EUROPEAN UNION	+18	+9	+22	+14

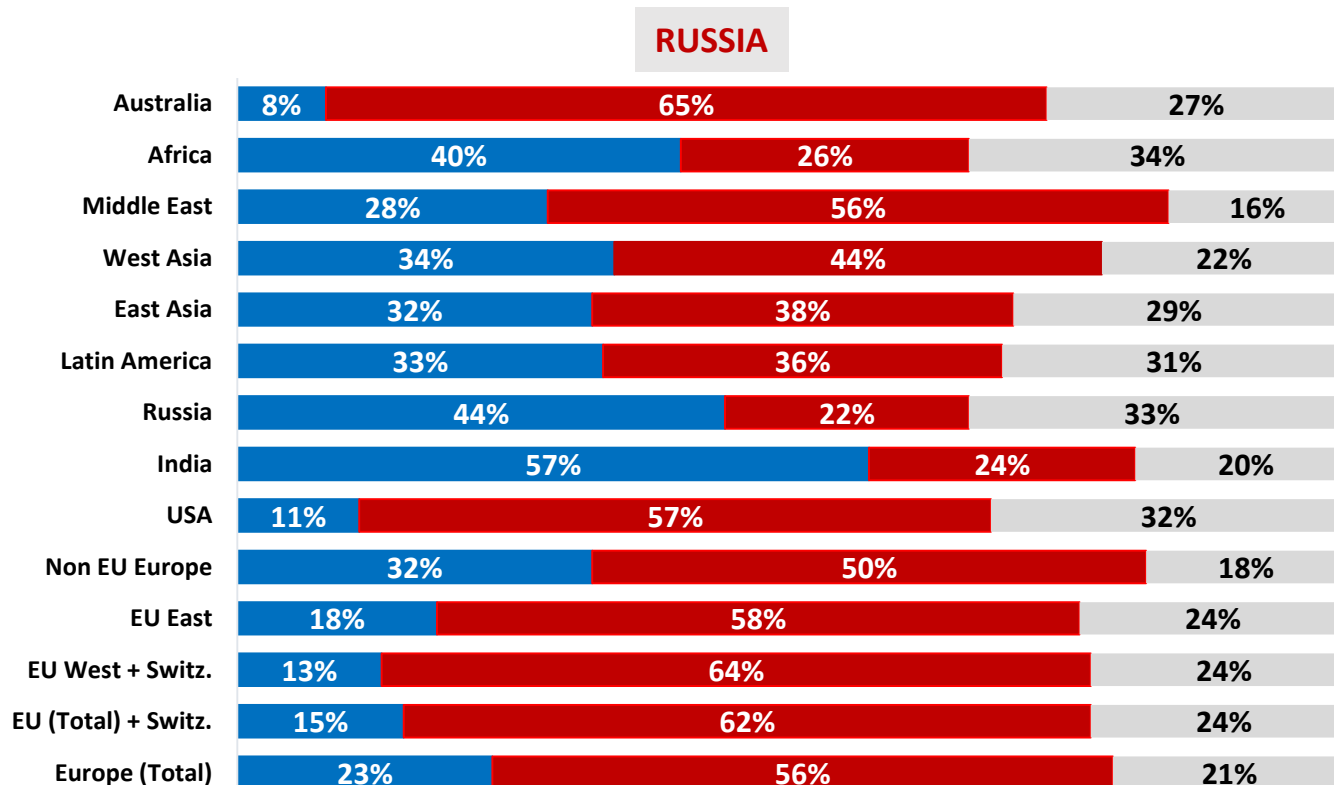
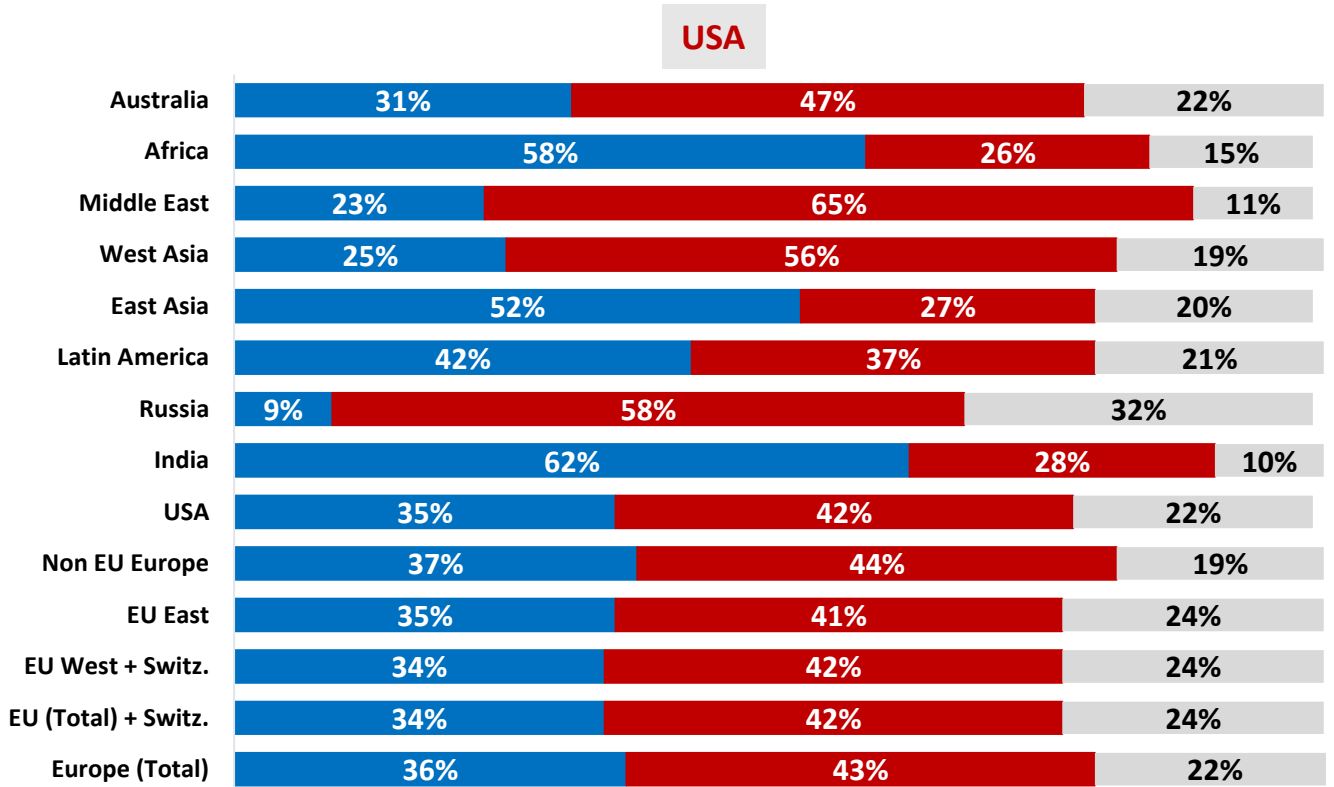
– Australian results are quoted in charts/tables, but not included in Global Average calculations (survey data base not available)

– This item was not asked in the USA survey in 2020

SUPERPOWERS POLICIES EVALUATION BY REGIONS AND SOME HUGE COUNTRIES

What do you think about the international policies of the following four superpowers - are their policies stabilizing or destabilizing the world?

Stabilizing Destabilizing DK/NR

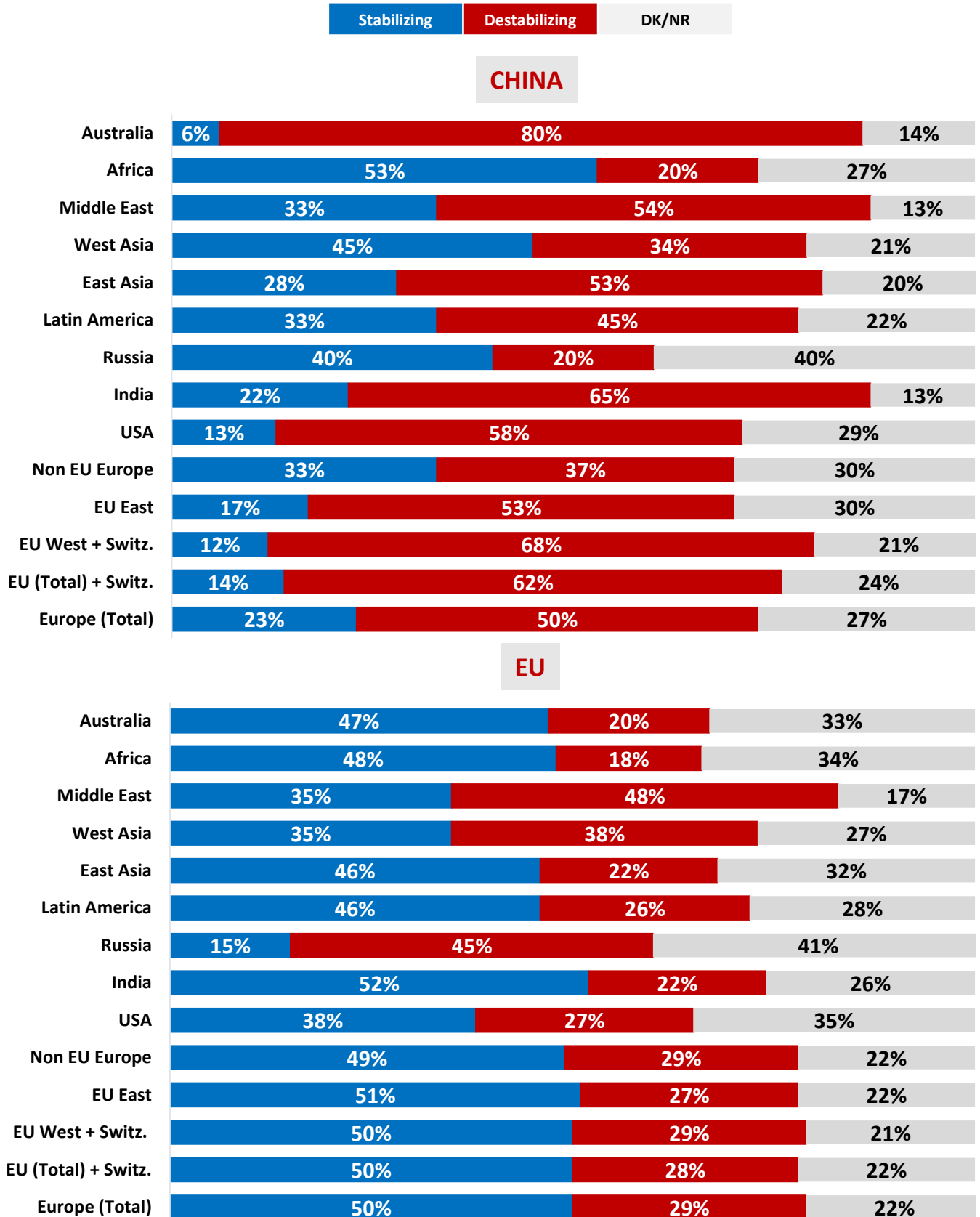


Australian results are quoted in charts/tables, but not included in Global Average calculations (survey data base not available)

Minor deviations due to rounding are possible

SUPERPOWERS POLICIES EVALUATION BY REGIONS AND SOME HUGE COUNTRIES

What do you think about the international policies of the following four superpowers - are their policies stabilizing or destabilizing the world?



Australian results are quoted in charts/tables, but not included in Global Average calculations (survey data base not available)

Minor deviations due to rounding are possible

SUPERPOWERS POLICIES EVALUATION BY COUNTRIES

What do you think about the international policies of the following four superpowers - are their policies stabilizing or destabilizing the world?



USA

NET SCORES
(stabilizing *minus* destabilizing)

Country	AT THE END OF 2021	AT THE END OF 2020	AT THE END OF 2019	AT THE END OF 2018
AFGHANISTAN	-52	-15	-33	-33
ALBANIA	+48		+49	+46
ARGENTINA	+7	-32	-22	-43
ARMENIA	-24	-41	-8	-25
AUSTRALIA	-16	-50		-61
AUSTRIA	-10	-16	-66	-72
AZERBAIJAN	+5	-24		
BOSNIA AND HERZEGOVINA	-39	-41	-62	-38
BULGARIA	-37	-36	-26	-36
COLOMBIA	+14	-26	-27	-29
CZECH REPUBLIC	-7	-27	-15	-18
ECUADOR	+16	0	+15	-22
GERMANY	+1	-26	-68	-68
GHANA	-23	-31	-22	+24
HONG KONG	-16	-5	-35	-55
INDIA	+34	+47	+25	+42
INDONESIA	+14	-4	-12	-11
IRAQ	-42	-49	-72	-58
ITALY	+3	-27	-37	-29
JORDAN	-42	-62		-38
JAPAN	+11	-26	-40	-43
KAZAKHSTAN	+10	-34	-15	-51
KENYA	+65	+25		

SUPERPOWERS POLICIES EVALUATION BY COUNTRIES

What do you think about the international policies of the following four superpowers - are their policies stabilizing or destabilizing the world?




USA

NET SCORES
(stabilizing *minus* destabilizing)

Country	AT THE END OF 2021	AT THE END OF 2020	AT THE END OF 2019	AT THE END OF 2018
KOSOVO	+62		+63	+60
MALAYSIA	-3	-32	-30	
MEXICO	+5	-44	-56	-51
MOLDOVA	-30		-18	-2
NIGERIA	+54	+38	+63	-42
NORTH MACEDONIA	0	-5	-14	-15
PAKISTAN	-46	-48	-56	-38
PALESTINE	-43	-26	-55	
PERU	-10	-46	+15	
PHILIPPINES	+66	+64	+66	+59
POLAND	+19	+13	+11	+4
REPUBLIC OF KOREA	+23	-15	-49	-29
ROMANIA	-1		+8	+5
RUSSIA	-49	-51	-43	-66
SERBIA	-56	-57	-61	-59
SPAIN	-7	-59	-69	-59
SWITZERLAND	-18	-54	-71	-69
THAILAND	+52	+35	+53	-2
UK	-17	-35	-30	-44
UKRAINE	+4	+3		-15
USA	-7		-12	-9
VIETNAM	+57	+46	+61	+43

SUPERPOWERS POLICIES EVALUATION BY COUNTRIES

What do you think about the international policies of the following four superpowers - are their policies stabilizing or destabilizing the world?




RUSSIA

NET SCORES
(stabilizing *minus* destabilizing)

Country	AT THE END OF 2021	AT THE END OF 2020	AT THE END OF 2019	AT THE END OF 2018
AFGHANISTAN	-31	-13	-25	-32
ALBANIA	+74		+22	+4
ARGENTINA	+4	-3	-1	-17
ARMENIA	-7	+26	+20	+20
AUSTRALIA	-57	-52		-65
AUSTRIA	-59	-36	-38	-38
AZERBAIJAN	+10	-10		
BOSNIA AND HERZEGOVINA	-32	-10	-50	-44
BULGARIA	-3	+17	+30	+16
COLOMBIA	-27	-11	-41	-45
CZECH REPUBLIC	-49	-50	-49	-53
ECUADOR	-2	+13	+19	-17
GERMANY	-60	-50	-51	-52
GHANA	-15	-13	-11	+15
HONG KONG	-32	-16	-26	-35
INDIA	+33	+33	+26	+36
INDONESIA	+21	+23	-7	-11
IRAQ	-15	+2	-38	-20
ITALY	-36	-20	-21	-23
JORDAN	-37	-57		-56
JAPAN	-43	-40	-46	-46
KAZAKHSTAN	+39	+54	+71	+67
KENYA	+42	+3		

SUPERPOWERS POLICIES EVALUATION BY COUNTRIES

What do you think about the international policies of the following four superpowers - are their policies stabilizing or destabilizing the world?




RUSSIA

NET SCORES
(stabilizing *minus* destabilizing)

Country	AT THE END OF 2021	AT THE END OF 2020	AT THE END OF 2019	AT THE END OF 2018
KOSOVO	-65		-50	-70
MALAYSIA	+11	+8	-4	
MEXICO	+15	+17	+8	-61
MOLDOVA	+9		+3	+26
NIGERIA	+13	0	+37	-18
NORTH MACEDONIA	-17	-24	-10	-19
PAKISTAN	-25	-22	-21	-24
PALESTINE	-37	-23	-30	
PERU	+1	+2	+25	
PHILIPPINES	+23	+35	+31	+23
POLAND	-62	-54	-56	-50
REPUBLIC OF KOREA	-44	-61	-67	-63
ROMANIA	-35		-20	-25
RUSSIA	+22	+13	+34	+45
SERBIA	+41	+31	+52	+39
SPAIN	-44	-55	-66	-64
SWITZERLAND	-56	-57	-56	-55
THAILAND	+4	+7	+9	-47
UK	-53	-53	-53	-63
UKRAINE	-64	-60		-42
USA	-53		-57	-56
VIETNAM	+63	+53	+55	+27

SUPERPOWERS POLICIES EVALUATION BY COUNTRIES

What do you think about the international policies of the following four superpowers - are their policies stabilizing or destabilizing the world?




CHINA

NET SCORES
(stabilizing *minus* destabilizing)

Country	AT THE END OF 2021	AT THE END OF 2020	AT THE END OF 2019	AT THE END OF 2018
AFGHANISTAN	-18	+2	+9	-9
ALBANIA	+61		+27	+17
ARGENTINA	-4	-26	+3	-11
ARMENIA	+13	+22	+39	+27
AUSTRALIA	-74	-71		-46
AUSTRIA	-62	-37	-45	-30
AZERBAIJAN	+24	+4		
BOSNIA AND HERZEGOVINA	-21	-10	-34	-39
BULGARIA	-15	-16	+11	+4
COLOMBIA	-23	-15	-16	-27
CZECH REPUBLIC	-48	-58	-47	-35
ECUADOR	+2	-3	+21	-6
GERMANY	-58	-37	-41	-30
GHANA	-1	-8	-5	+34
HONG KONG	-2	+4	-21	-11
INDIA	-43	-37	-17	-14
INDONESIA	-11	-3	-12	+1
IRAQ	+1	+10	-3	+15
ITALY	-57	-27	-38	-30
JORDAN	-23	-35		+34
JAPAN	-62	-61	-66	-58
KAZAKHSTAN	+18	+21	+32	+41
KENYA	+58	+31		

SUPERPOWERS POLICIES EVALUATION BY COUNTRIES

What do you think about the international policies of the following four superpowers - are their policies stabilizing or destabilizing the world?



CHINA

NET SCORES
(stabilizing *minus* destabilizing)

Country	AT THE END OF 2021	AT THE END OF 2020	AT THE END OF 2019	AT THE END OF 2018
KOSOVO	-57		-28	-44
MALAYSIA	+33	+40	+25	
MEXICO	-11	+10	+8	-51
MOLDOVA	+9		+3	+31
NIGERIA	+39	+22	+65	+49
NORTH MACEDONIA	-16	-36	+4	-6
PAKISTAN	+32	+54	+58	+37
PALESTINE	-45	-30	+6	
PERU	-19	-19	+22	
PHILIPPINES	+15	+18	+13	+16
POLAND	-42	-38	-41	-32
REPUBLIC OF KOREA	-84	-72	-76	-75
ROMANIA	-34		+25	+13
RUSSIA	+20	-4	+17	+28
SERBIA	+27	+22	+46	+36
SPAIN	-37	-39	-42	-41
SWITZERLAND	-64	-49	-50	-35
THAILAND	+37	+54	+30	-34
UK	-54	-50	-41	-34
UKRAINE	-9	+7		+19
USA	-45		-50	-40
VIETNAM	-69	-84	-71	-59

SUPERPOWERS POLICIES EVALUATION BY COUNTRIES

What do you think about the international policies of the following four superpowers - are their policies stabilizing or destabilizing the world?



EU

NET SCORES
(stabilizing *minus* destabilizing)

Country	AT THE END OF 2021	AT THE END OF 2020	AT THE END OF 2019	AT THE END OF 2018
AFGHANISTAN	-18	+1	+3	-14
ALBANIA	+67		+56	+60
ARGENTINA	+27	+16	+22	-7
ARMENIA	+3	-3	+39	+27
AUSTRALIA	+27	+26		0
AUSTRIA	+24	+40	+37	+32
AZERBAIJAN	+32	+8		
BOSNIA AND HERZEGOVINA	+6	+19	-24	-18
BULGARIA	+27	+36	+55	+44
COLOMBIA	+39	+52	+35	+28
CZECH REPUBLIC	+16	-1	+22	+23
ECUADOR	+9	+11	+34	+3
GERMANY	+37	+56	+47	+39
GHANA	-2	-5	-3	+41
HONG KONG	-12	+10	+1	+3
INDIA	+30	+22	+19	+22
INDONESIA	+44	+32	+18	+24
IRAQ	-4	0	-26	+5
ITALY	+23	-8	-5	-12
JORDAN	-12	-51		+39
JAPAN	+10	-4	-13	-4
KAZAKHSTAN	+26	-13	+25	+2
KENYA	+52	+11		

SUPERPOWERS POLICIES EVALUATION BY COUNTRIES

What do you think about the international policies of the following four superpowers - are their policies stabilizing or destabilizing the world?



EU

NET SCORES
(stabilizing *minus* destabilizing)

Country	AT THE END OF 2021	AT THE END OF 2020	AT THE END OF 2019	AT THE END OF 2018
KOSOVO	+44		+60	+66
MALAYSIA	+29	+10	+19	
MEXICO	+27	+16	+18	-51
MOLDOVA	+15		+40	+39
NIGERIA	+39	+21	+46	+42
NORTH MACEDONIA	+31	+6	+42	+40
PAKISTAN	-17	-19	-13	-17
PALESTINE	-25	-12	+18	
PERU	+6	-1	+30	
PHILIPPINES	+23	+36	+31	+9
POLAND	+34	+24	+36	+26
REPUBLIC OF KOREA	+23	-23	+8	+16
ROMANIA	+20		+60	+53
RUSSIA	-30	-30	-5	-33
SERBIA	-16	-14	-10	-11
SPAIN	+25	+30	+34	+16
SWITZERLAND	+18	+19	+32	+30
THAILAND	+17	+3	+29	-15
UK	-1	+18	+9	+2
UKRAINE	+27	+25		+27
USA	+11		+10	+8
VIETNAM	+67	+52	+59	+60

SUPERPOWERS POLICIES EVALUATION

What do you think about the international policies of the following four superpowers - are their policies stabilizing or destabilizing the world?

USA

(Countries presented in alphabetical order)

Country	Stabilizing	Destabilizing	DK/NR	Country	Stabilizing	Destabilizing	DK/NR
TOTAL	39%	41%	20%	KENYA	70%	5%	25%
AFGHANISTAN	20%	72%	8%	KOSOVO	70%	8%	21%
ALBANIA	72%	24%	4%	NORTH MACEDONIA	42%	42%	16%
ARGENTINA	40%	33%	27%	MALAYSIA	46%	49%	5%
ARMENIA	29%	53%	18%	MEXICO	47%	42%	12%
AUSTRALIA*	31%	47%	22%	MOLDOVA	23%	53%	24%
AUSTRIA	34%	44%	22%	NIGERIA	72%	18%	10%
AZERBAIJAN	33%	28%	39%	PAKISTAN	17%	63%	19%
BOSNIA & HERZEGOVINA	20%	59%	21%	PALESTINE	25%	68%	7%
BULGARIA	16%	53%	31%	PERU	31%	41%	28%
COLOMBIA	53%	39%	8%	PHILIPPINES	71%	5%	24%
CZECH REPUBLIC	39%	46%	14%	POLAND	44%	25%	31%
ECUADOR	45%	29%	26%	ROMANIA	41%	42%	17%
GERMANY	39%	38%	23%	RUSSIA	9%	58%	32%
GHANA	33%	56%	11%	SERBIA	15%	71%	14%
HONG KONG	35%	51%	15%	REPUBLIC OF KOREA	57%	34%	8%
INDIA	62%	28%	10%	SPAIN	37%	44%	19%
INDONESIA	46%	32%	22%	SWITZERLAND	29%	47%	24%
IRAQ	28%	70%	2%	THAILAND	64%	12%	24%
ITALY	41%	38%	21%	UKRAINE	41%	37%	22%
JAPAN	29%	18%	53%	UK	24%	41%	35%
JORDAN	17%	59%	25%	USA	35%	42%	22%
KAZAKHSTAN	45%	35%	21%	VIETNAM	76%	19%	5%

*Australian results are quoted in charts/tables, but not included in Global Average calculations (survey data base not available)
Minor deviations due to rounding are possible

SUPERPOWERS POLICIES EVALUATION

What do you think about the international policies of the following four superpowers - are their policies stabilizing or destabilizing the world?

RUSSIA

(Countries presented in alphabetical order)

Country	Stabilizing	Destabilizing	DK/NR	Country	Stabilizing	Destabilizing	DK/NR
TOTAL	29%	46%	25%	KENYA	49%	7%	44%
AFGHANISTAN	27%	58%	14%	KOSOVO	4%	69%	26%
ALBANIA	86%	12%	2%	NORTH MACEDONIA	31%	48%	21%
ARGENTINA	33%	29%	38%	MALAYSIA	50%	39%	11%
ARMENIA	41%	48%	11%	MEXICO	46%	31%	23%
AUSTRALIA*	8%	65%	27%	MOLDOVA	44%	35%	21%
AUSTRIA	11%	70%	19%	NIGERIA	43%	30%	28%
AZERBAIJAN	38%	28%	34%	PAKISTAN	24%	49%	27%
BOSNIA & HERZEGOVINA	23%	55%	22%	PALESTINE	27%	64%	9%
BULGARIA	30%	33%	37%	PERU	31%	30%	39%
COLOMBIA	30%	57%	13%	PHILIPPINES	39%	16%	45%
CZECH REPUBLIC	19%	68%	13%	POLAND	7%	69%	25%
ECUADOR	31%	33%	37%	ROMANIA	22%	57%	21%
GERMANY	9%	69%	22%	RUSSIA	44%	22%	33%
GHANA	27%	42%	31%	SERBIA	64%	23%	12%
HONG KONG	21%	53%	26%	REPUBLIC OF KOREA	20%	64%	16%
INDIA	57%	24%	20%	SPAIN	18%	62%	20%
INDONESIA	41%	20%	40%	SWITZERLAND	10%	66%	25%
IRAQ	39%	54%	7%	THAILAND	32%	28%	40%
ITALY	20%	56%	25%	UKRAINE	10%	74%	16%
JAPAN	4%	47%	49%	UK	8%	61%	32%
JORDAN	15%	52%	33%	USA	11%	57%	32%
KAZAKHSTAN	62%	23%	15%	VIETNAM	76%	13%	11%

*Australian results are quoted in charts/tables, but not included in Global Average calculations (survey data base not available)

Minor deviations due to rounding are possible

SUPERPOWERS POLICIES EVALUATION

What do you think about the international policies of the following four superpowers - are their policies stabilizing or destabilizing the world?

CHINA

(Countries presented in alphabetical order)

Country	Stabilizing	Destabilizing	DK/NR	Country	Stabilizing	Destabilizing	DK/NR
TOTAL	29%	47%	24%	KENYA	64%	6%	30%
AFGHANISTAN	35%	53%	13%	KOSOVO	6%	63%	31%
ALBANIA	79%	18%	3%	NORTH MACEDONIA	29%	45%	26%
ARGENTINA	32%	36%	32%	MALAYSIA	64%	31%	5%
ARMENIA	36%	23%	40%	MEXICO	37%	48%	15%
AUSTRALIA*	6%	80%	14%	MOLDOVA	35%	26%	39%
AUSTRIA	10%	72%	18%	NIGERIA	64%	25%	11%
AZERBAIJAN	38%	14%	47%	PAKISTAN	58%	26%	16%
BOSNIA & HERZEGOVINA	26%	47%	27%	PALESTINE	24%	69%	7%
BULGARIA	19%	34%	47%	PERU	26%	45%	29%
COLOMBIA	34%	57%	9%	PHILIPPINES	36%	21%	43%
CZECH REPUBLIC	18%	66%	15%	POLAND	11%	53%	35%
ECUADOR	42%	40%	19%	ROMANIA	22%	56%	22%
GERMANY	11%	69%	20%	RUSSIA	40%	20%	40%
GHANA	30%	31%	39%	SERBIA	56%	29%	16%
HONG KONG	41%	43%	16%	REPUBLIC OF KOREA	4%	88%	7%
INDIA	22%	65%	13%	SPAIN	23%	60%	17%
INDONESIA	35%	46%	19%	SWITZERLAND	7%	71%	22%
IRAQ	48%	47%	5%	THAILAND	53%	16%	31%
ITALY	12%	69%	19%	UKRAINE	27%	36%	37%
JAPAN	3%	65%	32%	UK	9%	63%	28%
JORDAN	25%	48%	26%	USA	13%	58%	29%
KAZAKHSTAN	49%	31%	20%	VIETNAM	13%	82%	6%

*Australian results are quoted in charts/tables, but not included in Global Average calculations (survey data base not available)

Minor deviations due to rounding are possible

SUPERPOWERS POLICIES EVALUATION

What do you think about the international policies of the following four superpowers - are their policies stabilizing or destabilizing the world?

EU

(Countries presented in alphabetical order)

Country	Stabilizing	Destabilizing	DK/NR	Country	Stabilizing	Destabilizing	DK/NR
TOTAL	46%	28%	26%	KENYA	57%	5%	38%
AFGHANISTAN	30%	48%	21%	KOSOVO	58%	14%	28%
ALBANIA	82%	15%	2%	NORTH MACEDONIA	58%	27%	14%
ARGENTINA	45%	18%	37%	MALAYSIA	60%	31%	9%
ARMENIA	33%	30%	37%	MEXICO	52%	25%	24%
AUSTRALIA*	47%	20%	33%	MOLDOVA	47%	32%	21%
AUSTRIA	53%	29%	18%	NIGERIA	57%	18%	24%
AZERBAIJAN	47%	15%	38%	PAKISTAN	27%	44%	29%
BOSNIA & HERZEGOVINA	42%	36%	22%	PALESTINE	32%	57%	11%
BULGARIA	49%	22%	29%	PERU	35%	29%	36%
COLOMBIA	62%	23%	14%	PHILIPPINES	37%	14%	49%
CZECH REPUBLIC	51%	35%	15%	POLAND	53%	19%	28%
ECUADOR	42%	33%	25%	ROMANIA	53%	33%	13%
GERMANY	59%	22%	19%	RUSSIA	15%	45%	41%
GHANA	30%	32%	39%	SERBIA	35%	51%	15%
HONG KONG	32%	44%	24%	REPUBLIC OF KOREA	53%	30%	17%
INDIA	52%	22%	26%	SPAIN	55%	30%	15%
INDONESIA	58%	14%	28%	SWITZERLAND	47%	29%	24%
IRAQ	44%	48%	8%	THAILAND	37%	20%	43%
ITALY	52%	29%	18%	UKRAINE	51%	24%	25%
JAPAN	22%	12%	66%	UK	33%	34%	34%
JORDAN	28%	40%	32%	USA	38%	27%	35%
KAZAKHSTAN	51%	25%	23%	VIETNAM	78%	11%	11%

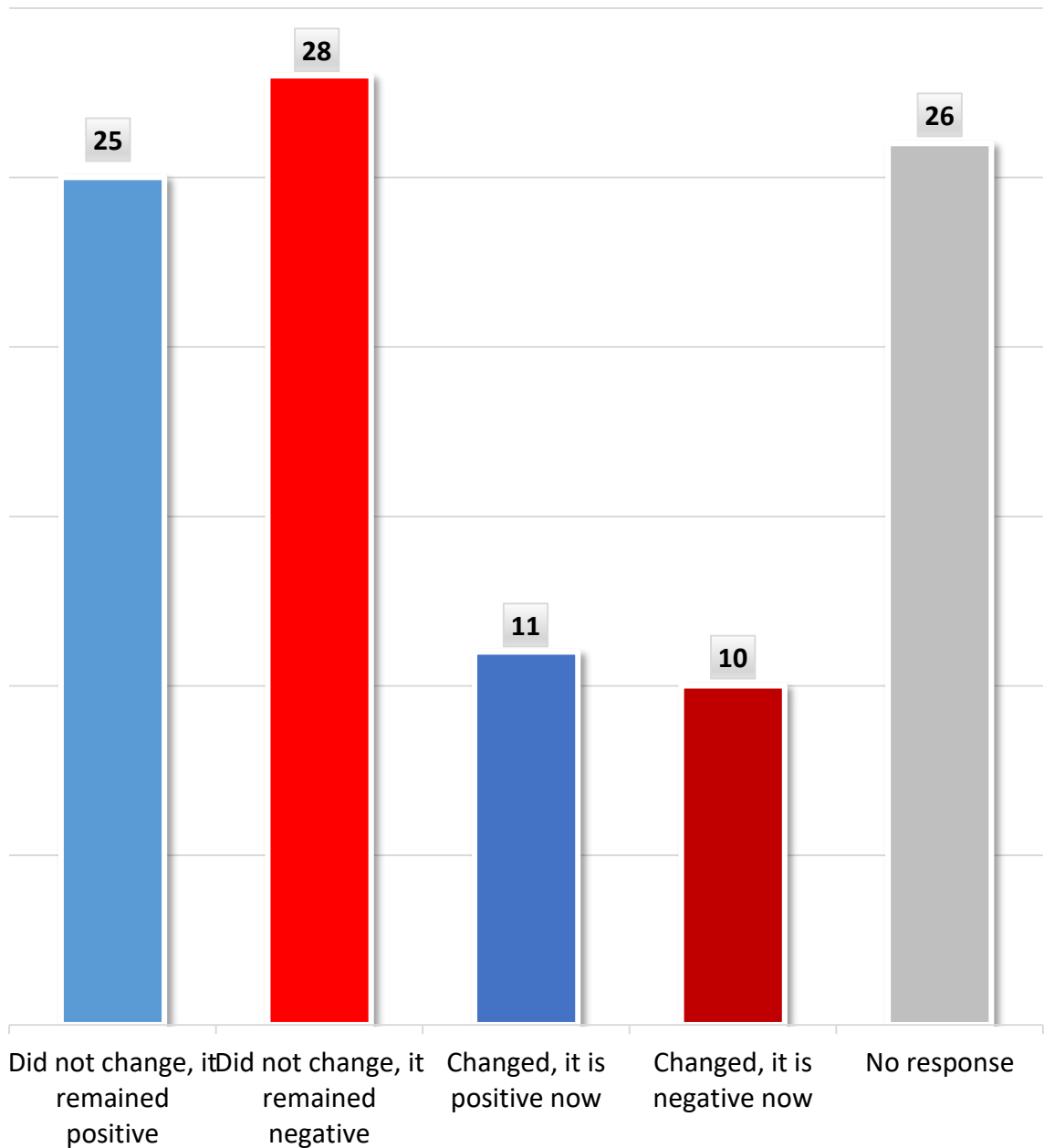
*Australian results are quoted in charts/tables, but not included in Global Average calculations (survey data base not available)

Minor deviations due to rounding are possible

Attitudes towards the US after the withdraw from Afghanistan

Has your attitude towards the US changed after the withdraw from Afghanistan or not?

Global attitudes



Attitudes towards the US after the withdraw from Afghanistan

Has your attitude towards the US changed after the withdraw from Afghanistan or not?

Top 5 Unchanged – remained positive

Albania (68%)

Kosovo (56%)

Republic of Korea (41%)

Ukraine (38%)

Kenya (37%)

Top 5 Unchanged – remained negative

Serbia (64%)

Palestine (52%)

Afghanistan (50%)

Pakistan (49%)

North Macedonia (43%)

Top 5 Changed – it is positive now

Nigeria (21%); India (21%)

Malaysia (20%)

Colombia (19%)

North Macedonia (18%); Palestine (18%)

Ghana (14); Ecuador (14%); Iraq (14%);
Ukraine (14%); Thailand (14%)

Top 5 Changed – it is negative now

Iraq (21%); India (21%)

USA (18%)

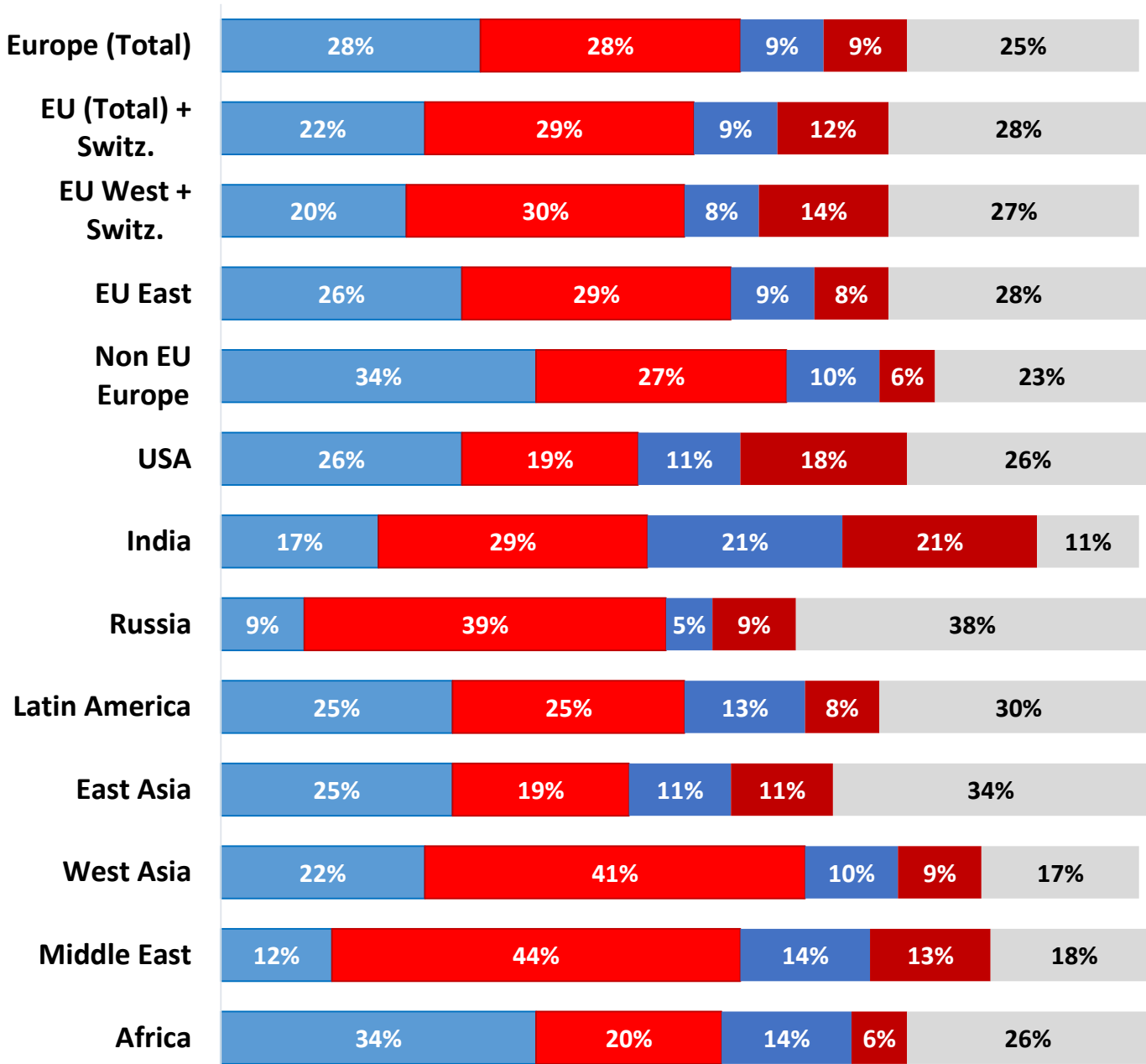
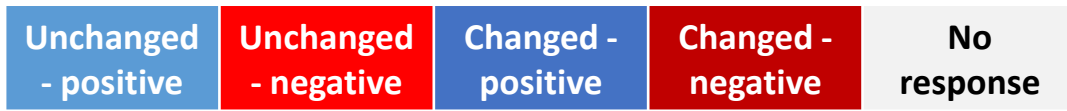
Republic of Korea (17%)

Hong Kong (16%), Austria (16%)

Spain (15%); UK (15%)

CHANGE IN ATTITUDES BY REGIONS AND SOME HUGE COUNTRIES

Has your attitude towards the US changed after the withdraw from Afghanistan or not?



Minor deviations due to rounding are possible

Attitudes towards the US after the withdraw from Afghanistan

Has your attitude towards the US changed after the withdraw from Afghanistan or not?

(Countries presented in alphabetical order)

Country	Unchanged - positive	Unchanged - negative	Changed - positive	Changed - negative	No response
TOTAL	25%	28%	11%	10%	26%
AFGHANISTAN	28%	50%	10%	10%	1%
ALBANIA	68%	24%	6%	2%	-
ARGENTINA	25%	22%	8%	4%	40%
ARMENIA	31%	15%	9%	6%	40%
AUSTRIA	18%	33%	6%	16%	27%
AZERBAIJAN	21%	19%	6%	5%	49%
BOSNIA & HERZEGOVINA	36%	23%	6%	6%	29%
BULGARIA	11%	41%	10%	6%	33%
COLOMBIA	26%	28%	19%	13%	15%
CZECH REPUBLIC	27%	35%	8%	9%	20%
ECUADOR	27%	18%	14%	6%	35%
GERMANY	21%	26%	11%	14%	27%
GHANA	32%	37%	14%	7%	11%
HONG KONG	18%	34%	10%	16%	22%
INDIA	17%	29%	21%	21%	11%
INDONESIA	28%	23%	13%	6%	31%
IRAQ	16%	41%	14%	21%	8%
ITALY	34%	23%	10%	13%	20%
JAPAN	9%	11%	3%	13%	64%
JORDAN	10%	40%	10%	6%	34%
KAZAKHSTAN	30%	32%	10%	12%	16%

The table continues on the next page

Minor deviations due to rounding are possible

Attitudes towards the US after the withdraw from Afghanistan

Has your attitude towards the US changed after the withdraw from Afghanistan or not?

(Countries presented in alphabetical order)

Country	Unchanged - positive	Unchanged - negative	Changed - positive	Changed - negative	No response
KENYA	37%	7%	7%	4%	46%
KOSOVO	56%	8%	4%	2%	29%
NORTH MACEDONIA	33%	43%	18%	5%	-
MALAYSIA	17%	29%	20%	12%	22%
MEXICO	23%	33%	10%	4%	30%
MOLDOVA	18%	23%	11%	9%	38%
NIGERIA	34%	17%	21%	8%	21%
PAKISTAN	12%	49%	12%	9%	17%
PALESTINE	9%	52%	18%	8%	12%
PERU	24%	25%	12%	9%	30%
PHILIPPINES	29%	11%	11%	5%	44%
POLAND	32%	16%	11%	8%	34%
ROMANIA	33%	22%	7%	12%	25%
RUSSIA	9%	39%	5%	9%	38%
SERBIA	10%	64%	8%	3%	14%
REPUBLIC OF KOREA	41%	17%	9%	17%	16%
SPAIN	20%	33%	8%	15%	24%
SWITZERLAND	16%	32%	9%	12%	31%
THAILAND	29%	14%	14%	4%	39%
UKRAINE	38%	18%	14%	8%	23%
UK	13%	32%	6%	15%	34%
USA	26%	19%	11%	18%	26%

End of Year Survey 2021 Participants



(GIA Members and Partners presented in alphabetical order)

Country	Vendor Company	Sample size	Method	Fieldwork	Universe
AFGHANISTAN	Company: ACSOR-Surveys	1024	CATI	13–16 October 2021	18+, National
ALBANIA	Index Kosova	501	F2F	November 2021	18+, National
ARGENTINA	Voices!	821	CAWI	11-24 November 2021	18+, National
ARMENIA	MPG LLC	1001	CATI	16-27 November 2021	18+, National
AUSTRALIA	Roy Morgan	1184	Online	25-28 November 2021	18+, National
AUSTRIA	Das Österreichische Gallup Institut GmbH	1000	CAWI	14-20 November 2021	14+, National
AZERBAIJAN	SIAR Research and Consulting Group	500	Telephone	01-10 December 2021	18+, National
BOSNIA & HERZEGOVINA	Mareco Index Bosnia	1000	Online	01-21 November 2021	18+, National
BULGARIA	Gallup International Balkan	803	F2F	28 Oct - 05 Nov 2021	18+, National
COLOMBIA	Centro Nacional de Consultoría	775	CATI	10 Nov - 10 Dec 2021	18+, National
CZECH REPUBLIC	Mareco IVP	1000	F2F	October 2021	18+, National
ECUADOR	CEDATOS	730	F2F	01-09 December 2021	16+, Urban
GERMANY	GIA	1000	Online	01-10 December 2021	16+, National
GHANA	Positive Insights	1000	F2F	25 Oct - 26 Nov 2021	18+, National
HONG KONG	CSG	524	Online	19-30 November 2021	18+, cities
INDIA	Convergent	1124	F2F/Telephone	Nov-Dec 2021	18+, 12 Major Cities

End of Year Survey 2021 Participants -*contd.*



(GIA Members and Partners presented in alphabetical order)

Country	Vendor Company	Sample size	Method	Fieldwork	Universe
INDONESIA	Deka	689	Online	08 Nov- 12 Dec 2021	18+, National
IRAQ	IACSS	1000	F2F	03-22 November 2021	18-81, Urban
ITALY	DOXA	1046	F2F	15-28 November 2021	15+, National
JAPAN	Nippon Research Center	1154	F2F	02-14 October 2021	18-79, National
JORDAN	Infographic Market Research (IMR)	885	CATI	03-21 December 2021	18-75, National
KAZAKHSTAN	BISAM - CENTRAL ASIA	493	CATI	December 2021	18+, National
KENYA	Mind Pulse	1000	F2F	Nov-Dec 2021	18+, Major Cities
KOSOVO	Index Kosova	953	CATI	November 2021	18+, National
NORTH MACEDONIA	BRIMA	1210	F2F	15-30 November 2021	18+, National
MALAYSIA	Central Force	1002	CATI	Oct-Nov 2021	18+, National (mobile)
MEXICO	BRAIN	501	Online	October 2021	18-64, 3 Major Cities
MOLDOVA	CBS-Research	1205	CATI	06-12 October 2021	18+, National
NIGERIA	Market Trends International	1000	F2F	Oct - Nov 2021	18+, National
PAKISTAN	Gallup Pakistan	1000	CATI	22 Oct - 03 Nov 2021	18+, National
PERU	DATUM Internacional	1000	Online	24 Sep-05 Oct 2021	18-70, Urban
PHILIPPINES	PSRC	1000	F2F	12 Nov-08 Dec 2021	18-65, National

End of Year Survey 2021 Participants -*contd.*

(GIA Members and Partners presented in alphabetical order)

Country	Vendor Company	Sample size	Method	Fieldwork	Universe
POLAND	Mareco Polska	1009	F2F	06-20 October 2021	18+, National
ROMANIA	Kantar	500	CAWI	October	18-64, National
RUSSIA	ROMIR	960	Online	25 Oct-05 Nov 2021	18+, Cities 10,000+
SERBIA	TMG Insights	1009	F2F	04 Oct-07 Nov 2021	18+, National
REPUBLIC OF KOREA	Gallup Korea	1500	F2F	05-28 November 2021	19+, National
SPAIN	SIGMA DOS	900	CAWI	October 2021	18, National
SWITZERLAND	Gallup AG Switzerland	1000	Online	01-10 December 2021	16+, National
THAILAND	Infosearch Limited	600	F2F	08-28 November 2021	18+, National
TURKEY	BAREM	1003	CATI	25 Oct - 08 Dec 2021	18+, National
UKRAINE	ROMIR & Kyiv International Institute of Sociology and Democratic Initiatives Foundation	2003	CATI	02-11 November	18+, National
UK	ORB International	1051	Online	06-10 December 2021	18+, National
USA	Survey Monkey	1032	Online	13 January 2022	18+, National
VIETNAM	Indochina Research	601	F2F	26 Oct-10 Nov 2021	18-64, 4 Major Cities

** Please note that due to political, religious and sociocultural considerations, in rare cases certain questions or statements are not asked in each country.*